



# Club Health Assessment for District 101 M through May 2025

			Status	Membership							Reports					Finance	LCIF
Club Number	Club Name	Charter Date		Current Member Count	YTD Members Added	YTD Members Dropped	YTD Net Growth	YTD Net Growth%	Member Count 12 Months Ago	Avg. length of service for dropped members	Months Since Last MMR ***	Yrs. Since Last Officer Report	President Rotation	Vice President Reported ****	Months Since Last Activity Report ***	Account Balance	Donations for current Fiscal Year
			Number of times on status quo within last two years	If below 15 members appears					If net loss is greater than 20% appears		If no report in 3 months appears in	When more than one year appears in	Number of repeat terms	Notes the officers that do not have an active	If no report at 12 months red		
Clubs more than two years old																	
18406	ALFTA	01/22/1973	Active	27	3	0	3	12.50%	24		1		3	VP,SC	N/R		
18360	ARBOGA	10/22/1951	Active	20	1	2	-1	-4.76%	25	8	2			N	M,SC	N/R	\$783.66
18359	ARVIKA	01/17/1956	Active	14	1	1	0	0.00%	13	0	0		3	N	24+		
18361	ASKERSUND	01/26/1960	Cancelled(6*)	0	0	0	0	0.00%	17		11	1	None	P,S,T,M,VP SC	24+		
18408	AVESTA	12/28/1951	Active	33	3	2	1	3.13%	33	24	0			N	6		\$2,717.07
18409	BERGSJÖ	09/01/1969	Active	12	0	1	-1	-7.69%	13	16	3		None	N	P,SC	24+	\$1,894.89
18411	BORLÄNGE	05/28/1953	Active	18	2	2	0	0.00%	18	26	0			N	SC	12	\$50.00
46841	BORLÄNGE STORA TUNA	01/07/1987	Active	21	2	0	2	10.53%	19		2			N	SC	24+	
18357	EDA	01/21/1955	Active	14	0	0	0	0.00%	15		7		3		VP,SC	24+	
18414	FALUN	10/05/1951	Active(1)	15	1	1	0	0.00%	16	41	2		2		S,M,VP,SC	24+	
18415	FÄRILA	12/11/1958	Active(1)	12	0	0	0	0.00%	12		1				M,VP,SC	N/R	
18366	FJUGESTA	12/01/1965	Active	13	0	1	-1	-7.14%	14	41	1		3	R	T,M,SC	N/R	
18367	FORSHAGA	11/26/1969	Active	9	0	0	0	0.00%	9		13		12		M,VP,SC	24+	
18416	FREDRIKSBERG	03/04/1959	Active	24	0	1	-1	-4.00%	25	7	1			N	1		
18417	GAGNEF	11/15/1960	Active	11	1	0	1	10.00%	10		0				M,VP,SC	24+	\$814.69
53365	GAGNEF DALDOCKAN	06/11/1992	Active	23	0	0	0	0.00%	23		0				VP	24+	
18418	GÄVLE	04/24/1951	Active	20	4	3	1	5.26%	19	11	0		2		M,VP,SC	24	\$914.69
18419	GÄVLE NORRA	11/19/1970	Active	19	0	0	0	0.00%	19		1				VP,SC	24+	\$763.46
18369	GRUMS	01/10/1967	Active	13	0	1	-1	-7.14%	14	13	4			N	SC	24+	
18370	HAGFORS	04/21/1965	Active	15	0	0	0	0.00%	16		1			N	SC	24+	\$759.30
18372	HÄLLEFORS	02/11/1953	Active	11	1	1	0	0.00%	11	15	2		2	N	SC	24+	
18371	HALLSBERG	09/20/1961	Active	11	0	2	-2	-15.38%	13	19	0				VP,SC	24+	
18373	HALLSTAHAMMAR	02/03/1953	Active	30	2	2	0	0.00%	30	9	2		2	N	M,SC	24+	
18421	HAMRÅNGE	03/29/1963	Active	10	1	0	1	11.11%	9		3				VP,SC	N/R	



# Club Health Assessment for District 101 M through May 2025

			Status	Membership							Reports					Finance		LCIF
Club Number	Club Name	Charter Date		Current Member Count	YTD Members Added	YTD Members Dropped	YTD Net Growth	YTD Net Growth%	Member Count 12 Months Ago	Avg. length of service for dropped members	Months Since Last MMR ***	Yrs. Since Last Officer Report	President Rotation	Vice President Reported ****	Months Since Last Activity Report ***	Account Balance	Donations for current Fiscal Year	
			Number of times on status quo within last two years	If below 15 members appears				If net loss is greater than 20% appears			If no report in 3 months appears in	When more than one year appears in	Number of repeat terms		Notes the officers that do not have an active	If no report at 12 months appears in red		
18422	HEDEMORA	11/28/1950	Active	20	1	4	-3	-13.04%	23	8	0		2		VP,SC	24+	\$289.86	
	Exc Award (06/30/2018)																	
18424	HORNDAL	10/15/1958	Active	15	0	3	-3	-16.67%	18	21	0			N	SC	N/R	\$1,845.49	
18425	HUDIKSVALL	05/09/1952	Active	31	1	3	-2	-6.06%	33	23	1			N	M,SC	N/R		
18375	KARLSKOGA	04/20/1955	Active	9	0	1	-1	-10.00%	10	52	0		3		M,VP,SC	N/R		
49196	KARLSTAD ALMEN	02/02/1989	Active	16	2	0	2	14.29%	15		0		2	R	SC	4		
18378	KIL	01/26/1967	Active(1)	5	0	2	-2	-28.57%	7	34	2		7	R	S,T,VP,SC	24+		
33554	KILSBERGEN	03/29/1977	Active	13	1	1	0	0.00%	13	2	2		3		M,VP,SC	24+	\$1,620.48	
18379	KOLBÄCK	02/03/1966	Active	12	0	5	-5	-29.41%	17	27	5		5	R	M,SC	N/R		
18380	KOLSAVA	03/31/1969	Active	25	2	0	2	8.70%	23		2		2		M,VP,SC	24+		
18383	KRISTINEHAMN	03/31/1953	Active	35	0	1	-1	-2.78%	36	3	5		2	R		N/R	\$15.28	
18427	KRYLBO	02/11/1960	Active	19	1	5	-4	-17.39%	23	27	1		None		P,T,M,VP,SC	24+	\$983.09	
18384	KUMLA	03/17/1953	Active	15	0	0	0	0.00%	15		11		2	R	SC	24+	\$958.00	
18385	KUNGSÖR	01/28/1954	Active	17	4	0	4	30.77%	13		2		6		VP,SC	N/R		
37740	KVICKSUND	11/30/1979	Active	13	2	1	1	8.33%	12	6	6		5	N	M,SC	N/R		
18387	LINDESBERG	01/29/1953	Active	16	0	1	-1	-5.88%	17	7	4				M,VP,SC	24+		
54029	LINDESBERG KRISTINA	02/02/1993	Active	27	0	0	0	0.00%	27		0			N	SC	14	\$295.47	
	Exc Award (06/30/2018)																	
18429	LJUSDAL	02/27/1953	Active	18	0	0	0	0.00%	18		15		5		T,M,VP,SC	N/R		
18430	LUDVIKA	06/02/1954	Active	35	6	1	5	16.67%	30	4	2		2	R		0	\$648.19	
54263	LUDVIKA ÄNGSKLOCKAN I LUDVIKA	03/24/1993	Active	27	1	0	1	3.85%	27		1			N		2		
18431	MALUNG	05/23/1962	Active	21	0	0	0	0.00%	20		8			N	SC	24+		
18432	MORA - ORSA	10/10/1958	Active	22	1	1	0	0.00%	22	5	5		2	R		24+	\$274.41	
18389	NORBERG	03/20/1953	Active(2)	24	2	0	2	9.09%	22		0		2		M,VP,SC	24+		
18433	OCKELBO	04/06/1964	Active	6	0	0	0	0.00%	6		2		8	R	SC	24+		



# Club Health Assessment for District 101 M through May 2025

Club Number	Club Name	Charter Date	Status	Membership							Reports					Finance	LCIF
				Current Member Count	YTD Members Added	YTD Members Dropped	YTD Net Growth	YTD Net Growth%	Member Count 12 Months Ago	Avg. length of service members	Months Since Last MMR ***	Yrs. Since Last Officer Report	President Rotation	Vice President Reported ****	Months Since Last Activity Report ***	Account Balance	Donations for current Fiscal Year
			Number of times on status quo within last two years	If below 15 members appears				If net loss is greater than 20% appears			If no report in 3 months appears	When more than one year appears in	Number of repeat terms	Notes the officers that do not have an active	If no report at 12 months appears in red		
18392	ÖREBRO LILLÄN	08/17/1970	Active	14	0	1	-1	-6.67%	15	27	2		9	N	M,SC	N/R	
18394	PÄLSBODA	11/20/1964	Active	14	0	2	-2	-12.50%	16	21	1			N		24+	
18435	RÄTTVIK	02/02/1955	Active	9	0	1	-1	-10.00%	10	22	1		2		VP,SC	12	\$781.62
18443	SÄLEN	11/21/1957	Active	11	0	1	-1	-8.33%	12	31	2		6	N	M,SC	N/R	\$914.69
18438	SÄTER	08/11/1955	Active(1)	27	27	0	27	100.00%	27		5				M,VP,SC	N/R	\$960.50
18404	SKULTUNA	04/20/1967	Active	18	1	5	-4	-18.18%	24	22	0				VP	N/R	\$914.67
45901	STORÅ	03/24/1986	Active(1)	25	0	1	-1	-3.85%	26	5	0		2	R	S,M,SC	N/R	
18441	SUNDBORN	03/05/1970	Active	17	1	2	-1	-5.56%	18	13	0			N	M,SC	24+	
18398	SUNNE	11/28/1956	Active	15	0	0	0	0.00%	15		8			R	SC	N/R	
18399	SURAHAMMAR	01/21/1960	Active	16	1	1	0	0.00%	16	10	5			N	SC	N/R	
18442	SVÄRDSJÖ	11/10/1966	Active	17	0	0	0	0.00%	17		11		10		S,T,M,VP,SC	11	
18591	TIERP	06/21/1954	Active	20	4	2	2	11.11%	18	77	0		2	N	SC	N/R	
18444	VALBO	01/22/1960	Active	14	1	3	-2	-12.50%	16	28	2				M,VP,SC	24+	\$1,100.00
18405	VÄSTERÅS LUNDBY	12/15/1970	Cancelled(6*)	0	0	12	-12	-100.00%	12	35	17		None		P,S,T,M,VP SC	24+	90+ Days

Clubs Cancelled Previous Fiscal Year – Clubs Cancelled within last 12 months may be reinstated

Club Number	Club Name	Charter Date	Current Status*	Cancellation Date
18381	KÖPING	11/22/1951	Cancelled(6*)	01/29/2024
18428	LEKSAND	10/24/1956	Cancelled(6*)	06/29/2024
18401	TORSBY	01/20/1955	Cancelled(6*)	07/29/2023

Current Total Clubs Count	YTD New Clubs Count	YTD Cancelled Clubs Count	YTD Net Club Gain	Current Total Members Count	YTD Add	YTD Drop	YTD Net Growth	YTD Net Growth %	Member Count 12 Months Ago	Average Member Count Per Club	% of Clubs with less than 20 members	% No MMR in 3 Months	% No Officer Report in 12 Months	% of Clubs with balance 90+ days	Number of Clubs in Status Quo	% Status Quo Clubs in Financial Suspension	Number of Cancelled Clubs	Average Cancelled Club Age	Members Lost Due to Cancellation	% of Clubs Cancelled for Non-Financial Reasons
59	0	2	-2	1,053	81	80	1	0.10%	1,106	18	64%	29%	0%	0%	0	0%	2	163	12	100%



Club Health Assessment for District 101 M through May 2025

			Status	Membership							Reports				Finance	LCIF	
				Current Member Count	YTD Members Added	YTD Members Dropped	YTD Net Growth	YTD Net Growth%	Member Count 12 Months Ago	Avg. length of service for dropped members	Months Since Last MMR ***	Yrs. Since Last Officer Report	President Rotation	Vice President Reported ****	Months Since Last Activity Report ***	Account Balance	Donations for current Fiscal Year
Club Number	Club Name	Charter Date															
			Number of times on status quo within last two years	If below 15 members appears				If net loss is greater than 20% appears			If no report in 3 months appears in	When more than one year appears in	Number of repeat terms	Notes the officers that do not have an active	If no report at 12 months appears in red		

\* - P - Priority Club. Cancellation Reasons: 1-Objectives/conduct, 2-Non-active club, 5-Non-existing club, 6-Disbanding, 7-Merger, 8-Financial Suspension, 9-District/Multiple District Dues.  
\*\* - Abbreviation: P-President, S-Secretary, T-Treasurer, M-Member Chairperson, VP-First Vice President, MC-Communications Chairperson, SC-Service Chairperson  
\*\*\* - Abbreviation: N/R - Never reported using the Lions Clubs website, N/A - Not applicable, No password registered for the Lions Clubs website.  
\*\*\*\* - Abbreviation: N - New, IP - Immediate Past, R - Repeat.



# Club Health Assessment for District 101 N through May 2025

			Status	Membership						Reports					Finance		LCIF
Club Number	Club Name	Charter Date		Current Member Count	YTD Members Added	YTD Members Dropped	YTD Net Growth	YTD Net Growth%	Member Count 12 Months Ago	Avg. length of service for dropped members	Months Since Last MMR ***	Yrs. Since Last Officer Report	President Rotation	Vice President Reported ****	Months Since Last Activity Report ***	Account Balance	Donations for current Fiscal Year
			Number of times on status quo within last two years	If below 15 members appears				If net loss is greater than 20% appears			If no report in 3 months appears in	When more than one year appears in	Number of repeat terms	Notes the officers that do not have an active	If no report at 12 months red		
Clubs more than two years old																	
18486	ÅNGE	10/22/1952	Status Quo(1)	8	0	0	0	0.00%	8		8	2	None	P,S,T,M,VP SC	N/R	90+ Days	
54471	ÅNGE ZENITH	05/14/1993	Active	21	2	1	1	5.00%	21	10	0			VP,SC	24+		\$850.64
18606	BJURHOLM	02/15/1956	Cancelled(8*)	0	0	13	-13	-100.00%	13	16	23	2	None	P,S,T,M,VP SC	24+	90+ Days	
18607	BODEN	05/06/1953	Active	29	5	4	1	3.57%	28	7	0		7	R	M,SC	N/R	\$1,000.00
18608	BOLIDEN	05/22/1969	Active	17	1	1	0	0.00%	17	2	8			N		24+	\$1,074.00
18492	BRUNFLO	02/22/1960	Active	22	1	5	-4	-15.38%	26	15	1		3		VP	24+	\$1,724.04
18496	FUNÅSDALEN	09/21/1962	Active	17	0	0	0	0.00%	17		2		2		VP,SC	24+	\$2,585.21
18615	HAPARANDA	02/09/1956	Active	14	0	5	-5	-26.32%	19	18	1			N	M,SC	N/R	
18501	HÄRNÖSAND	05/16/1952	Active	23	0	2	-2	-8.00%	25	22	8		4		S,M,VP,SC	24+	
18617	JOKKMOKK	02/02/1960	Active	18	0	2	-2	-10.00%	20	2	5		9		M,VP,SC	N/R	
18507	JUNSELE	11/01/1961	Active	18	0	2	-2	-10.00%	20	24	2		2	R		N/R	\$270.54
Exc Award (06/30/2018)																	
18618	KALIX	03/09/1955	Active	34	0	0	0	0.00%	34		11			N	M,SC	24+	
18509	LÅNGSELE	04/27/1970	Active	13	1	1	0	0.00%	13	2	2		3	R		1	\$561.28
18510	LIT	04/05/1967	Active	19	0	0	0	0.00%	19		7			N	SC	24+	
18620	LULEÅ	11/18/1952	Active	35	1	5	-4	-10.26%	40	14	0		3	R	SC	24+	\$19,634.81
Exc Award (06/30/2018)																	
18622	LYCKSELE	03/05/1962	Active	28	3	1	2	7.69%	26	2	0			N	SC	6	
18528	MATFORS	02/10/1960	Active	13	0	1	-1	-7.14%	14	64	8			IP		24+	\$925.43
18512	NÄSAKER	01/08/1964	Active(1)	13	0	1	-1	-7.14%	14	4	2			N	SC	24+	\$1,254.11
18515	NYLAND	02/09/1960	Active	17	0	3	-3	-15.00%	20	18	1		2		VP,SC	N/R	
18516	ÖRNSKÖLDSVIK	11/11/1953	Active	9	4	3	1	12.50%	11	7	4		2		VP,SC	24+	
18626	ÖVERKALIX	01/26/1958	Active	18	3	2	1	5.88%	17	9	3		2		VP,SC	24+	
18628	PAJALA	05/22/1969	Active(1)	8	10	10	0	0.00%	8	27	2		4		M,VP,SC	N/R	



# Club Health Assessment for District 101 N through May 2025

			Status	Membership							Reports					Finance	LCIF	
Club Number	Club Name	Charter Date		Current Member Count	YTD Members Added	YTD Members Dropped	YTD Net Growth	YTD Net Growth%	Member Count 12 Months Ago	Avg. length of service for dropped members	Months Since Last MMR ***	Yrs. Since Last Officer Report	President Rotation	Vice President Reported ****	Months Since Last Activity Report ***	Account Balance	Donations for current Fiscal Year	
			Number of times on status quo within last two years	If below 15 members appears				If net loss is greater than 20% appears			If no report in 3 months appears in	When more than one year appears in	Number of repeat terms		Notes the officers that do not have an active	If no report at 12 months appears in red		
18629	PITEÅ	04/01/1955	Active	35	1	7	-6	-14.63%	43	25	0		3		M,VP,SC	24+		
48427	PITEÅ ÖJEBYN	04/11/1988	Active	45	9	6	3	7.14%	49	13	0			N	SC	18		
18630	RÅNEÅ	02/08/1956	Active	12	1	0	1	9.09%	11		7				M,VP,SC	N/R		
18631	ROBERTSFORS	02/21/1964	Active	32	3	2	1	3.23%	31	30	6			N	SC	N/R		
18632	SKELLEFTEÅ	01/10/1953	Active	19	3	1	2	11.76%	17	3	5		2		M,VP,SC	24+		
18520	SOLLEFTEÅ	11/24/1953	Active	34	3	5	-2	-5.56%	37	26	1		4		VP	6		
54331	SOLLEFTEÅ NIPSIPPAN	04/12/1993	Active	32	2	4	-2	-5.88%	34	12	0			N	M	1		\$829.92
Exc Award (06/30/2023)																		
18521	STÖDE	04/05/1968	Active	20	1	2	-1	-4.76%	21	13	1		2	R	SC	24+		\$554.27
18634	STORUMAN	01/29/1955	Active	9	0	2	-2	-18.18%	11	20	2		13		S,T,M,VP,SC	N/R		
18523	SUNDSVALL	09/06/1951	Active	19	1	1	0	0.00%	20	0	1		2	R	SC	24+		\$2,370.72
18637	TÖRE	02/05/1960	Active	16	0	1	-1	-5.88%	17	4	0		2		M,VP,SC	N/R		
18527	TORP	03/16/1955	Active	18	1	3	-2	-10.00%	20	17	0			N	SC	N/R		
18639	VÄNNÄS	01/26/1960	Active	21	0	0	0	0.00%	21		11		2	R	SC	24+		
18640	VILHELMINA	02/06/1963	Active	25	1	4	-3	-10.71%	31	9	0		2		VP	24+		\$3,558.93
18641	VINDELN	10/28/1958	Active	21	2	2	0	0.00%	21	8	2		2	R	M,SC	N/R		\$668.63

Clubs Cancelled Previous Fiscal Year – Clubs Cancelled within last 12 months may be reinstated

Club Number	Club Name	Charter Date	Current Status*	Cancellation Date
18605	ARVIDSJÄUR	01/31/1955	Cancelled(6*)	09/29/2023
18611	BYSKE	09/10/1965	Cancelled(6*)	06/29/2024
124250	Malmfälten/Ripan/Uggjan	03/20/2015	Cancelled(8*)	12/29/2023
52722	ÖRNSKÖLDSVIK HÖGA KUSTEN	03/24/1992	Cancelled(6*)	06/29/2024



Club Health Assessment for District 101 N through May 2025

					Membership							Reports					Finance		LCIF	
Club Number	Club Name	Charter Date	Status		Current Member Count	YTD Members Added	YTD Members Dropped	YTD Net Growth	YTD Net Growth%	Member Count 12 Months Ago	Avg. length of service for dropped members	Months Since Last MMR ***	Yrs. Since Last Officer Report	President Rotation	Vice President Reported ****	Months Since Last Activity Report ***	Account Balance	Donations for current Fiscal Year		
			Number of times on status quo within last two years		If below 15 members appears				If net loss is greater than 20% appears		If no report in 3 months appears in		When more than one year appears in	Number of repeat terms	Notes the officers that do not have an active	If no report at 12 months appears in red				
Current Total Clubs Count	YTD New Clubs Count	YTD Cancelled Clubs Count	YTD Net Club Gain	Current Total Members Count	YTD Add	YTD Drop	YTD Net Growth	YTD Net Growth %	Member Count 12 Months Ago	Average Member Count Per Club	% of Clubs with less than 20 members	% No MMR in 3 Months	% No Officer Report in 12 Months	% of Clubs with balance 90+ days	Number of Clubs in Status Quo	% Status Quo Clubs in Financial Suspension	Number of Cancelled Clubs	Average Cancelled Club Age	Members Lost Due to Cancellation	% of Clubs Cancelled for Non-Financial Reasons
36	0	1	-1	752	59	102	-43	-5.41%	814	21	56%	36%	3%	3%	1	100%	1	237	13	-100%

\* - P - Priority Club. Cancellation Reasons: 1-Objectives/conduct, 2-Non-active club, 5-Non-existing club, 6-Disbanding, 7-Merger, 8-Financial Suspension, 9-District/Multiple District Dues.  
\*\* - Abbreviation: P-President, S-Secretary, T-Treasurer, M-Member Chairperson, VP-First Vice President, MC-Communications Chairperson, SC-Service Chairperson  
\*\*\* - Abbreviation: N/R - Never reported using the Lions Clubs website, N/A - Not applicable, No password registered for the Lions Clubs website.  
\*\*\*\* - Abbreviation: N - New, IP - Immediate Past, R - Repeat.



# Club Health Assessment for District 101 O through May 2025

			Status	Membership							Reports					Finance		LCIF
Club Number	Club Name	Charter Date		Current Member Count	YTD Members Added	YTD Members Dropped	YTD Net Growth	YTD Net Growth%	Member Count 12 Months Ago	Avg. length of service for dropped members	Months Since Last MMR ***	Yrs. Since Last Officer Report	President Rotation	Vice President Reported ****	Months Since Last Activity Report ***	Account Balance	Donations for current Fiscal Year	
			Number of times on status quo within last two years	If below 15 members appears			If net loss is greater than 20% appears			If no report in 3 months appears in		When more than one year appears in	Number of repeat terms	Notes the officers that do not have an active		If no report at 12 months appears in red		
Clubs more than two years old																		
18446	ÅBY	03/21/1962	Active	18	0	0	0	0.00%	18		5		2	VP	24+		\$445.85	
18531	ALMUNGE	12/27/1971	Active	9	0	0	0	0.00%	9		71		None	P,T,M,VP,SC	N/A			
44854	ÄLTA	04/09/1985	Active(1)	9	0	3	-3	-25.00%	12	9	0		3	S,M,VP,SC	N/R		\$948.29	
18447	ÅTVIDABERG	12/21/1953	Active	8	0	0	0	0.00%	8		37		2	N	SC	24+	\$267.51	
18532	BÄLSTA	05/05/1959	Active	25	0	1	-1	-3.85%	22	7	2		3	R	SC	17	\$445.85	
42084	BJÖRKLINGE	12/27/1982	Active	12	1	2	-1	-7.69%	13	3	0		2	N		6	\$906.11	
18449	BORENSBERG	12/02/1957	Active	32	0	2	-2	-5.88%	34	36	1		None	P,M,VP,SC	N/R		\$267.51	
18536	DANDERYD	01/23/1957	Active	19	0	1	-1	-5.00%	20	14	1		13	R	SC	24+		
30733	ENKÖPING ÅSUNDA	05/13/1975	Active	38	8	3	5	15.15%	33	8	1		2	VP	24+			
18453	FINSPÅNG	03/10/1954	Active(1)	24	0	0	0	0.00%	24		11		None	P,T,M,VP,SC	19			
Exc Award (06/30/2018)																		
18455	GNESTA	11/22/1955	Active	36	3	1	2	5.88%	34	0	0			IP	5		\$8,262.68	
Exc Award (06/30/2023)																		
18544	GRILLBY	09/14/1965	Active	20	1	0	1	5.26%	19		7		2	N	SC	N/R	\$5,857.83	
58787	HAGUNDA	10/23/1996	Active	21	0	2	-2	-8.70%	23	18	6		2	M,VP,SC	24+			
18543	HALLSTAVIK/VÄDDÖ	03/08/1955	Active	13	1	3	-2	-13.33%	15	18	0		3	VP,SC	21		\$267.51	
18545	HUDDINGE	09/30/1958	Active	13	1	0	1	8.33%	14		8			M,VP,SC	24+			
18459	KISA	01/21/1954	Active	45	1	0	1	2.27%	44		2			N	24+		\$1,484.00	
18549	KNIVSTA	02/01/1967	Active	30	1	0	1	3.45%	29		4			N	17		\$267.51	
18460	KOLMÅRDEN	03/09/1964	Active	14	1	0	1	7.69%	14		1		3	R	SC	0	\$267.51	
18462	LINKÖPING	02/12/1970	Active	46	0	0	0	0.00%	46		1			IP	SC	16		
18467	MJÖLBÄ	05/20/1953	Active	13	0	0	0	0.00%	13		4		2	N	SC	N/R	\$267.51	
18468	MOTALA	06/05/1951	Active	24	0	1	-1	-4.00%	28	3	4			N	M,SC	24+	\$267.51	
18553	NORRTÄLJE	06/07/1951	Active	44	2	1	1	2.33%	46	50	0			N	24+			





# Club Health Assessment for District 101 O through May 2025

Club Number	Club Name	Charter Date	Status	Membership							Reports					Finance	LCIF
				Current Member Count	YTD Members Added	YTD Members Dropped	YTD Net Growth	YTD Net Growth%	Member Count 12 Months Ago	Avg. length of service for dropped members	Months Since Last MMR ***	Yrs. Since Last Officer Report	President Rotation	Vice President Reported ****	Months Since Last Activity Report ***	Account Balance	Donations for current Fiscal Year
			Number of times on status quo within last two years	If below 15 members appears				If net loss is greater than 20% appears			If no report in 3 months appears in	When more than one year appears in	Number of repeat terms	Notes the officers that do not have an active	If no report at 12 months red		
45590	ÖREGRUND	12/02/1985	Active	18	1	2	-1	-5.26%	19	2	3		5	R	M,SC	N/R	\$543.94
18555	ÖRSUNDSBRO	03/07/1963	Active	28	0	2	-2	-6.67%	30	16	3			N	SC	24+	
18556	ÖSTERÅKER	04/06/1961	Active	32	2	0	2	6.67%	29		4				VP,SC	19	\$9,831.37
18537	ÖSTERBYBRUK-DANNEMOR A	09/10/1958	Active(1)	17	1	1	0	0.00%	17	6	1				VP	11	\$267.51
18558	ÖSTHAMMAR	04/18/1952	Active	17	0	2	-2	-10.53%	21	32	6				M,VP,SC	24+	
18473	OXELÖSUND	12/05/1957	Active	29	3	3	0	0.00%	29	31	4		2		VP	17	\$4,458.51
18559	RIMBO	04/02/1954	Active	10	0	1	-1	-9.09%	12	15	6				M,VP,SC	24+	\$110.00
18396	SALA	09/20/1951	Active	26	1	2	-1	-3.70%	27	25	2		2		M,VP,SC	24+	
18561	SALTSJÖBADEN	03/03/1954	Active	12	0	0	0	0.00%	12		8		2		VP	4	\$2,842.95
18562	SIGTUNA	03/30/1953	Active	47	0	3	-3	-6.00%	50	22	0				VP,SC	24+	
18474	SKÄNNINGE	10/21/1958	Active	39	4	4	0	0.00%	41	14	0			N		1	
18563	SLITE	02/12/1963	Active	15	0	2	-2	-11.76%	17	5	1		2	N	M,SC	8	
32623	SÖDERTÅLJE S:A RAGNHILD	07/08/1976	Active	8	0	2	-2	-20.00%	10	18	1		2	R		15	\$229.22
18566	STOCKHOLM	03/24/1948	Active	16	0	0	0	0.00%	16		0		None		P,S,M,VP	17	
18572	STOCKHOLM BROMMA	06/04/1953	Active(1)	21	21	21	0	0.00%	21	30	0		2		T,M,VP,SC	24+	
18576	STOCKHOLM GLOBEN	02/21/1956	Active	21	1	1	0	0.00%	21	10	1			N		19	
52390	STOCKHOLM MÅSSAN	01/08/1992	Cancelled(6*)	0	0	4	-4	-100.00%	4	42	2		None		P,S,T,M,VP SC	N/R	\$445.85
18478	STRÄNGNÄS	05/11/1949	Active	16	0	1	-1	-5.88%	17	32	3			N	SC	0	\$267.51
18588	SUNDBYBERG	02/10/1955	Active	28	2	4	-2	-6.67%	30	3	1				VP,SC	24+	\$3,522.22
Exc Award (06/30/2024)																	
18589	TÄBY	09/25/1957	Active	14	0	2	-2	-12.50%	18	31	5		2	R	SC	N/R	
18479	TORSHÄLLA	06/26/1953	Active(1)	17	0	1	-1	-5.56%	18	10	0		3	N	M,SC	24+	
18480	TROSA	11/28/1956	Active	33	4	5	-1	-2.94%	35	19	0		2	N		5	
18481	TURINGE	05/13/1970	Active	18	2	1	1	5.88%	17	35	0			N		0	\$267.51
18592	TYRESÖ	06/22/1960	Active	15	0	0	0	0.00%	16		0		5		M,VP,SC	17	\$220.00



# Club Health Assessment for District 101 O through May 2025

			Status	Membership							Reports					Finance	LCIF
Club Number	Club Name	Charter Date		Current Member Count	YTD Members Added	YTD Members Dropped	YTD Net Growth	YTD Net Growth%	Member Count 12 Months Ago	Avg. length of service for dropped members	Months Since Last MMR ***	Yrs. Since Last Officer Report	President Rotation	Vice President Reported ****	Months Since Last Activity Report ***	Account Balance	Donations for current Fiscal Year
			Number of times on status quo within last two years	If below 15 members appears				If net loss is greater than 20% appears			If no report in 3 months appears in	When more than one year appears in	Number of repeat terms	Notes the officers that do not have an active	If no report at 12 months appears in red		
18593	UPPLANDS VÄSBY	07/21/1956	Active	9	0	1	-1	-10.00%	11	26	7			VP,SC	24+		\$267.51
18594	UPPSALA	06/08/1949	Active	19	0	3	-3	-13.64%	22	15	0			N	SC	24+	\$124.84
48540	UPPSALA DISA	05/10/1988	Active	29	0	1	-1	-3.33%	30	22	0			N		1	\$547.38
18482	VADSTENA	01/13/1955	Active	20	0	2	-2	-9.09%	22	22	4		2	R	SC	11	\$749.83
18483	VALDEMARSVIK	12/21/1959	Cancelled(6*)	0	0	12	-12	-100.00%	12	21	8		None	P,S,T,M,VP SC	N/R		\$158.00
18598	VALLENTUNA	06/12/1969	Active(1)	12	1	6	-5	-29.41%	17	17	0		6	M,VP,SC	24+		\$267.51
18600	VÄSTERHANINGE	11/28/1957	Active	23	1	2	-1	-4.17%	24	4	4			N	M,SC	24+	\$267.51
18601	VAXHOLM	04/23/1956	Active	28	3	2	1	3.70%	26	6	1		4	VP,SC	23		\$11,146.28
18602	VISBY	08/11/1954	Active	20	1	1	0	0.00%	20	6	4			N	SC	8	

Clubs Cancelled Previous Fiscal Year – Clubs Cancelled within last 12 months may be reinstated

Club Number	Club Name	Charter Date	Current Status*	Cancellation Date
18451	ESKILSTUNA/FRISTADEN	02/01/1949	Cancelled(6*)	07/29/2023
18584	STOCKHOLM SPÅNGA	10/29/1958	Cancelled(6*)	01/29/2024
18586	STOCKHOLM VÄLLINGBY	04/20/1956	Cancelled(6*)	04/29/2024

Current Total Clubs Count	YTD New Clubs Count	YTD Cancelled Clubs Count	YTD Net Club Gain	Current Total Members Count	YTD Add	YTD Drop	YTD Net Growth	YTD Net Growth %	Member Count 12 Months Ago	Average Member Count Per Club	% of Clubs with less than 20 members	% No MMR in 3 Months	% No Officer Report in 12 Months	% of Clubs with balance 90+ days	Number of Clubs in Status Quo	% Status Quo Clubs in Financial Suspension	Number of Cancelled Clubs	Average Cancelled Club Age	Members Lost Due to Cancellation	% of Clubs Cancelled for Non-Financial Reasons
53	0	2	-2	1,170	68	114	-46	-3.78%	1,229	22	49%	43%	0%	0%	0	0%	2	153	16	100%

\* - P - Priority Club. Cancellation Reasons: 1-Objectives/conduct, 2-Non-active club, 5-Non-existing club, 6-Disbanding, 7-Merger, 8-Financial Suspension, 9-District/Multiple District Dues.


\*\* - Abbreviation: P-President, S-Secretary, T-Treasurer, M-Member Chairperson, VP-First Vice President, MC-Communications Chairperson, SC-Service Chairperson

\*\*\* - Abbreviation: N/R - Never reported using the Lions Clubs website, N/A - Not applicable, No password registered for the Lions Clubs website.

\*\*\*\* - Abbreviation: N - New, IP - Immediate Past, R - Repeat.



# Club Health Assessment for District 101 S through May 2025

			Status	Membership							Reports					Finance	LCIF	
Club Number	Club Name	Charter Date		Current Member Count	YTD Members Added	YTD Members Dropped	YTD Net Growth	YTD Net Growth%	Member Count 12 Months Ago	Avg. length of service for dropped members	Months Since Last MMR ***	Yrs. Since Last Officer Report	President Rotation	Vice President Reported ****	Months Since Last Activity Report ***	Account Balance	Donations for current Fiscal Year	
			Number of times on status quo within last two years	If below 15 members appears				If net loss is greater than 20% appears			If no report in 3 months appears in	When more than one year appears in	Number of repeat terms		Notes the officers that do not have appears in an active	If no report at 12 months red		
Clubs more than two years old																		
18643	ÅHUS	02/26/1962	Active	57	0	1	-1	-1.72%	58	47	9			N		5		\$27,359.45
18644	ÄLMHULT	03/14/1957	Active	34	4	0	4	13.33%	32		2		2	R		5		\$313.11
18706	ALVESTA	05/16/1953	Active	35	5	2	3	9.38%	35	32	0			N	S	N/R		\$1,015.73
18707	ANEBY	10/19/1965	Active	19	1	1	0	0.00%	19	3	5		2	R	SC	N/R		
18651	ÄNGELHOLM	11/23/1955	Active	22	1	5	-4	-15.38%	26	20	0				S,M,VP,SC	24+		\$900.00
34208	BARA	06/25/1977	Active	27	0	0	0	0.00%	27		1			N	M,SC	24+		
18646	BÅSTAD	10/15/1958	Active	29	1	4	-3	-9.38%	32	9	1			N	SC	N/R		\$134.49
44173	BJERRED BJERSUND	07/02/1984	Active	10	0	1	-1	-9.09%	12	7	3		2	N	SC	N/R		
18708	BORGHOLM	06/01/1971	Active	25	3	4	-1	-3.85%	27	15	3			N		24+		
45788	BRAÅS	02/03/1986	Active	9	4	0	4	80.00%	5		0		2		M,VP,SC	N/R		
38313	BRÄKNE-HOBY	04/29/1980	Active	40	2	6	-4	-9.09%	44	11	1				VP,SC	N/R		\$9,467.01
18648	BROMÖLLA	03/22/1960	Active	21	0	2	-2	-8.70%	23	19	2			N		N/R		
18649	DALBY	09/09/1963	Active	34	2	0	2	6.25%	32		1			N		N/R		
43368	DEGEBERGA SÖDRA GÅRDS	01/23/1984	Active	13	0	0	0	0.00%	13		13			N		N/R		
18709	EKSJÖ	09/01/1953	Active	45	2	1	1	2.27%	44	40	1			R	SC	N/R		
18710	EMMABODA	11/22/1955	Active	33	2	3	-1	-2.94%	35	14	1		2	R		17		\$466.42
Exc Award (06/30/2018)																		
49967	FÄRJESTADEN	11/16/1989	Active	25	1	3	-2	-7.41%	27	6	1			N	M,SC	24+		
18658	HÄSSLEHOLM	12/20/1955	Active	40	4	3	1	2.56%	39	23	0		None	N	P,M,SC	N/R		
35769	HELSINGBORG KÄRNAN	06/26/1978	Active	15	2	3	-1	-6.25%	16	7	1				M,VP	N/R		
18659	HELSINGBORG SOFIERO	04/10/1972	Active	11	0	0	0	0.00%	11		7			N		6		\$279.86
18667	HÖGANÄS	11/17/1958	Active	11	0	16	-16	-59.26%	27	22	2				S,M,VP,SC	N/R		
18718	HÖGSBY	04/01/1959	Active	27	2	0	2	8.00%	25		1			N	M,SC	24+		
18660	HÖÖR	05/04/1959	Active	28	2	3	-1	-3.45%	30	11	0		2	R	SC	24+		




# Club Health Assessment for District 101 S through May 2025

			Status	Membership							Reports					Finance		LCIF
Club Number	Club Name	Charter Date		Current Member Count	YTD Members Added	YTD Members Dropped	YTD Net Growth	YTD Net Growth%	Member Count 12 Months Ago	Avg. length of service for dropped members	Months Since Last MMR ***	Yrs. Since Last Officer Report	President Rotation	Vice President Reported ****	Months Since Last Activity Report ***	Account Balance	Donations for current Fiscal Year	
			Number of times on status quo within last two years	If below 15 members appears				If net loss is greater than 20% appears			If no report in 3 months appears in	When more than one year appears in	Number of repeat terms	Notes the officers that do not have an active	If no report at 12 months red			
18661	HÖRBY	10/10/1955	Active	46	0	0	0	0.00%	41		2			N	M	N/R		\$1,015.73
18724	KALMAR	11/20/1953	Active	36	25	1	24	200.00%	16	0	2		2	N	SC	N/R		\$2,539.31
27995	KALMAR/SKÄLBY	01/31/1974	Cancelled(6*)	0	2	24	-22	-100.00%	22	19	7		None		P,S,T,M,VP SC	N/R		
18722	KARLSHAMN	01/11/1955	Active	30	6	2	4	15.38%	26	1	3			N		24+		\$559.71
18723	KARLSKRONA	03/17/1954	Active	32	5	5	0	0.00%	30	28	2				VP	24+		
Exc Award (06/30/2018)																		
36903	KARLSKRONA JARRAMAS	04/05/1979	Active	43	2	1	1	2.38%	43	25	2		3		VP,SC	24+		
18663	KÄVLINGE	01/02/1958	Active	24	4	4	0	0.00%	25	3	2			IP		N/R		
18664	KLIPPAN	04/02/1958	Active	27	0	0	0	0.00%	27		0			N	SC	24+		
18666	KRISTIANSTAD	11/03/1952	Active	39	2	5	-3	-7.14%	41	16	0			N	SC	11		
Exc Award (06/30/2023, 06/30/2024)																		
18726	LAMMHULT	11/21/1962	Active	14	0	1	-1	-6.67%	15	13	0				VP	N/R		\$1,000.00
18669	LANDSKRONA	11/15/1951	Active	21	0	1	-1	-4.55%	23	18	1				M,VP,SC	24+		
52327	LANDSKRONA CITADELLA	12/23/1991	Active	14	0	2	-2	-12.50%	16	23	2			IP	M,SC	24+		
35202	LÖDDEKÖPINGE	03/28/1978	Active	21	1	0	1	5.00%	19		4			N	SC	20		\$2,774.88
18671	LOMMA	02/06/1961	Active	34	6	0	6	21.43%	28		0				VP,SC	N/R		\$950.92
18672	LÖNSBODA	08/29/1955	Active	20	1	2	-1	-4.76%	21	9	1			N	SC	N/R		
38649	MÅLILLA & MÖRLUNDA	06/18/1980	Active	22	0	1	-1	-4.35%	23	48	4		2	N	M,SC	N/R		\$3,083.84
53924	MALMÖ ELLENBOGEN	12/28/1992	Active	29	3	1	2	7.41%	27	25	2				VP	N/R		
18676	MALMÖ MALMÖHUS	06/02/1953	Active	10	0	0	0	0.00%	10		5		2	R		N/R		
18730	MÖNSTERÅS	09/01/1955	Active	15	0	0	0	0.00%	15		9		3		VP,SC	N/R		
18731	MÖRBYLÅNGA	12/08/1954	Active	26	6	0	6	30.00%	20		0		None		P,S,T,M,VP SC	N/R		\$264.33
18732	NÄSSJÖ	02/02/1953	Active	37	5	1	4	12.12%	35	48	1			N		24		
18733	NYBRO	11/29/1957	Active	18	4	5	-1	-5.26%	19	16	0		6		VP	N/R		\$279.86
18734	OLOFSTRÖM	10/27/1954	Active	20	2	0	2	11.11%	18		0		2		VP,SC	N/R		\$264.33



# Club Health Assessment for District 101 S through May 2025

			Status	Membership							Reports					Finance		LCIF
Club Number	Club Name	Charter Date		Current Member Count	YTD Members Added	YTD Members Dropped	YTD Net Growth	YTD Net Growth%	Member Count 12 Months Ago	Avg. length of service for dropped members	Months Since Last MMR ***	Yrs. Since Last Officer Report	President Rotation	Vice President Reported ****	Months Since Last Activity Report ***	Account Balance	Donations for current Fiscal Year	
			Number of times on status quo within last two years	If below 15 members appears				If net loss is greater than 20% appears			If no report in 3 months appears in	When more than one year appears in	Number of repeat terms	Notes the officers that do not have an active	If no report at 12 months appears in red			
18680	OSBY	11/12/1953	Active	41	6	1	5	13.89%	36	18	2			N	N/R		\$1,197.19	
18665	ÖSTRA GÖINGE	01/24/1961	Active	23	4	2	2	9.52%	23	4	0		3	VP,SC	N/R			
18683	RAÅ	03/01/1960	Active	37	3	2	1	2.78%	36	5	0			N	M,SC	N/R	\$1,841.80	
18684	RENG HÖLLVIKEN	12/15/1966	Active	54	4	2	2	3.85%	51	9	0			N	SC	N/R	\$9,509.59	
41355	ROMELEÅSEN	05/05/1982	Active	28	1	0	1	3.70%	27		0			N		4		
18737	RONNEBY	02/15/1956	Active	5	0	0	0	0.00%	5		10		7	VP,SC	N/R			
18738	RYD	11/11/1955	Active	28	0	1	-1	-3.45%	29	6	3		2	N	SC	N/R	\$1,901.85	
39886	SAXTORP	05/07/1981	Active	29	0	3	-3	-9.38%	31	12	0			N	SC	24+		
18686	SIMRISHAMN	05/13/1957	Active	34	5	3	2	6.25%	34	7	0				VP,SC	24+		
18687	SJÖBO	12/15/1955	Active	30	1	0	1	3.45%	29		0			N		24+		
18689	SKURUP	06/09/1960	Active	46	3	1	2	4.55%	44	13	0			N	SC	N/R	\$5,154.34	
18690	SÖDRA SANDBY	03/13/1970	Active	20	0	1	-1	-4.76%	22	4	1			N	SC	24+		
18742	SÖLVESBORG	05/17/1960	Active	16	1	1	0	0.00%	19	0	0		None		P,T,M,VP	N/R	\$264.33	
47948	SÖSDALA	12/14/1987	Active	13	0	0	0	0.00%	13		13			N	SC	N/R		
18692	STAFFANSTORP	05/01/1964	Cancelled(6*)	0	0	8	-8	-100.00%	10	22	5		None		P,S,T,M,VP SC	N/R		
50838	STAFFANSTORP VIKINGEN	07/05/1990	Active	34	8	0	8	30.77%	26		1			IP	SC	N/R		
18695	SVEDALA	02/25/1960	Active	38	3	3	0	0.00%	38	44	1			N		N/R	\$1,399.28	
Exc Award (06/30/2018)																		
122617	Sweden "Be the Change"	06/24/2014	Active	7	0	0	0	0.00%	7		11		12		M,VP,SC	24+		
18744	TINGSRYD	04/12/1967	Active	48	1	1	0	0.00%	48	30	2			N		N/R		
18697	TOLLARP	10/18/1970	Active	22	2	3	-1	-4.35%	23	4	0		2	R	SC	N/R		
18746	TORSÅS	06/03/1969	Active	35	3	1	2	6.06%	34	7	6				M,VP,SC	24+		
18745	TRANÅS	06/02/1954	Active	24	1	4	-3	-11.11%	27	17	0		2		M,VP,SC	N/R		
18700	TRELLEBORG	12/12/1951	Active	15	0	0	0	0.00%	15		14				M,VP,SC	24+		
18701	TYRINGE	11/25/1969	Active	28	2	4	-2	-6.67%	30	17	0			N	SC	N/R		



## Club Health Assessment for District 101 S through May 2025

INTERNATIONAL

			Status	Membership							Reports					Finance	LCIF
Club Number	Club Name	Charter Date		Current Member Count	YTD Members Added	YTD Members Dropped	YTD Net Growth	YTD Net Growth%	Member Count 12 Months Ago	Avg. length of service for dropped members	Months Since Last MMR ***	Yrs. Since Last Officer Report	President Rotation	Vice President Reported ****	Months Since Last Activity Report ***	Account Balance	Donations for current Fiscal Year
			Number of times on status quo within last two years	If below 15 members appears				If net loss is greater than 20% appears			If no report in 3 months appears in	When more than one year appears in	Number of repeat terms	Notes the officers that do not have appears in an active	If no report at 12 months red		
18747	UPPVIDINGE	01/16/1968	Active	15	0	2	-2	-11.76%	21	20	0		2	N	M,SC	N/R	\$313.36
18702	VALLÅKRA RYDEBÄCK	02/03/1969	Active(1)	19	1	0	1	5.56%	18		2		6	N		24+	\$920.90
18749	VÅSTERVIK	04/07/1954	Active	44	8	2	6	15.79%	38	20	0			N		N/R	\$2,410.96
29500	VÄXJÖ DACKE	06/19/1974	Active	20	2	1	1	5.26%	23	11	0		2	R	SC	N/R	
18703	VELLINGE	05/05/1969	Active	27	9	2	7	35.00%	20	9	4				M,VP,SC	N/R	
18751	VETLANDA	02/14/1951	Active	23	0	9	-9	-28.13%	31	14	3			N		24+	\$276.27
18752	VIMMERBY	05/25/1954	Active	17	1	3	-2	-10.53%	19	7	0			N		24+	
54288	VIMMERBY LINNEA	03/30/1993	Active	17	1	2	-1	-5.56%	18	21	1			N	SC	24+	\$653.00
37837	VINSLÖV	12/21/1979	Active	35	1	3	-2	-5.41%	38	20	1			N		N/R	\$440.56
18753	VIRSERUM	05/08/1959	Active	27	1	3	-2	-6.90%	29	9	2		3	N		N/R	
18704	VITTSJÖ BJÄRNUM	11/15/1967	Cancelled(6*)	0	0	15	-15	-100.00%	15	29	0		None		P,S,T,M,VP SC VP	N/R	
46731	WÄ	12/22/1986	Active	18	2	0	2	12.50%	14		2					N/R	
18705	YSTAD	10/06/1952	Active	47	3	2	1	2.17%	46	6	0			N	SC	24+	\$11,686.95

Clubs Cancelled Previous Fiscal Year – Clubs Cancelled within last 12 months may be reinstated

Club Number	Club Name	Charter Date	Current Status*	Cancellation Date
18652	ESLÖV	11/22/1954	Cancelled(6*)	01/29/2024

Current Total Clubs Count	YTD New Clubs Count	YTD Cancelled Clubs Count	YTD Net Club Gain	Current Total Members Count	YTD Add	YTD Drop	YTD Net Growth	YTD Net Growth %	Member Count 12 Months Ago	Average Member Count Per Club	% of Clubs with less than 20 members	% No MMR in 3 Months	% No Officer Report in 12 Months	% of Clubs with balance 90+ days	Number of Clubs in Status Quo	% Status Quo Clubs in Financial Suspension	Number of Cancelled Clubs	Average Cancelled Club Age	Members Lost Due to Cancellation	% of Clubs Cancelled for Non-Financial Reasons
80	0	3	-3	2,152	189	199	-10	-0.46%	2,186	27	28%	24%	0%	0%	0	0%	3	80	47	100%

\* - P - Priority Club. Cancellation Reasons: 1-Objectives/conduct, 2-Non-active club, 5-Non-existing club, 6-Disbanding, 7-Merger, 8-Financial Suspension, 9-District/Multiple District Dues.

\*\* - Abbreviation: P-President, S-Secretary, T-Treasurer, M-Member Chairperson, VP-First Vice President, MC-Communications Chairperson, SC-Service Chairperson

\*\*\* - Abbreviation: N/R - Never reported using the Lions Clubs website, N/A - Not applicable, No password registered for the Lions Clubs website.

\*\*\*\* - Abbreviation: N - New, IP - Immediate Past, R - Repeat.



# Club Health Assessment for District 101 V through May 2025

			Status	Membership							Reports					Finance		LCIF
Club Number	Club Name	Charter Date		Current Member Count	YTD Members Added	YTD Members Dropped	YTD Net Growth	YTD Net Growth%	Member Count 12 Months Ago	Avg. length of service for dropped members	Months Since Last MMR ***	Yrs. Since Last Officer Report	President Rotation	Vice President Reported ****	Months Since Last Activity Report ***	Account Balance	Donations for current Fiscal Year	
			Number of times on status quo within last two years	If below 15 members appears				If net loss is greater than 20% appears			If no report in 3 months appears in	When more than one year appears in	Number of repeat terms	Notes the officers that do not have an active	If no report at 12 months appears in red			
Clubs more than two years old																		
18795	ALINGSÅS	03/28/1956	Active	31	1	1	0	0.00%	31	3	1			N	M,SC	N/R	\$1,622.49	
Exc Award (06/30/2018, 06/30/2023)																		
18796	AMNEHÄRAD	01/16/1963	Active	18	1	1	0	0.00%	18	6	0			N	SC	N/R		
41191	BANKERYD	04/30/1982	Active	33	3	5	-2	-5.71%	37	3	0		None		P,T,M,VP,SC	5	\$3,567.96	
18797	BJÄRKE	04/06/1964	Active	27	2	0	2	8.00%	25		2			N		24+		
18798	BORÅS	05/26/1955	Active	9	0	3	-3	-25.00%	12	14	0		None	R	P,T	24+		
18758	BRÅLANDA	02/09/1955	Active	57	3	0	3	5.56%	54		2			N	M,SC	N/R		
Exc Award (06/30/2023)																		
18650	ELDSBERGA	11/27/1969	Active	6	0	4	-4	-40.00%	10	24	5		2		VP	N/R		
18653	FALKENBERG	01/20/1954	Active	25	2	2	0	0.00%	25	16	4		2	N	S,M,SC	24+		
18800	FALKÖPING	11/26/1952	Active	14	0	0	0	0.00%	14		14		3		VP,SC	24+	\$130.61	
84793	FALKÖPING ÄLLA	02/01/2005	Active	20	1	1	0	0.00%	20	11	2			N	M,SC	24+		
18762	FÄRGELANDA	11/15/1961	Active	22	2	0	2	10.00%	20		4			N	M,SC	N/R		
Exc Award (06/30/2023)																		
18801	FLOBY	05/06/1958	Active	16	0	0	0	0.00%	15		0			N	M,SC	24+		
41836	FRISTAD	09/08/1982	Active	25	0	1	-1	-3.85%	24	11	9			N	S,M,SC	0		
Exc Award (06/30/2024)																		
18711	GISLAVED ANDERSTORP	03/04/1959	Active	52	3	3	0	0.00%	52	36	4			N	M,SC	24+		
18715	GNOSJÖ	06/16/1961	Active	32	0	0	0	0.00%	32		8			N	M,VP,SC	N/R		
55067	GÖTEBORG TUVE SÄVE	11/23/1993	Active	36	2	2	0	0.00%	36	7	1			N		N/R	\$2,766.53	
18804	GÖTENE	11/22/1955	Active	23	0	1	-1	-4.17%	25	47	0			N	SC	24+		
18766	GOTHENBURG	05/02/1956	Active	20	1	1	0	0.00%	21	40	3			N	M,SC	24+		
	GATHENHJELM																	
18776	GULLMAREN	06/08/1967	Active(1)	11	11	0	11	100.00%	0		1			N		24+		
18717	HABO	10/30/1958	Active	32	0	1	-1	-3.03%	33	28	8				VP	N/R		
Exc Award (06/30/2017)																		





# Club Health Assessment for District 101 V through May 2025

			Status	Membership							Reports					Finance	LCIF	
Club Number	Club Name	Charter Date		Current Member Count	YTD Members Added	YTD Members Dropped	YTD Net Growth	YTD Net Growth%	Member Count 12 Months Ago	Avg. length of service for dropped members	Months Since Last MMR ***	Yrs. Since Last Officer Report	President Rotation	Vice President Reported ****	Months Since Last Activity Report ***	Account Balance	Donations for current Fiscal Year	
			Number of times on status quo within last two years	If below 15 members appears				If net loss is greater than 20% appears			If no report in 3 months appears in	When more than one year appears in	Number of repeat terms		Notes the officers that do not have an active	If no report at 12 months red		
18655	HALMSTAD	11/23/1948	Active(1)	9	1	0	1	12.50%	8		0				M,VP,SC	N/R		
18657	HARPLINGE	02/12/1971	Active	19	4	5	-1	-5.00%	20	9	2			N		N/R		
18806	HERRLJUNGA	06/21/1966	Active	32	4	5	-1	-3.03%	33	21	0			N	M,SC	24+		
Exc Award (06/30/2018, 06/30/2024)																		
18802	HINDÄS	02/01/1957	Active	26	0	1	-1	-3.70%	27	38	0		2		VP,SC	24+		
Exc Award (06/30/2019)																		
18808	HJO	05/27/1964	Active	32	0	9	-9	-21.95%	41	8	1		3	N	SC	24+		
18807	HORRED	04/03/1968	Active	12	1	3	-2	-14.29%	14	24	3			N	SC	24+		
18803	HOVA	04/28/1966	Active	2	0	0	0	0.00%	2		9		17		P,M,VP,SC	N/R		
18713	HUSKVARNA	03/09/1959	Active	15	1	0	1	7.14%	14		0			N	SC	24+		\$453.02
18662	HYLTEBRUK	05/11/1960	Active	15	2	3	-1	-6.25%	17	12	0				M,VP,SC	N/R		\$439.23
18809	JÄRPÄS	02/05/1968	Active	18	1	2	-1	-5.26%	19	2	2			N		24+		\$453.02
18810	KARLSBORG	04/04/1956	Active	20	0	0	0	0.00%	20		0		5		VP,SC	24+		\$1,393.10
18811	KINNA-SKENE	01/18/1955	Active	14	1	0	1	7.69%	13		1			N	SC	N/R		
18812	KVÄNUM	01/12/1956	Active	19	0	1	-1	-5.00%	21	40	8			N	M,SC	24+		
18668	LAHOLM	04/05/1951	Active	34	0	0	0	0.00%	34		11				S,T,M,VP,SC	N/R		
18775	LILLA EDET	03/18/1958	Active	19	1	1	0	0.00%	19	45	7			R	M,SC	N/R		\$51.51
18814	LYRESTAD HASSLERÖR	02/06/1970	Active	19	0	0	0	0.00%	20		3			N	M,VP,SC	24+		
18815	MARIESTAD	02/26/1954	Active	43	0	0	0	0.00%	43		10				M,VP,SC	24+		
18779	MELLERUD	01/15/1955	Active	10	0	1	-1	-9.09%	11	41	7		6	R	M,SC	24+		
18780	MÖLNDAL	12/04/1956	Active	30	0	0	0	0.00%	30		0		10		M,VP	0		\$93.13
18761	MUNKEDAL	02/26/1959	Active	6	3	8	-5	-45.45%	11	19	1		None		P,S,M,VP,SC	17		\$90.37
18818	NOSSEBRO	11/24/1958	Active	30	0	0	0	0.00%	30		8			N		24+		
18782	ORUST	10/10/1970	Active	16	0	1	-1	-5.88%	17	51	1			N		14		\$463.81
18681	OSKARSTRÖM	05/16/1956	Active	9	0	0	0	0.00%	10		4			IP	SC	24+		\$271.81





# Club Health Assessment for District 101 V through May 2025

			Status	Membership							Reports					Finance	LCIF	
Club Number	Club Name	Charter Date		Current Member Count	YTD Members Added	YTD Members Dropped	YTD Net Growth	YTD Net Growth%	Member Count 12 Months Ago	Avg. length of service for dropped members	Months Since Last MMR ***	Yrs. Since Last Officer Report	President Rotation	Vice President Reported ****	Months Since Last Activity Report ***	Account Balance	Donations for current Fiscal Year	
			Number of times on status quo within last two years	If below 15 members appears				If net loss is greater than 20% appears			If no report in 3 months appears in	When more than one year appears in	Number of repeat terms		Notes the officers that do not have an active	If no report at 12 months appears in red		
18783	PARTILLE	04/24/1957	Active	40	2	3	-1	-2.44%	42	9	0			N	SC	24+		\$992.18
48926	REFTELE BREDARYD	10/06/1988	Active	42	0	0	0	0.00%	42		12				S,T,M,VP,SC	24+		
33438	SÄTILA-HYSSNA	03/14/1977	Active	11	0	1	-1	-8.33%	12	19	0				M,VP,SC	N/R		
18685	SIMLÅNGSDALEN	06/01/1964	Active	16	0	1	-1	-5.88%	19	28	1		5	R	SC	N/R		
18820	SKARA	11/16/1954	Active	20	0	3	-3	-13.04%	23	25	1		6	R	SC	24+		
58441	SKARA LISA	06/26/1996	Active	19	1	0	1	5.56%	18		0		2	N	SC	24+		
18821	SKÖVDE	03/28/1952	Active	12	0	1	-1	-7.69%	13	42	4		5		M,VP,SC	N/R		
18822	SKULTORP	01/25/1966	Active	22	1	0	1	4.76%	20		0				VP	N/R		\$496.08
18741	SMÅLANDSSTENAR	03/27/1961	Active	23	0	2	-2	-8.00%	25	9	0		None	N	P,SC	11		
18691	SÖNDRUM-TYLÖSAND	03/21/1963	Active	16	1	2	-1	-5.88%	18	10	0		2	N	M,SC	N/R		
18771	SOTENÅS	10/08/1954	Active	30	4	7	-3	-9.09%	33	9	0		5	R	M,SC	24+	90+ Days	\$1,895.79
18787	STENUNGSUND	02/25/1959	Active	24	4	0	4	20.00%	21		0			N	M,SC	24+		
18693	SUSEDALLEN	06/12/1973	Active	40	3	2	1	2.56%	40	11	0			N		24+	90+ Days	
40436	SVANSJÖ	10/21/1981	Active	15	2	9	-7	-31.82%	22	11	2			N		24+		\$1,194.78
18824	SVENLJUNGA	09/08/1965	Active	31	1	2	-1	-3.13%	32	17	5			N	SC	N/R		
18827	TIBRO	03/30/1955	Active	26	1	2	-1	-3.70%	27	17	0			N	M,SC	N/R		
18825	TIDAHOLM	11/20/1956	Active	44	2	3	-1	-2.22%	45	15	0			N		0		\$1,877.76
Exc Award (06/30/2023)																		
18789	TJÖRN	04/17/1970	Active	22	5	3	2	10.00%	20	6	1		2	R		3		\$3,224.77
38071	TORUP	02/06/1980	Active	17	1	1	0	0.00%	17	13	1			N	M,SC	N/R		
18829	TRANEMO	02/19/1963	Active	22	3	0	3	15.79%	19		1			R	M	5		\$80.00
18791	UDDEVALLA	12/16/1952	Active	10	2	0	2	25.00%	10		6				VP,SC	5		\$463.81
18830	ULRICEHAMN	01/12/1954	Active	35	4	1	3	9.38%	32	42	0			N	SC	N/R		
18792	VÄNERSBORG	01/14/1954	Active	25	3	2	1	4.17%	24	6	6		3	R	M,SC	24+		\$100.00
18831	VARA	03/15/1966	Active	24	4	1	3	14.29%	21	0	4			N	M,SC	N/R		



## Club Health Assessment for District 101 V through May 2025

Club Number	Club Name	Charter Date	Status	Membership							Reports					Finance	LCIF
				Current Member Count	YTD Members Added	YTD Members Dropped	YTD Net Growth	YTD Net Growth%	Member Count 12 Months Ago	Avg. length of service for dropped members	Months Since Last MMR ***	Yrs. Since Last Officer Report	President Rotation	Vice President Reported ****	Months Since Last Activity Report ***	Account Balance	Donations for current Fiscal Year
			Number of times on status quo within last two years	If below 15 members appears				If net loss is greater than 20% appears			If no report in 3 months appears	When more than one year appears in	Number of repeat terms	Notes the officers that do not have an active	If no report at 12 months appears in red		
18793	VARBERG	01/15/1954	Active	17	0	1	-1	-5.56%	19	54	1			VP	N/R		
18832	VÄRGÅRDA	11/23/1965	Active	28	2	3	-1	-3.45%	29	4	0			N	SC	N/R	
18748	VÄRNAMO	11/06/1953	Active	38	1	1	0	0.00%	39	28	4			N	SC	N/R	\$3,240.96
18833	VEDUM	02/27/1963	Active	19	0	0	0	0.00%	17		7			N	M,SC	N/R	\$48.71

Clubs Cancelled Previous Fiscal Year – Clubs Cancelled within last 12 months may be reinstated

Club Number	Club Name	Charter Date	Current Status*	Cancellation Date
18740	SKILLINGARYD VAGGERYD	10/23/1952	Cancelled(6*)	06/29/2024

Current Total Clubs Count	YTD New Clubs Count	YTD Cancelled Clubs Count	YTD Net Club Gain	Current Total Members Count	YTD Add	YTD Drop	YTD Net Growth	YTD Net Growth %	Member Count 12 Months Ago	Average Member Count Per Club	% of Clubs with less than 20 members	% No MMR in 3 Months	% No Officer Report in 12 Months	% of Clubs with balance 90+ days	Number of Clubs in Status Quo	% Status Quo Clubs in Financial Suspension	Number of Cancelled Clubs	Average Cancelled Club Age	Members Lost Due to Cancellation	% of Clubs Cancelled for Non-Financial Reasons
71	0	0	0	1,646	98	117	-19	-1.14%	1,677	23	44%	38%	0%	3%	0	0%	0	0	0	0%

\* - P - Priority Club. Cancellation Reasons: 1-Objectives/conduct, 2-Non-active club, 5-Non-existing club, 6-Disbanding, 7-Merger, 8-Financial Suspension, 9-District/Multiple District Dues.


\*\* - Abbreviation: P-President, S-Secretary, T-Treasurer, M-Member Chairperson, VP-First Vice President, MC-Communications Chairperson, SC-Service Chairperson

\*\*\* - Abbreviation: N/R - Never reported using the Lions Clubs website, N/A - Not applicable, No password registered for the Lions Clubs website.

\*\*\*\* - Abbreviation: N - New, IP - Immediate Past, R - Repeat.




# Club Health Assessment for District 102 W through May 2025

			Status	Membership							Reports					Finance		LCIF
Club Number	Club Name	Charter Date		Current Member Count	YTD Members Added	YTD Members Dropped	YTD Net Growth	YTD Net Growth%	Member Count 12 Months Ago	Avg. length of service for dropped members	Months Since Last MMR ***	Yrs. Since Last Officer Report	President Rotation	Vice President Reported ****	Months Since Last Activity Report ***	Account Balance	Donations for current Fiscal Year	
			Number of times on status quo within last two years	If below 15 members appears					If net loss is greater than 20% appears			If no report in 3 months appears in	When more than one year appears in	Number of repeat terms	Notes the officers that do not have an active	If no report at 12 months appears in red		
<b>Clubs less than two years old</b>																		
157522	Gibloux	03/04/2024	Active	26	1	0	1	4.00%	26		0		None	P,S,T,M,VP SC	10			
<b>Clubs more than two years old</b>																		
117302	3 SEEN/LACS	06/30/2012	Active	38	0	0	0	0.00%	36		0			R P,S,T,M,VP SC	0			
36012	AARETAL	08/21/1978	Active	29	1	1	0	0.00%	29	33	0		2	R P,S,T,M,VP SC	8		\$164.19	
18837	BERN	11/18/1949	Active	55	0	2	-2	-3.51%	57	28	0			R P,S,T,M,VP SC	10		\$317.42	
134808	Bern Bubenber	06/13/2018	Active	25	1	1	0	0.00%	25	4	0			R P,S,T,M,VP SC	4			
146115	Bern Einstein	05/06/2021	Active	29	1	0	1	3.57%	30		0			R P,S,T,M,VP SC	4			
52392	BERN ESPRIT	01/14/1992	Active	36	1	0	1	2.86%	34		0			R P,S,T,M,VP SC	12		\$158.72	
104699	BERN METROPOLITAN	03/13/2009	Active	33	2	4	-2	-5.71%	35	12	0			R P,S,T,M,VP SC	8		\$1,600.00	
Exc Award (06/30/2024)																		
37068	BERN-BANTIGER	05/17/1979	Active	49	0	2	-2	-3.92%	52	37	0			R P,S,T,M,VP SC	3		\$109.46	
Exc Award (06/30/2023, 06/30/2024)																		
41992	BERN-BÜMPLIZ	11/30/1982	Active	45	6	0	6	15.38%	40		0			R P,S,T,M,VP SC	24+	90+ Days		
117267	BERN-CITY	06/30/2012	Active	41	3	1	2	5.13%	38	5	0		2	R P,S,T,M,VP SC	0		\$10,109.54	
30013	BERN-GRAUHOLZ	12/09/1974	Active	29	2	2	0	0.00%	29	25	0			R P,S,T,M,VP SC	N/A			
83149	BERN-KIRCHENFELD	07/13/2004	Active	33	2	0	2	6.45%	31		0			R P,S,T,M,VP SC	0		\$1,588.32	
40148	BERN-WOHLENSEE	06/29/1981	Active	32	0	2	-2	-5.88%	34	26	0		2	R P,S,T,M,VP SC	4			
18838	BIEL-BIENNE	02/20/1950	Active	59	2	5	-3	-4.84%	64	38	0			R P,S,T,M,VP SC	0		\$491.35	
Exc Award (06/30/2018)																		
28048	BOUDRY-LA BEROCHE	02/11/1974	Active	42	2	0	2	5.00%	40		0		2	R P,S,T,M,VP SC	N/A			
107760	BROYE-VULLY	04/08/2010	Active	31	3	2	1	3.33%	30	19	0			R P,S,T,M,VP SC	0			
Exc Award (06/30/2018)																		
37474	BÜREN A/AARE	08/08/1979	Active	37	2	1	1	2.78%	37	35	0			R P,S,T,M,VP SC	12		\$2,490.31	
18841	BURGDORF	07/14/1953	Active	49	0	1	-1	-2.00%	50	2	0			R P,S,T,M,VP SC	N/A		\$856.39	
38970	CHABLAIS	10/14/1980	Active	43	2	0	2	4.88%	40		0			R P,S,T,M,VP SC	0			




# Club Health Assessment for District 102 W through May 2025

			Status	Membership							Reports					Finance	LCIF
Club Number	Club Name	Charter Date		Current Member Count	YTD Members Added	YTD Members Dropped	YTD Net Growth	YTD Net Growth%	Member Count 12 Months Ago	Avg. length of service for dropped members	Months Since Last MMR ***	Yrs. Since Last Officer Report	President Rotation	Vice President Reported ****	Months Since Last Activity Report ***	Account Balance	Donations for current Fiscal Year
			Number of times on status quo within last two years	If below 15 members appears				If net loss is greater than 20% appears			If no report in 3 months appears in	When more than one year appears in	Number of repeat terms	Notes the officers that do not have an active	If no report at 12 months red		
Exc Award (06/30/2024)																	
110826	DELÉMONT	05/04/2011	Active	19	2	3	-1	-5.00%	19	13	0			R	P,S,T,M,VP SC	N/A	90+ Days
65050	DENEB MONTAGNES NEUCHÂTELOISES	03/07/2002	Active	26	3	2	1	4.00%	25	4	0			R	P,S,T,M,VP SC	11	90+ Days
149642	EMME-AARE	02/07/2022	Active(1)	22	0	1	-1	-4.35%	23	2	0			R	P,S,T,M,VP SC	2	\$1,091.79
105053	ERLINSBURG	04/06/2009	Active	34	0	0	0	0.00%	36		0		2	R	P,S,T,M,VP SC	11	\$1,575.35
105051	ESPACE BIEL BIENNE	04/06/2009	Active	30	1	0	1	3.45%	29		0			R	P,S,T,M,VP SC	0	\$108.65
45591	ESTAVAYER-LE-LAC	12/27/1985	Active	41	1	1	0	0.00%	42	1	0			R	P,S,T,M,VP SC	0	90+ Days \$473.16
104563	FRANCHES MONTAGNES	02/05/2009	Active	15	2	1	1	7.14%	14	16	0			R	P,S,T,M,VP SC	11	
18844	FRIBOURG	01/26/1954	Active	48	0	2	-2	-4.00%	50	29	0			R	P,S,T,M,VP SC	8	\$264.31
98488	FRIBOURG LN'G	02/05/2007	Active	37	3	2	1	2.78%	36	3	0			R	P,S,T,M,VP SC	12	
62863	FRIBOURG-NUITHONIE	03/03/2000	Active	18	0	0	0	0.00%	18		0		2	R	P,S,T,M,VP SC	N/A	\$164.19
41920	FRIBOURG-SARINE	10/19/1982	Active	47	2	2	0	0.00%	47	36	0			R	P,S,T,M,VP SC	5	90+ Days
50114	FRUTIGLAND	01/24/1990	Active	34	1	2	-1	-2.86%	35	12	0				P,S,T,M,VP SC	1	\$481.61
110052	GENEVA NATIONS	01/11/2011	Active	26	5	0	5	23.81%	24		0			R	P,S,T,M,VP SC	1	\$474.16
18846	GENEVE	04/16/1948	Active	101	4	6	-2	-1.94%	101	18	0		2	R	P,S,T,M,VP SC	0	\$3,184.60
38469	GENEVE RHONE	05/14/1980	Active	62	6	1	5	8.77%	57	7	0		2	N	P,S,T,VP	2	90+ Days \$2,101.16
48871	GENEVE-LAC	08/19/1988	Active	33	1	0	1	3.13%	32		0			N	P,S,T,M,VP SC	0	\$1,587.11
18853	GRAND CHASSERAL	07/01/1955	Active	25	1	0	1	4.17%	24		0			R	P,S,T,M,VP SC	3	\$1,751.30
Exc Award (06/30/2018)																	
88726	GRANDSON LAC & CHATEAU	06/23/2005	Active	26	1	0	1	4.00%	26		0		2	R	P,S,T,M,VP SC	2	
18848	GRINDELWALD	01/23/1973	Active	39	1	0	1	2.63%	38		0			R	P,S,T,M,VP SC	N/A	
36230	GROS-DE-VAUD	11/30/1978	Active	40	0	3	-3	-6.98%	42	17	0			R	P,S,T,M,VP SC	12	\$1,158.72
46585	GSTAAD-SAANENLAND	10/08/1986	Active	43	4	1	3	7.50%	40	29	0			R	P,S,T,M,VP SC	N/A	
30961	GURBETAL	06/20/1975	Active	28	1	1	0	0.00%	28	49	0			R	P,S,T,M,VP SC	5	\$1,087.73
18851	HERZOGENBUCHSEE	06/12/1957	Active	38	1	2	-1	-2.56%	39	20	0			R	P,S,T,M,VP SC	9	



# Club Health Assessment for District 102 W through May 2025

			Status	Membership							Reports					Finance		LCIF
Club Number	Club Name	Charter Date		Current Member Count	YTD Members Added	YTD Members Dropped	YTD Net Growth	YTD Net Growth%	Member Count 12 Months Ago	Avg. length of service for dropped members	Months Since Last MMR ***	Yrs. Since Last Officer Report	President Rotation	Vice President Reported ****	Months Since Last Activity Report ***	Account Balance	Donations for current Fiscal Year	
			Number of times on status quo within last two years	If below 15 members appears					If net loss is greater than 20% appears			If no report in 3 months appears in	When more than one year appears in	Number of repeat terms	Notes the officers that do not have an active	If no report at 12 months appears in red		
18852	INTERLAKEN	02/25/1955	Active	38	2	3	-1	-2.56%	39	32	0			N	P,S,T,M,VP SC	2	\$492.56	
40641	JURA-LEMAN	12/02/1981	Active	39	1	3	-2	-4.88%	41	37	0			R	P,S,T,M,VP SC	3		90+ Days
18854	KONIZ	12/14/1970	Active	32	2	3	-1	-3.03%	33	17	0			R	P,S,T,M,VP SC	0	90+ Days	\$4,761.33
18855	LA CHAUX-DE-FONDS	11/06/1956	Active	43	0	0	0	0.00%	45		0		2	R	P,S,T,M,VP SC	0		
18856	LA COTE	02/07/1967	Active	26	2	4	-2	-7.14%	30	10	0			R	P,S,T,M,VP SC	0		
45512	LA GLÂNE	11/04/1985	Active	51	3	2	1	2.00%	50	17	0			R	P,S,T,M,VP SC	3	\$1,000.00	
Exc Award (06/30/2023, 06/30/2024)																		
18849	LA GRUYÈRE	08/01/1961	Active	56	1	2	-1	-1.75%	57	23	0			R	P,S,T,M,VP SC	11	\$1,628.37	
Exc Award (06/30/2024)																		
18857	LA NEUEVILLE-ENTRE-DEUX-L	08/26/1970	Active	32	1	2	-1	-3.03%	33	14	0		2		P,S,T,M,VP SC	4	\$1,000.00	
32371	LA VENOGÉ	06/07/1976	Active	28	3	3	0	0.00%	27	0	0			N	P,S,T,M,VP SC	1		
56216	LA VEVEYSE	11/01/1994	Active	34	0	1	-1	-2.86%	37	17	0		2	R	P,S,T,M,VP SC	6		
33040	LANDSHUT	11/22/1976	Active	38	1	0	1	2.70%	38		0		2	R	P,S,T,M,VP SC	4	\$3,214.77	
18858	LANGENTHAL	11/13/1956	Active	62	2	2	0	0.00%	63	55	0			R	P,S,T,M,VP SC	11		
Exc Award (06/30/2024)																		
18859	LANGNAU	01/22/1973	Active	39	4	1	3	8.33%	37	35	0			R	P,S,T,M,VP SC	1	\$2,835.61	
Exc Award (06/30/2023)																		
18860	LAUSANNE	06/22/1949	Active	66	3	4	-1	-1.49%	69	16	0			R	P,S,T,M,VP SC	14	\$828.38	
149643	Lausanne Alliance	04/05/2022	Active	27	7	3	4	17.39%	24	2	0			R	P,S,T,M,VP SC	1		
142570	Lausanne Epicurien	08/13/2020	Active	32	2	2	0	0.00%	37	12	0			N	P,S,T,M,VP SC	23		
99550	LAUSANNE-BOURG	06/06/2007	Active	42	3	2	1	2.44%	42	9	0		2	R	P,S,T,M,VP SC	13	\$2,000.00	
Exc Award (06/30/2016)																		
51346	LAUSANNE-GALICIEN	02/19/1991	Active	29	1	2	-1	-3.33%	30	18	0			R	P,S,T,M,VP SC	5	\$1,000.00	
128062	Lausanne-Horizons	08/19/2016	Cancelled(6*)	0	0	0	0	0.00%	18		10	1	None		P,S,T,M,VP SC	17		
43157	LAUSANNE-JORAT	11/07/1983	Active	31	1	3	-2	-6.06%	34	7	0		2	R	P,S,T,M,VP SC	N/A		
18861	LAUTERBRUNNENTAL	06/14/1971	Active	36	2	0	2	5.88%	34		0		2	R	P,S,T,M,VP SC	10	\$328.38	



# Club Health Assessment for District 102 W through May 2025

Club Number	Club Name	Charter Date	Status	Membership							Reports					Finance	LCIF
				Current Member Count	YTD Members Added	YTD Members Dropped	YTD Net Growth	YTD Net Growth%	Member Count 12 Months Ago	Avg. length of service for dropped members	Months Since Last MMR ***	Yrs. Since Last Officer Report	President Rotation	Vice President Reported ****	Months Since Last Activity Report ***	Account Balance	Donations for current Fiscal Year
			Number of times on status quo within last two years	If below 15 members appears				If net loss is greater than 20% appears			If no report in 3 months appears in	When more than one year appears in	Number of repeat terms	Notes the officers that do not have an active	If no report at 12 months red		
34664	LAVAUUX	11/23/1977	Active	26	2	2	0	0.00%	28	42	0		2	N	P,S,T,M,VP SC	0	\$10.00
18862	LE LOCLE	12/30/1955	Active	39	0	1	-1	-2.50%	40	42	0			R	P,S,T,M,VP SC	6	
33860	LEMAN-OUEST	05/18/1977	Active	27	2	1	1	3.85%	26	12	0			R	P,S,T,M,VP SC	0	\$1,631.59
18863	LES RANGIERS	12/13/1968	Active	37	0	2	-2	-5.13%	39	30	0			R	P,S,T,M,VP SC	12	
56688	MAGGLINGEN	03/21/1995	Active	39	1	1	0	0.00%	38	23	0			N	P,S,T,M,VP SC	8	
18864	MEIRINGEN BRIENZ	08/28/1964	Active	40	1	2	-1	-2.44%	41	48	0			R	P,S,T,M,VP SC	0	\$326.32
110935	MOLÉSON	05/11/2011	Active	42	1	2	-1	-2.33%	43	12	0			R	P,S,T,M,VP SC	0	
18865	MONTREUX	06/04/1951	Active	36	0	5	-5	-12.20%	41	20	0				P,S,T,M,VP SC	5	\$4,549.53
137278	Morges Sport	02/11/2019	Active	29	4	0	4	16.00%	27		0			R	P,S,T,M,VP SC	13	90+ Days
50115	MORGES-RIVES	01/24/1990	Active	9	0	4	-4	-30.77%	15	5	0		2	R	P,S,T,M,VP SC	5	
63443	MURI-BERN	06/30/2000	Active	44	0	1	-1	-2.22%	44	14	0			R	P,S,T,M,VP SC	N/A	\$164.19
18866	MURTEN	12/14/1961	Active	39	2	1	1	2.63%	40	45	0			R	P,S,T,M,VP SC	18	
18867	NEUCHATEL	11/09/1951	Active	59	1	3	-2	-3.28%	65	17	0			R	P,S,T,M,VP SC	0	\$9,658.84
151199	Neuchâtel Lac et Montagnes	06/21/2022	Active(1)	18	2	0	2	12.50%	15		0			R	P,S,T,M,VP SC	24+	
103653	NEUCHATEL TANDEM	10/27/2008	Active	30	0	0	0	0.00%	32		0			R	P,S,T,M,VP SC	0	
47391	NEUCHATEL-LA TENE	05/26/1987	Active	27	0	4	-4	-12.90%	31	19	0		2		P,S,T,M,VP SC	8	
62262	NEUCHATEL-RIVES-ET-VALLEES	07/30/1999	Active	24	3	0	3	14.29%	21		0			R	P,S,T,M,VP SC	1	
120972	Nyon	01/16/2014	Active	49	8	2	6	13.95%	43	7	0			R	P,S,T,M,VP SC	10	\$4,200.00
53564	OBERES LANGETENTAL	08/03/1992	Active	29	1	1	0	0.00%	29	32	0		2	R	P,S,T,M,VP SC	2	\$328.37
18868	OBERWALLIS	05/04/1954	Active	48	0	3	-3	-5.88%	51	34	0		2	R	P,S,T,M,VP SC	12	\$158.72
29501	PAYERNE-LA BROYE	06/26/1974	Active	41	2	2	0	0.00%	41	36	0			R	P,S,T,M,VP SC	10	90+ Days
37838	PAYS-D'ENHAUT	12/26/1979	Active	26	0	0	0	0.00%	26		0		2	R	P,S,T,M,VP SC	5	\$326.32
105383	PIED-DU-JURA	05/07/2009	Active	32	0	0	0	0.00%	31		0			R	P,S,T,M,VP SC	6	
123200	Riviera-Chablais	10/07/2014	Active	20	3	3	0	0.00%	20	7	0				P,S,T,M,VP SC	1	
31567	SEELAND	01/23/1976	Active	35	0	1	-1	-2.78%	36	47	0		2	R	P,S,T,M,VP SC	0	\$2,015.42



# Club Health Assessment for District 102 W through May 2025

Club Number	Club Name	Charter Date	Status	Membership							Reports					Finance	LCIF
				Current Member Count	YTD Members Added	YTD Members Dropped	YTD Net Growth	YTD Net Growth%	Member Count 12 Months Ago	Avg. length of service for dropped members	Months Since Last MMR ***	Yrs. Since Last Officer Report	President Rotation	Vice President Reported ****	Months Since Last Activity Report ***	Account Balance	Donations for current Fiscal Year
			Number of times on status quo within last two years	If below 15 members appears				If net loss is greater than 20% appears			If no report in 3 months appears	When more than one year appears in	Number of repeat terms	Notes the officers that do not have an active	If no report at 12 months appears in red		
57311	SENSE-KAISEREGG	09/06/1995	Active	28	0	3	-3	-9.68%	31	11	0			R	P,S,T,M,VP SC	0	\$325.93
34862	SENSETAL	12/19/1977	Active	35	1	0	1	2.94%	35		0			R	P,S,T,M,VP SC	0	
152873	Simmental	11/28/2022	Active	16	4	4	0	0.00%	20	2	0		2	R	P,S,T,M,VP SC	0	90+ Days
108776	SIMPLON	06/30/2010	Active	43	1	1	0	0.00%	43	14	0			R	P,S,T,M,VP SC	6	\$315.44
18870	SION-VALAIS ROMAND	06/07/1949	Active	94	2	3	-1	-1.05%	95	31	0			R	P,S,T,M,VP SC	2	
101611	SION-VALESIA	03/28/2008	Active	58	4	4	0	0.00%	58	10	0			R	P,S,T,M,VP SC	3	
Exc Award (06/30/2018)																	
18872	SPIEZ	05/11/1971	Active	40	2	4	-2	-4.76%	42	32	0		2	R	P,S,T,M,VP SC	2	\$158.72
18873	STEFFISBURG	11/15/1973	Active	31	1	0	1	3.33%	30		0		2	R	P,S,T,M,VP SC	0	\$157.72
105052	STOCKHORN	04/06/2009	Active	35	4	0	4	12.90%	31		0			R	P,S,T,M,VP SC	5	
134078	Swiss Alps Cyber	03/27/2018	Active	5	1	12	-11	-68.75%	16	6	0				P,S,T,M,VP SC	11	
18874	THUN	06/30/1952	Active	48	2	1	1	2.13%	47	7	0			R	P,S,T,M,VP SC	0	
77526	THUNERSEE	09/04/2003	Active	40	3	0	3	8.11%	38		0			R	P,S,T,M,VP SC	11	\$158.72
Exc Award (06/30/2024)																	
18875	VAL-DE-RUZ	11/02/1962	Active	32	2	2	0	0.00%	33	19	0			R	P,S,T,M,VP SC	1	\$1,000.00
18876	VAL-DE-TRAVERS	04/12/1966	Active	42	2	1	1	2.44%	41	14	0			R	P,S,T,M,VP SC	0	\$158.72
18877	VALLORBE-VALLÉE DE JOUX	04/23/1969	Active	35	2	0	2	6.06%	33		0			R	P,S,T,M,VP SC	8	\$1,000.00
41193	VEVEY	04/30/1982	Active	43	3	7	-4	-8.51%	47	12	0			R	P,S,T,M,VP SC	0	
18878	WORBLENTAL	12/07/1967	Active	34	1	1	0	0.00%	34	10	0			R	P,S,T,M,VP SC	2	\$164.31
18879	YVERDON-LES-BAINS	12/14/1960	Active	41	2	0	2	5.13%	40		0			R	P,S,T,M,VP SC	N/A	
53257	YVERDON-LES-BAINS AZUR	06/08/1992	Active	25	1	2	-1	-3.85%	26	11	0			R	P,S,T,M,VP SC	N/A	
Exc Award (06/30/2018)																	

Clubs Cancelled Previous Fiscal Year – Clubs Cancelled within last 12 months may be reinstated

Club Number	Club Name	Charter Date	Current Status*	Cancellation Date
64372	GENÈVE COSMOPOLITE	06/04/2001	Cancelled(6*)	06/29/2024





# Club Health Assessment for District 102 W through May 2025

Club NumberClub NameCharter Date			Status	Membership							Reports					Finance		LCIF		
				Current Member Count	YTD Members Added	YTD Members Dropped	YTD Net Growth	YTD Net Growth%	Member Count 12 Months Ago	Avg. length of service for dropped members	Months Since Last MMR ***	Yrs. Since Last Officer Report	President Rotation	Vice President Reported ****	Months Since Last Activity Report ***	Account Balance	Donations for current Fiscal Year			
			Number of times on status quo within last two years	If below 15 members appears			If net loss is greater than 20% appears			If no report in 3 months appears in			When more than one year appears in	Number of repeat terms	Notes the officers that do not have an active	If no report at 12 months appears in red				
48661 LAUSANNE-PULLY-RIVIERA 06/01/1988			Cancelled(6*)	12/29/2023																
Current Total Clubs Count	YTD New Clubs Count	YTD Cancelled Clubs Count	YTD Net Club Gain	Current Total Members Count	YTD Add	YTD Drop	YTD Net Growth	YTD Net Growth %	Member Count 12 Months Ago	Average Member Count Per Club	% of Clubs with less than 20 members	% No MMR in 3 Months	% No Officer Report in 12 Months	% of Clubs with balance 90+ days	Number of Clubs in Status Quo	% Status Quo Clubs in Financial Suspension	Number of Cancelled Clubs	Average Cancelled Club Age	Members Lost Due to Cancellation	% of Clubs Cancelled for Non-Financial Reasons
107	0	1	-1	3,944	183	182	1	0.03%	4,003	37	7%	0%	0%	10%	0	0%	1	66	0	100%

\* - P - Priority Club. Cancellation Reasons: 1-Objectives/conduct, 2-Non-active club, 5-Non-existing club, 6-Disbanding, 7-Merger, 8-Financial Suspension, 9-District/Multiple District Dues.

\*\* - Abbreviation: P-President, S-Secretary, T-Treasurer, M-Member Chairperson, VP-First Vice President, MC-Communications Chairperson, SC-Service Chairperson

\*\*\* - Abbreviation: N/R - Never reported using the Lions Clubs website, N/A - Not applicable, No password registered for the Lions Clubs website.

\*\*\*\* - Abbreviation: N - New, IP - Immediate Past, R - Repeat.





# Club Health Assessment for District 102 E through May 2025

Club Number	Club Name	Charter Date	Status	Membership							Reports					Finance	LCIF
				Current Member Count	YTD Members Added	YTD Members Dropped	YTD Net Growth	YTD Net Growth%	Member Count 12 Months Ago	Avg. length of service members	Months Since Last MMR ***	Yrs. Since Last Officer Report	President Rotation	Vice President Reported ****	Months Since Last Activity Report ***	Account Balance	Donations for current Fiscal Year
			Number of times on status quo within last two years	If below 15 members appears				If net loss is greater than 20% appears			If no report in 3 months appears in	When more than one year appears in	Number of repeat terms	Notes the officers that do not have an active	If no report at 12 months red		
<b>Clubs more than two years old</b>																	
97840	ALBIS	10/16/2006	Active	25	0	1	-1	-3.85%	26	1	0			R	P,S,T,M,VP SC	0	\$328.37
49199	ANDELFINGEN	02/08/1989	Active	31	2	0	2	6.90%	29		0			R	P,S,T,M,VP SC	9	
47147	APPENZELL	04/07/1987	Active	40	1	2	-1	-2.44%	41	7	0		2	R	P,S,T,M,VP SC	9	\$316.44
18883	AROSA	04/16/1958	Active	25	2	0	2	8.70%	23		0			R	P,S,T,M,VP SC	N/A	
78504	BACHTEL-USTER	03/18/2004	Active	28	0	0	0	0.00%	28		0		2	R	P,S,T,M,VP SC	7	
18884	BAD RAGAZ	05/05/1965	Active	40	0	1	-1	-2.44%	41	41	0			R	P,S,T,M,VP SC	7	\$655.90
32811	BULACH	10/19/1976	Active	36	1	0	1	2.86%	36		0		2	R	P,S,T,M,VP SC	1	
45137	BÜNDNER HERRSCHAFT	06/24/1985	Active	43	4	1	3	7.50%	40	38	0			R	P,S,T,M,VP SC	7	
18886	CHUR	02/15/1956	Active	64	0	1	-1	-1.54%	65	56	0			R	P,S,T,M,VP SC	N/A	\$151.39
98487	CHUR KORA	02/05/2007	Active	28	1	0	1	3.70%	27		0			R	P,S,T,M,VP SC	0	
18887	DAVOS-KLOSTERS	09/27/1955	Active	32	0	5	-5	-13.51%	38	36	0			R	P,S,T,M,VP SC	N/A	
43899	DOMAT/EMS & UMGEBUNG	05/22/1984	Active	44	0	2	-2	-4.35%	46	24	0			R	P,S,T,M,VP SC	N/A	
36013	ENGIADINA BASSA	08/29/1978	Active	26	1	1	0	0.00%	26	19	0			R	P,S,T,M,VP SC	2	
66825	ETZEL	11/21/2002	Active	41	3	0	3	7.89%	38		0		2	R	P,S,T,M,VP SC	1	\$1,164.19
61538	FORCH	02/22/1999	Active	20	2	0	2	11.11%	18		0			R	P,S,T,M,VP SC	3	
18888	GLARUS	04/01/1958	Active	52	1	1	0	0.00%	52	51	0			R	P,S,T,M,VP SC	2	
18889	GLATTAL	02/11/1967	Active	22	0	1	-1	-4.35%	23	48	0			R	P,S,T,M,VP SC	2	\$952.26
63578	GOSSAU-FUERSTENLAND	09/15/2000	Active	44	2	0	2	4.76%	43		0		2	R	P,S,T,M,VP SC	2	\$6,222.55
32012	GREIFENSEE	04/06/1976	Active	34	1	0	1	3.03%	34		0			R	P,S,T,M,VP SC	2	\$158.72
18890	HERISAU	06/02/1959	Active	39	2	0	2	5.41%	37		0			R	P,S,T,M,VP SC	0	\$1,759.98
32422	HERRLIBERG	06/17/1976	Active	29	1	1	0	0.00%	29	49	0			R	P,S,T,M,VP SC	5	
66270	INSEL WERD	06/12/2002	Active	37	0	3	-3	-7.50%	40	16	0			R	P,S,T,M,VP SC	0	\$5,580.76
57671	ISELISBERG	12/28/1995	Active	48	3	0	3	6.67%	45		0			R	P,S,T,M,VP SC	5	\$1,158.72
48818	KLOTEN	07/07/1988	Active	32	1	1	0	0.00%	32	0	0			R	P,S,T,M,VP SC	1	



# Club Health Assessment for District 102 E through May 2025

Club Number	Club Name	Charter Date	Status	Membership							Reports					Finance	LCIF
				Current Member Count	YTD Members Added	YTD Members Dropped	YTD Net Growth	YTD Net Growth%	Member Count 12 Months Ago	Avg. length of service for dropped members	Months Since Last MMR ***	Yrs. Since Last Officer Report	President Rotation	Vice President Reported ****	Months Since Last Activity Report ***	Account Balance	Donations for current Fiscal Year
			Number of times on status quo within last two years	If below 15 members appears				If net loss is greater than 20% appears			If no report in 3 months appears in	When more than one year appears in	Number of repeat terms	Notes the officers that do not have an active	If no report at 12 months red		
32689	KNONAUERAMT	08/30/1976	Active	43	1	3	-2	-4.44%	45	36	0			R	P,S,T,M,VP SC	11	\$543.23
18891	KREUZLINGEN	11/11/1955	Active	50	1	0	1	2.04%	49		0			R	P,S,T,M,VP SC	0	\$164.19
18892	KUSNACHT	01/29/1964	Active	34	1	1	0	0.00%	35	43	0			R	P,S,T,M,VP SC	1	\$164.31
41356	KYBURG	05/17/1982	Active	26	0	1	-1	-3.70%	29	10	0			R	P,S,T,M,VP SC	3	\$484.32
18893	LAGERN	11/28/1972	Active	24	2	1	1	4.35%	24	33	0		2	R	P,S,T,M,VP SC	11	
40887	LENZERHEIDE	02/18/1982	Active	54	6	2	4	8.00%	51	14	0		2	R	P,S,T,M,VP SC	N/A	\$318.65
18923	LIECHTENSTEIN	05/04/1953	Active	58	4	0	4	7.41%	55		0			R	P,S,T,M,VP SC	2	\$473.16
136420	Liechtenstein Drei Schwestern	10/11/2018	Active	32	5	2	3	10.34%	31	2	0			R	P,S,T,M,VP SC	9	90+ Days
33712	LIMMATTAL	04/11/1977	Active	41	0	1	-1	-2.38%	42	10	0			R	P,S,T,M,VP SC	5	\$8,833.03
63576	LINTH	09/15/2000	Active	32	0	1	-1	-3.03%	33	6	0			R	P,S,T,M,VP SC	7	\$158.72
102502	LUXBURG-BODENSEE	06/20/2008	Active	29	1	0	1	3.57%	28		0			R	P,S,T,M,VP SC	N/A	\$472.60
18898	MEILEN	01/22/1970	Active	30	0	0	0	0.00%	30		0			R	P,S,T,M,VP SC	5	
18900	OBERENGADIN	12/27/1955	Active	40	2	3	-1	-2.44%	42	44	0			R	P,S,T,M,VP SC	11	90+ Days
30827	OBERES TOGGENBURG	05/27/1975	Active	36	1	1	0	0.00%	36	45	0			R	P,S,T,M,VP SC	N/A	\$376.00
37741	OBERTHURGAU	11/30/1979	Active	43	3	1	2	4.88%	41	10	0			R	P,S,T,M,VP SC	3	\$4,520.26
59968	PFÄFFIKERSEE	09/10/1997	Active	22	1	1	0	0.00%	22	27	0			R	P,S,T,M,VP SC	0	\$484.32
18901	POSCHIAVO	07/21/1967	Active	24	0	0	0	0.00%	24		0				P,S,T,M,VP SC	N/A	\$323.03
45138	PRATTIGAU	06/24/1985	Active	33	0	0	0	0.00%	33		0			R	P,S,T,M,VP SC	0	\$328.37
18902	RAPPERSWIL	06/25/1956	Active	45	2	1	1	2.27%	42	12	0			R	P,S,T,M,VP SC	7	\$3,174.23
120796	Rheinquelle	01/09/2014	Active	46	4	0	4	9.52%	41		0			R	P,S,T,M,VP SC	9	
18903	RHEINTAL	12/28/1955	Active	41	3	0	3	7.89%	38		0		2	R	P,S,T,M,VP SC	0	90+ Days
18904	RORSCHACH	09/17/1973	Active	35	3	1	2	6.06%	32	51	0			R	P,S,T,M,VP SC	2	
53294	SAVOGNIN/SURSES	06/08/1992	Active	26	4	3	1	4.00%	25	29	0			R	P,S,T,M,VP SC	N/A	
18907	SCHAFFHAUSEN	01/11/1954	Active	64	2	1	1	1.59%	63	44	0			R	P,S,T,M,VP SC	N/A	\$859.62
18909	SIHLTAL	08/21/1972	Active	30	1	3	-2	-6.25%	33	28	0			R	P,S,T,M,VP SC	0	\$315.07



# Club Health Assessment for District 102 E through May 2025

Club Number	Club Name	Charter Date	Status	Membership							Reports					Finance	LCIF
				Current Member Count	YTD Members Added	YTD Members Dropped	YTD Net Growth	YTD Net Growth%	Member Count 12 Months Ago	Avg. length of service for dropped members	Months Since Last MMR ***	Yrs. Since Last Officer Report	President Rotation	Vice President Reported ****	Months Since Last Activity Report ***	Account Balance	Donations for current Fiscal Year
			Number of times on status quo within last two years	If below 15 members appears				If net loss is greater than 20% appears			If no report in 3 months appears in	When more than one year appears in	Number of repeat terms	Notes the officers that do not have an active	If no report at 12 months red		
18905	ST. GALLEN	10/02/1950	Active	76	2	3	-1	-1.30%	77	38	0		2	R	P,S,T,M,VP SC	12	\$466.95
61066	ST. GALLEN DREILINDEN	08/04/1998	Active	46	3	0	3	6.98%	44		0				P,S,T,M,VP SC	5	\$315.07
109134	ST. GALLEN-MÖRSCHWIL	09/21/2010	Active	29	2	1	1	3.57%	29	14	0			R	P,S,T,M,VP SC	2	\$317.42
18906	ST. MORITZ	10/02/1953	Active	37	0	2	-2	-5.13%	40	30	0		2	R	P,S,T,M,VP SC	N/A	\$940.79
52449	ST. AFA	01/27/1992	Active	34	0	0	0	0.00%	34		0			R	P,S,T,M,VP SC	0	\$328.37
30927	SURSELVA	06/17/1975	Active	31	0	2	-2	-6.06%	34	10	0		2	R	P,S,T,M,VP SC	4	\$164.19
151157	Swiss Food Design Wellbeing Cyber	06/09/2022	Active	20	3	1	2	11.11%	15	44	0			R	P,S,T,M,VP SC	24+	
18910	THURGAU	03/02/1955	Active	49	3	2	1	2.08%	49	29	0			R	P,S,T,M,VP SC	5	\$634.84
34461	THUSIS VIAMALA	09/08/1977	Active	38	1	1	0	0.00%	38	29	0		2	R	P,S,T,M,VP SC	N/A	
18911	TOGGENBURG	09/20/1960	Active	41	0	0	0	0.00%	42		0			R	P,S,T,M,VP SC	4	
51402	TOSSTAL	03/07/1991	Active	25	0	1	-1	-3.85%	27	33	0			N	P,S,T,M,VP SC	6	
85052	UFENAU	03/16/2005	Active	28	0	0	0	0.00%	28		0		2	R	P,S,T,M,VP SC	7	
105660	UNTERSEE-THURGAU	06/15/2009	Active	37	1	0	1	2.78%	36		0			N	P,S,T,M,VP SC	5	\$1,641.84
	Exc Award (06/30/2018)																
29381	VAL MUSTAIR	05/23/1974	Active	22	3	1	2	10.00%	22	20	0			R	P,S,T,M,VP SC	N/A	
18913	WADENSWIL	01/20/1960	Active	50	2	2	0	0.00%	49	15	0			R	P,S,T,M,VP SC	2	90+ Days
54318	WALENSE	04/06/1993	Active	34	0	1	-1	-2.86%	35	8	0			R	P,S,T,M,VP SC	11	\$638.10
118589	WEINFELDEN-MITTELTHUR AU	01/23/2013	Active	35	5	0	5	16.67%	30		0			R	P,S,T,M,VP SC	5	90+ Days
57208	WERDENBERG	07/13/1995	Active	35	0	2	-2	-5.41%	37	10	0			R	P,S,T,M,VP SC	0	
18914	WIL	05/24/1966	Active	40	0	0	0	0.00%	40		0			R	P,S,T,M,VP SC	6	\$6,354.50
18916	WINTERTHUR	06/05/1963	Active	53	4	2	2	3.92%	51	49	0		2	R	P,S,T,M,VP SC	1	\$13,780.51
109213	WINTERTHUR ALTSTADT	09/17/2010	Active	37	3	1	2	5.71%	35	10	0			R	P,S,T,M,VP SC	11	\$1,587.11
62754	WINTERTHUR EULACH	02/03/2000	Active	30	2	0	2	7.14%	27		0		2	R	P,S,T,M,VP SC	3	
42194	WINTERTHUR-WYLAND	01/24/1983	Active	47	1	3	-2	-4.08%	49	29	0			R	P,S,T,M,VP SC	11	\$377.63
36066	ZIMMERBERG	09/19/1978	Active	33	1	4	-3	-8.33%	35	36	0			N	P,S,T,M,VP SC	5	\$158.72



# Club Health Assessment for District 102 E through May 2025

			Status	Membership							Reports					Finance		LCIF	
Club Number	Club Name	Charter Date		Current Member Count	YTD Members Added	YTD Members Dropped	YTD Net Growth	YTD Net Growth%	Member Count 12 Months Ago	Avg. length of service for dropped members	Months Since Last MMR ***	Yrs. Since Last Officer Report	President Rotation	Vice President Reported ****	Months Since Last Activity Report ***	Account Balance	Donations for current Fiscal Year		
			Number of times on status quo within last two years	If below 15 members appears					If net loss is greater than 20% appears			If no report in 3 months appears in	When more than one year appears in	Number of repeat terms	Notes the officers that do not have an active	If no report at 12 months appears in red			
38866	ZOLLIKON	08/25/1980	Active	16	2	7	-5	-23.81%	23	24	0				P,S,T,M,VP SC	8	90+ Days	\$157.53	
44051	ZUMIKON	06/18/1984	Active	25	0	0	0	0.00%	24		0			R	P,S,T,M,VP SC	1			
18919	ZURCHER OBERLAND	06/02/1954	Active	35	0	0	0	0.00%	35		0		2	R	P,S,T,M,VP SC	2			
18920	ZURICH	07/16/1948	Active	44	4	4	0	0.00%	45	33	0		2	R	P,S,T,M,VP SC	N/A			
34665	ZÜRICH-AFFOLTRA	11/09/1977	Active	17	1	1	0	0.00%	17	2	0			R	P,S,T,M,VP SC	5			
98484	ZURICH-AIRPORT	02/05/2007	Active	26	3	1	2	8.33%	25	0	0		2	R	P,S,T,M,VP SC	17	90+ Days	\$1,320.00	
77573	ZURICH-ALTSTADT	09/30/2003	Active	35	2	1	1	2.94%	34	21	0			R	P,S,M,VP,SC	7		\$158.72	
50479	ZURICH-CENTRAL	04/25/1990	Active	32	2	1	1	3.23%	31	35	0			R	P,S,M,VP,SC	6			
77920	ZURICH-CITY	12/30/2003	Active	23	1	1	0	0.00%	23	11	0			R	P,S,T,M,VP SC	10			
44239	ZURICH-COSMOPOLITAN	09/19/1984	Active	30	3	1	2	7.14%	28	5	0			R	P,T,M,VP,SC	N/A		\$328.37	
33713	ZURICH-DOLDER	04/21/1977	Active	40	5	3	2	5.26%	38	32	0			R	P,S,T,M,VP SC	8	\$158.72		
18922	ZURICH-LIMMAT	12/08/1961	Active	28	0	3	-3	-9.68%	31	6	0			R	P,S,T,M,VP SC	7			
82415	ZURICH-METROPOL	05/25/2004	Active	20	0	1	-1	-4.76%	22	4	0		2	R	P,S,T,M,VP SC	N/A			
39186	ZURICH-OERLIKON	12/24/1980	Active	30	1	1	0	0.00%	33	18	0			N	P,S,T,M,VP SC	8			
47429	ZURICH-RIETBERG	06/03/1987	Active	29	1	3	-2	-6.45%	32	38	0		2		P,S,T,M,VP SC	2			
109135	ZÜRICH-SEE	10/18/2010	Active	34	3	5	-2	-5.56%	35	9	0			R	P,S,T,M,VP SC	12	\$707.42		
56495	ZURICH-SEEFELD	02/01/1995	Active	19	1	1	0	0.00%	20	1	0			R	P,S,T,M,VP SC	8			
18921	ZURICH-ST. PETER	08/28/1972	Active	31	1	0	1	3.33%	29		0			N	P,S,T,M,VP SC	10			\$472.60
107088	ZURICH-TURICUM	12/21/2009	Active	23	3	3	0	0.00%	24	9	0			R	P,S,T,M,VP SC	6			
124414	Zurich-Viadukt	05/22/2015	Active	34	2	0	2	6.25%	32		0			R	P,S,T,M,VP SC	0			\$317.42
30886	ZURICH-WALDEGG	06/06/1975	Active	41	2	0	2	5.13%	39		0			R	P,S,T,M,VP SC	0	\$13,397.68		
51937	ZURICH-WITIKON	08/02/1991	Active	36	0	2	-2	-5.26%	38	33	0		2	R	P,S,T,M,VP SC	0			



# Club Health Assessment for District 102 E through May 2025

				Status		Membership							Reports					Finance		LCIF
Club Number	Club Name	Charter Date			Current Member Count	YTD Members Added	YTD Members Dropped	YTD Net Growth	YTD Net Growth%	Member Count 12 Months Ago	Avg. length of service for dropped members	Months Since Last MMR ***	Yrs. Since Last Officer Report	President Rotation	Vice President Reported ****	Months Since Last Activity Report ***	Account Balance	Donations for current Fiscal Year		
					Number of times on status quo within last two years	If below 15 members appears			If net loss is greater than 20% appears			If no report in 3 months appears in	When more than one year appears in	Number of repeat terms	Notes the officers that do not have an active	If no report at 12 months appears in red				
Current Total Clubs Count	YTD New Clubs Count	YTD Cancelled Clubs Count	YTD Net Club Gain	Current Total Members Count	YTD Add	YTD Drop	YTD Net Growth	YTD Net Growth %	Member Count 12 Months Ago	Average Member Count Per Club	% of Clubs with less than 20 members	% No MMR in 3 Months	% No Officer Report in 12 Months	% of Clubs with balance 90+ days	Number of Clubs in Status Quo	% Status Quo Clubs in Financial Suspension	Number of Cancelled Clubs	Average Cancelled Club Age	Members Lost Due to Cancellation	% of Clubs Cancelled for Non-Financial Reasons
95	0	0	0	3,353	148	116	32	0.96%	3,342	35	3%	0%	0%	8%	0	0%	0	0	0	0%

\* - P - Priority Club. Cancellation Reasons: 1-Objectives/conduct, 2-Non-active club, 5-Non-existing club, 6-Disbanding, 7-Merger, 8-Financial Suspension, 9-District/Multiple District Dues.

\*\* - Abbreviation: P-President, S-Secretary, T-Treasurer, M-Member Chairperson, VP-First Vice President, MC-Communications Chairperson, SC-Service Chairperson

\*\*\* - Abbreviation: N/R - Never reported using the Lions Clubs website, N/A - Not applicable, No password registered for the Lions Clubs website.

\*\*\*\* - Abbreviation: N - New, IP - Immediate Past, R - Repeat.



# Club Health Assessment for District 102 C through May 2025

			Status	Membership							Reports					Finance	LCIF
Club Number	Club Name	Charter Date		Current Member Count	YTD Members Added	YTD Members Dropped	YTD Net Growth	YTD Net Growth%	Member Count 12 Months Ago	Avg. length of service members	Months Since Last MMR ***	Yrs. Since Last Officer Report	President Rotation	Vice President Reported ****	Months Since Last Activity Report ***	Account Balance	Donations for current Fiscal Year
			Number of times on status quo within last two years	If below 15 members appears						If net loss is greater than 20% appears	If no report in 3 months appears in	When more than one year appears in	Number of repeat terms	Notes the officers that do not have an active	If no report at 12 months red		
<b>Clubs less than two years old</b>																	
174719	Bremgarten-Reusstal	07/31/2024	Active	28	38	10	28	100.00%	0	0	0		R	P,S,T,M,VP SC	0		
156439	Luzern - Lake Lucerne	01/22/2024	Active	32	5	0	5	18.52%	27		0		2	R	P,S,T,M,VP SC	0	
<b>Clubs more than two years old</b>																	
18834	AARAU	03/31/1955	Active	56	2	3	-1	-1.75%	57	48	0		2	R	P,S,T,M,VP SC	8	
124441	Aarau Residenz	05/05/2015	Active	35	2	1	1	2.94%	34	10	0			R	P,S,T,M,VP SC	0	90+ Days
52287	AARAU-KETTENBRUCKE	12/18/1991	Active	46	1	0	1	2.22%	46		0		2	R	P,S,T,M,VP SC	6	\$2,189.12
109247	AARELAND	09/30/2010	Active	25	0	0	0	0.00%	25		0			N	P,S,T,M,VP SC	N/A	
18882	ALTDORF	06/20/1958	Active	83	2	0	2	2.47%	80		0			R	P,S,T,M,VP SC	1	\$694.04
18881	ALTO TICINO	06/12/1956	Active	45	0	2	-2	-4.26%	46	30	0			R	P,S,T,M,VP SC	N/A	
18835	BADEN	10/13/1954	Active	45	0	0	0	0.00%	45		0			R	P,S,T,M,VP SC	N/A	\$161.44
45376	BADEN-HEITERSBERG	09/10/1985	Active	38	2	2	0	0.00%	38	22	0			R	P,S,T,M,VP SC	1	90+ Days
18836	BASEL	12/12/1949	Active	89	2	8	-6	-6.32%	96	38	0			R	P,S,T,M,VP SC	11	\$1,133.13
149931	Basel City	03/15/2022	Active	46	2	9	-7	-13.21%	51	2	0			R	P,S,T,M,VP SC	2	\$1,629.74
127418	Basel Käppelijoch	04/28/2016	Active	30	1	0	1	3.45%	31		0		2	R	P,T,M,VP,SC	0	\$1,158.84
126915	Basel Kunsthalle	02/23/2016	Active	26	2	0	2	8.33%	26		0		2	R	P,S,T,M,VP SC	3	\$1,670.04
57224	BASEL PASSERELLE	07/18/1995	Active	35	0	1	-1	-2.78%	37	8	0		2	R	P,S,T,M,VP SC	0	
59958	BASEL ST. ALBAN	09/15/1997	Active	29	0	1	-1	-3.33%	33	26	0		2	R	P,S,T,M,VP SC	3	
102367	BASEL-BRUEGLINGEN	06/13/2008	Active	25	3	1	2	8.70%	23	7	0			R	P,S,T,M,VP SC	1	
106096	BASEL-RIVIERA	07/22/2009	Active	22	1	2	-1	-4.35%	24	3	0			R	P,S,T,M,VP SC	5	
126253	Basel-Spalen	12/18/2015	Active	36	2	2	0	0.00%	37	9	0			N	P,S,T,M,VP SC	8	
93228	BASEL-WENKENHOF	12/23/2005	Active	44	3	0	3	7.32%	41		0			R	P,S,T,M,SC	0	\$1,000.00
Exc Award (06/30/2020)																	
53507	BASEL-WETTSTEIN	07/21/1992	Active	37	0	0	0	0.00%	37		0			R	P,S,T,M,VP SC	11	\$2,490.21
18885	BELLINZONA E MOESA	11/14/1956	Active	50	0	4	-4	-7.41%	54	28	0		None		P,S,T,M,VP SC	N/A	\$157.53



# Club Health Assessment for District 102 C through May 2025

			Status	Membership							Reports					Finance		LCIF
Club Number	Club Name	Charter Date		Current Member Count	YTD Members Added	YTD Members Dropped	YTD Net Growth	YTD Net Growth%	Member Count 12 Months Ago	Avg. length of service for dropped members	Months Since Last MMR ***	Yrs. Since Last Officer Report	President Rotation	Vice President Reported ****	Months Since Last Activity Report ***	Account Balance	Donations for current Fiscal Year	
			Number of times on status quo within last two years	If below 15 members appears				If net loss is greater than 20% appears			If no report in 3 months appears in	When more than one year appears in	Number of repeat terms	Notes the officers that do not have an active	If no report at 12 months appears in red			
18839	BIRSECK	01/22/1970	Active	41	0	2	-2	-4.65%	43	43	0			R	P,S,T,M,VP SC	6	\$1,952.70	
61798	BRUDERHOLZ	04/13/1999	Active	30	1	3	-2	-6.25%	33	25	0			N	P,S,T,M,VP SC	2	\$492.56	
18840	BRUGG	12/17/1963	Active	54	0	3	-3	-5.26%	57	55	0			R	P,S,T,M,VP SC	2	\$487.22	
32959	BUHEGGBERG-WASSERAM T	11/04/1976	Active	53	2	2	0	0.00%	53	20	0			R	P,S,T,M,VP SC	11	\$956.53	
18842	DORNECK	06/19/1970	Active	35	3	3	0	0.00%	35	28	0			R	P,S,T,M,VP SC	4	90+ Days \$328.37	
31661	ERGOLZ	02/03/1976	Active	44	2	2	0	0.00%	43	30	0			R	P,S,T,M,VP SC	0		
39283	FALKENSTEIN-BALSTHAL	01/23/1981	Active	33	1	1	0	0.00%	33	53	0			R	P,S,T,M,VP SC	5	\$157.72	
37246	FARNSBURG	06/15/1979	Active	43	1	1	0	0.00%	40	46	0			R	P,S,T,M,VP SC	N/A	\$656.73	
18843	FREIAMT	05/26/1970	Active	32	0	1	-1	-3.03%	33	31	0			R	P,S,T,M,VP SC	0	\$952.28	
18845	FRICKTAL	03/31/1971	Active	60	2	0	2	3.45%	58		0			R	P,S,T,M,VP SC	11	\$1,254.12	
18847	GRENCHEN	04/29/1958	Active	41	1	0	1	2.50%	40		0			R	P,S,T,M,VP SC	5	\$323.03	
18850	HALLWIL	11/16/1961	Active	36	1	4	-3	-7.69%	39	43	0		2	R	P,S,T,M,VP SC	24+		
42674	LAUFENTAL-THIERSTEIN	05/31/1983	Active	37	1	0	1	2.78%	36		0		2	R	P,S,T,M,VP SC	5	\$1,421.72	
34309	LENZBURG	07/18/1977	Active	38	0	1	-1	-2.56%	38	9	0			R	P,S,T,M,VP SC	8		
18894	LOCARNO	07/01/1954	Active	52	2	2	0	0.00%	53	16	0			R	P,S,T,M,VP SC	1	\$1,000.00	
18897	LUGANO	10/28/1950	Active	80	2	7	-5	-5.88%	85	32	0			R	P,S,T,M,VP SC	13		
43900	LUGANO-CERESIO	05/21/1984	Active	41	0	1	-1	-2.38%	42	29	0			R	P,S,T,M,VP SC	N/A		
84259	LUGANO-MONTE BRE	10/04/2004	Active	20	4	2	2	11.11%	18	14	0		2	N	P,S,T,M,VP SC	13		
18895	LUZERN	10/19/1950	Active	68	7	2	5	7.94%	62	43	0		2	R	P,S,T,M,VP SC	6	90+ Days \$1,650.23	
49542	LUZERN-HABSBURG	05/25/1989	Active	49	4	1	3	6.52%	46	8	0		2	R	P,S,T,M,VP SC	4	\$1,828.61	
18896	LUZERN-HEIDEGG	10/10/1968	Active	48	1	1	0	0.00%	49	33	0			R	P,S,T,M,VP SC	2	\$328.62	
54110	LUZERN-HOF	02/19/1993	Active	42	1	1	0	0.00%	42	6	0			R	P,S,T,M,VP SC	2		
36726	LUZERN-PILATUS	03/23/1979	Active	48	2	1	1	2.13%	47	40	0			R	P,S,T,M,VP SC	6	\$481.97	
47148	LUZERN-REUSS	04/13/1987	Active	35	1	1	0	0.00%	35	38	0		2	R	P,S,T,M,VP SC	0	\$158.84	
18899	MENDRISIOTTO	05/03/1954	Active	55	3	4	-1	-1.79%	56	21	0			R	P,S,T,M,VP SC	N/A	\$158.84	





# Club Health Assessment for District 102 C through May 2025

			Status	Membership							Reports					Finance	LCIF	
Club Number	Club Name	Charter Date		Current Member Count	YTD Members Added	YTD Members Dropped	YTD Net Growth	YTD Net Growth%	Member Count 12 Months Ago	Avg. length of service for dropped members	Months Since Last MMR ***	Yrs. Since Last Officer Report	President Rotation	Vice President Reported ****	Months Since Last Activity Report ***	Account Balance	Donations for current Fiscal Year	
			Number of times on status quo within last two years	If below 15 members appears					If net loss is greater than 20% appears			If no report in 3 months appears in	When more than one year appears in	Number of repeat terms	Notes the officers that do not have an active	If no report at 12 months appears in red		
60745	MONTECENERI	05/12/1998	Active	50	5	8	-3	-5.66%	54	5	0			R	P,S,M,VP,SC	12		\$1,363.72
Exc Award (06/30/2023)																		
54758	MUTSCHELLEN-KELLERAMT	07/20/1993	Active	28	0	1	-1	-3.45%	29	4	0		2	R	P,S,T,M,VP SC	3		\$799.53
18869	OLTEN	01/02/1954	Active	60	1	1	0	0.00%	58	59	0			R	P,S,T,M,VP SC	0		\$656.73
40149	RIEHEN-BETTINGEN	06/26/1981	Active	31	0	1	-1	-3.13%	32	43	0		2	R	P,S,T,M,VP SC	4		\$3,313.26
28192	RIGI	03/19/1974	Active	48	0	1	-1	-2.04%	48	19	0			R	P,S,T,M,VP SC	0		
18908	SCHWYZ	07/15/1955	Active	57	2	3	-1	-1.72%	58	43	0		2	R	P,S,T,M,VP SC	0	90+ Days	\$1,325.93
18871	SOLOTHURN	05/14/1954	Active	60	5	1	4	7.14%	56	13	0			R	P,S,T,M,VP SC	0		\$1,000.00
110089	SOLOTHURN LEIMENTAL	01/11/2011	Active	34	0	1	-1	-2.86%	35	7	0			R	P,S,T,M,VP SC	N/A		\$328.62
62463	SOLOTHURN-AARE	11/03/1999	Active	44	4	1	3	7.32%	42	10	0		2	R	P,S,T,M,VP SC	10		\$639.11
106097	ST. JAKOB	07/22/2009	Active	27	2	0	2	8.00%	27		0			R	P,S,T,M,VP SC	5		
49297	SUHREN-/ WYNENTAL	03/14/1989	Active	40	0	0	0	0.00%	39		0		2	R	P,S,T,M,VP SC	0		\$1,294.77
29502	SURSEE	06/19/1974	Active	50	1	2	-1	-1.96%	52	29	0			R	P,S,T,M,VP SC	2		\$2,325.93
48662	TITLIS	06/02/1988	Active	43	1	0	1	2.38%	41		0			R	P,S,T,M,VP SC	5		
18912	UNTERWALDEN	07/18/1961	Active	46	0	5	-5	-9.80%	51	32	0			R	P,S,T,M,VP SC	15		\$3,283.67
49198	WARTENBERG	02/08/1989	Active	28	0	2	-2	-6.67%	29	36	0				P,S,T,M,VP SC	N/A		
37839	WARTENFELS	12/26/1979	Active	42	1	0	1	2.44%	41		0			R	P,S,T,M,VP SC	1		\$317.66
85012	WILDENSTEIN	03/10/2005	Active	37	2	3	-1	-2.63%	37	15	0			R	P,S,T,M,VP SC	0		\$1,000.00
18915	WILLISAU	05/02/1958	Active	45	1	1	0	0.00%	45	5	0			N	P,S,T,M,VP SC	10		
18917	WOLHUSEN-ENTLEBUCH	11/19/1973	Active	42	0	2	-2	-4.55%	44	12	0			R	P,S,T,M,VP SC	12		\$158.84
100057	ZENTRALSCHWEIZ	08/22/2007	Active	27	2	1	1	3.85%	27	4	0			R	P,S,T,M,VP SC	1		\$108.77
18880	ZOFINGEN	08/24/1959	Active	38	3	2	1	2.70%	40	33	0				P,S,T,M,VP SC	1	90+ Days	\$1,000.00
Exc Award (06/30/2023)																		
18918	ZUG	02/04/1952	Active	50	1	2	-1	-1.96%	51	33	0		2	R	P,S,T,M,VP SC	1		\$4,731.63
42806	ZUGERLAND	06/10/1983	Active	33	0	1	-1	-2.94%	34	42	0			R	P,S,T,M,VP SC	N/A		\$6,348.44





## Club Health Assessment for District 102 C through May 2025

			Status								Membership							Reports				Finance		LCIF																																																																																																																																																																																																																																																																																																																																																																																																																																																																																																																																																																																																																																																																																																																																																																																																																																																																																																																																																																																																																																																																																																																																																																																																																																																																																																																																																																																																																																																							
Club Number	Club Name	Charter Date																																																																																																																																																																																																																																																																																																																																																																																																																																																																																																																																																																																																																																																																																																																																																																																																																																																																																																																																																																																																																																																																																																																																																																																																																																																																																																																																																																																																																																																																													</

\* - P - Priority Club. Cancellation Reasons: 1-Objectives/conduct, 2-Non-active club, 5-Non-existing club, 6-Disbanding, 7-Merger, 8-Financial Suspension, 9-District/Multiple District Dues.

\*\* - Abbreviation: P-President, S-Secretary, T-Treasurer, M-Member Chairperson, VP-First Vice President, MC-Communications Chairperson, SC-Service Chairperson

\*\*\* - Abbreviation: N/R - Never reported using the Lions Clubs website, N/A - Not applicable, No password registered for the Lions Clubs website.

\*\*\*\* - Abbreviation: N - New, IP - Immediate Past, R - Repeat.



# Club Health Assessment for District 103 N through May 2025

Club Number	Club Name	Charter Date	Status	Membership							Reports					Finance	LCIF
				Current Member Count	YTD Members Added	YTD Members Dropped	YTD Net Growth	YTD Net Growth%	Member Count 12 Months Ago	Avg. length of service for dropped members	Months Since Last MMR ***	Yrs. Since Last Officer Report	President Rotation	Vice President Reported ****	Months Since Last Activity Report ***	Account Balance	Donations for current Fiscal Year
			Number of times on status quo within last two years	If below 15 members appears				If net loss is greater than 20% appears			If no report in 3 months appears	When more than one year appears in	Number of repeat terms	Notes the officers that do not have an active	If no report at 12 months red		
<b>Clubs less than two years old</b>																	
157447	Dunkerque Texel	02/27/2024	Active	18	0	2	-2	-10.00%	20	5	1		2	M,VP,SC	N/A		
157233	Saint Omer Pays Audomarois	02/21/2024	Active(1)	17	2	2	0	0.00%	24	1	1		2	N	N/R		
178741	Seclin	10/07/2024	Active	20	23	3	20	100.00%	0	0	0			N	M,SC	N/A	
157721	Verneuil Pays D Halatte	03/12/2024	Active	21	5	4	1	5.00%	22	4	0		2	R	11		
<b>Clubs more than two years old</b>																	
18924	ABBEVILLE SOMME Exc Award (06/30/2016)	11/08/1956	Active	11	0	0	0	0.00%	11		4			N	N/A		
18925	AIRE SUR LA LYS	01/12/1967	Active	32	0	0	0	0.00%	32		0			N	SC	14	\$1,041.28
104274	AIX NOULETTE EN ARTOIS	01/08/2009	Active	15	2	0	2	15.38%	13		0			N	SC	14	90+ Days
18926	ALBERT ET LE PAYS DU COQUELICOT Exc Award (06/30/2024)	01/08/1959	Active	21	1	1	0	0.00%	21	1	1			N	SC	14	\$1,261.91
18984	ALLIANCE ROUBAIX TOURCOING	06/10/1968	Active	25	0	2	-2	-7.41%	27	21	0			N	6		
18927	AMIENS DOYEN	04/24/1956	Active	43	3	3	0	0.00%	43	32	1			N	24+	90+ Days	\$2,092.87
151359	Amiens Jules Verne	06/20/2022	Active	15	5	0	5	50.00%	19		0			N	N/A	90+ Days	
119235	AMIENS SAMARA Exc Award (06/30/2016)	04/25/2013	Active	17	0	1	-1	-5.56%	18	8	0			VP	1		\$525.79
60844	AMIENS SOMME	06/05/1998	Active	25	0	1	-1	-3.85%	26	1	2			N	24+		
33146	AMIENS VAL DE SELLE	12/27/1976	Active	23	2	1	1	4.55%	22	7	0		2	R	SC	24+	
18929	ARMENTIERES	02/04/1963	Active	31	0	2	-2	-6.06%	33	12	1			N	6		
18928	ARRAS ARTOIS	07/29/1955	Active	27	2	0	2	8.00%	27		0			N	SC	13	\$1,051.59
34210	ARRAS BEFFROI Exc Award (06/30/2023)	06/27/1977	Active	33	2	3	-1	-2.94%	32	19	0			R	11		\$2,123.18
149934	Arras Pole Sup Baudimont	06/23/2022	Active	5	1	0	1	25.00%	5		0			T,M,VP,SC	N/A		
45592	AUCHEL LYS D'ARTOIS	12/16/1985	Active	7	1	0	1	16.67%	6		1			IP	20		
18931	BAPAUME PAS DE CALAIS	10/20/1956	Active	11	0	2	-2	-15.38%	13	26	0			N	T,VP,SC	N/A	



# Club Health Assessment for District 103 N through May 2025

			Status	Membership							Reports					Finance		LCIF
Club Number	Club Name	Charter Date		Current Member Count	YTD Members Added	YTD Members Dropped	YTD Net Growth	YTD Net Growth%	Member Count 12 Months Ago	Avg. length of service for dropped members	Months Since Last MMR ***	Yrs. Since Last Officer Report	President Rotation	Vice President Reported ****	Months Since Last Activity Report ***	Account Balance	Donations for current Fiscal Year	
			Number of times on status quo within last two years	If below 15 members appears						If net loss is greater than 20% appears			If no report in 3 months appears in	When more than one year appears in	Number of repeat terms	Notes the officers that do not have an active	If no report at 12 months appears in red	
50713	BEAUVAIS ANGADREME	06/22/1990	Active	8	0	1	-1	-11.11%	9	3	0			N	24+		\$520.64	
Exc Award (06/30/2017)																		
18933	BEAUVAIS CATHEDRALE	05/09/1957	Active	29	1	1	0	0.00%	29	3	0			N	24+			
150924	Beauvais Helen Keller	06/01/2022	Active	16	3	2	1	6.67%	16	2	0		2	R	T	N/R	\$210.32	
48612	BEAUVAIS JEANNE HACHETTE	05/23/1988	Active	11	0	2	-2	-15.38%	13	20	0			N	6		\$210.32	
18932	BERCK LE TOUQUET COTE D'OPALE	04/28/1957	Active	32	4	2	2	6.67%	30	4	1			N		N/R	\$3,631.44	
18934	BETHUNE BEFFROI	11/29/1956	Active	12	0	1	-1	-7.69%	13	1	0		2	R	SC	24+		
18935	BETHUNE SULLY	04/08/1970	Active	17	2	2	0	0.00%	17	37	0		2	R	SC	2	90+ Days	
46050	BONDUES	04/30/1986	Active	14	2	2	0	0.00%	14	28	0		2	N	SC	23	90+ Days	
Exc Award (06/30/2017)																		
149809	Boulogne Nausicaa Plage	02/10/2022	Active	14	2	6	-4	-22.22%	17	4	1				VP,SC	8		
18936	BOULOGNE SUR MER	05/18/1955	Active	22	0	0	0	0.00%	22		1			N		N/A	\$20.00	
36904	BOULOGNE VAL DE LIANE	04/16/1979	Active	23	1	1	0	0.00%	23	6	0			N	SC	11		
95602	BRUAY LA BUISSIERE	02/27/2006	Active	12	1	0	1	9.09%	11		0		3	R	SC	13		
146412	Bully Grand Conde	05/28/2021	Active	23	5	1	4	21.05%	23	3	0			N	S,SC	11		
36137	CALAIS DUC DE GUISE	10/31/1978	Active	27	3	0	3	12.50%	24		1			N	SC	1		
Exc Award (06/30/2016)																		
133783	Calais Notre Dame	03/12/2018	Active	15	1	2	-1	-6.25%	16	4	0			N		19	\$1,080.32	
18937	CALAIS, PAYS D'OPALE	02/09/1956	Active	17	3	1	2	13.33%	15	5	0				S,VP	24+	\$104.13	
18938	CAMBRAI LOUIS BLERIOT	07/07/1956	Active	26	1	0	1	4.00%	25		0			N		11	\$1,561.92	
Exc Award (06/30/2023)																		
53129	CAMBRAI PAIX DES DAMES	05/20/1992	Active	34	3	0	3	9.68%	31		0			N		7	\$1,048.23	
Exc Award (06/30/2016, 06/30/2017, 06/30/20)																		
18939	CARVIN PAS DE CALAIS	04/26/1956	Active	23	1	5	-4	-14.81%	27	28	1				VP,SC	N/A		
33273	CHANTILLY CONNETABLE	01/31/1977	Active	21	4	5	-1	-4.55%	24	25	1		2	R		5	90+ Days	
Exc Award (06/30/2016)																		



# Club Health Assessment for District 103 N through May 2025

			Status	Membership							Reports					Finance	LCIF
Club Number	Club Name	Charter Date		Current Member Count	YTD Members Added	YTD Members Dropped	YTD Net Growth	YTD Net Growth%	Member Count 12 Months Ago	Avg. length of service for dropped members	Months Since Last MMR ***	Yrs. Since Last Officer Report	President Rotation	Vice President Reported ****	Months Since Last Activity Report ***	Account Balance	Donations for current Fiscal Year
			Number of times on status quo within last two years	If below 15 members appears				If net loss is greater than 20% appears			If no report in 3 months appears in	When more than one year appears in	Number of repeat terms	Notes the officers that do not have an active	If no report at 12 months appears in red		
18940	CHAUNY LA FERRE	12/20/1960	Active	20	1	1	0	0.00%	21	1	0		2	R	5	90+ Days	
18941	CLERMONT EN BEAUVAISIS	06/17/1957	Active	20	0	0	0	0.00%	20		1			N	8		\$1,577.38
Exc Award (06/30/2016)																	
18942	COMPIEGNE IMPERIALE	02/20/1957	Active	15	1	2	-1	-6.25%	16	52	0			N	N/R		\$50.00
57475	COMPIEGNE OISE LA VALLEE	11/06/1995	Active	10	0	1	-1	-9.09%	13	20	0		2		VP	0	
Exc Award (06/30/2016)																	
34292	COMPIEGNE ROYAL LIEU	06/27/1977	Active	23	1	0	1	4.55%	22		0				VP,SC	24+	90+ Days
18943	CREPY EN VALOIS	11/22/1968	Active	16	0	0	0	0.00%	16		0			N	SC	2	
18948	DOUAI BEFFROI	01/19/1955	Active	19	1	1	0	0.00%	19	14	1				VP,SC	24+	\$2,092.87
43241	DOUAI GAYANT	12/12/1983	Active	30	0	1	-1	-3.23%	31	25	0			N	T	N/A	
18945	DOULLENS	03/17/1960	Active	25	2	2	0	0.00%	23	34	2		2	R	P	N/R	\$2,092.87
41357	DUNKERQUE FORCE 9	05/04/1982	Active	39	4	1	3	8.33%	36	0	0			N	SC	0	
Exc Award (06/30/2016)																	
18947	DUNKERQUE JEAN BART	04/20/1955	Active	27	1	2	-1	-3.57%	28	38	0				T,M,VP,SC	24+	90+ Days
Exc Award (06/30/2016)																	
56392	FRANCE VISION NOEUX LES MINES	01/05/1995	Active	6	5	2	3	100.00%	8	10	0				M,VP,SC	24+	
56776	GOUVIEUX LA NONETTE	04/07/1995	Active	18	3	1	2	12.50%	16	7	0		2	N		11	\$1,567.07
49001	GRAVELINES ENERGIE	11/02/1988	Active	14	0	3	-3	-17.65%	17	25	1			N	SC	24+	\$1,047.91
50508	HAM PICARDIE	05/08/1990	Active	3	0	1	-1	-25.00%	4	10	0		4	R	M,SC	24+	
18954	HAZEBROUCK	12/12/1962	Active	25	1	1	0	0.00%	25	50	0			N	SC	12	90+ Days
18956	HESDIN PAS DE CALAIS	04/02/1957	Active	26	0	1	-1	-3.70%	27	19	1			N		N/A	\$1,041.28
Exc Award (06/30/2016)																	
18957	LA BASSEE LES WEPPEES	05/27/1963	Active	14	1	3	-2	-12.50%	16	17	0			IP		10	\$2,164.45
Exc Award (06/30/2016)																	
43632	LA MADELEINE	03/23/1984	Active	7	0	4	-4	-36.36%	11	11	0				M,VP,SC	24+	\$1,193.93
Exc Award (06/30/2016)																	
18958	LAON	10/13/1957	Active	33	2	1	1	3.13%	32	6	0			N		6	\$2,092.87



# Club Health Assessment for District 103 N through May 2025

			Status	Membership							Reports					Finance		LCIF
Club Number	Club Name	Charter Date		Current Member Count	YTD Members Added	YTD Members Dropped	YTD Net Growth	YTD Net Growth%	Member Count 12 Months Ago	Avg. length of service for dropped members	Months Since Last MMR ***	Yrs. Since Last Officer Report	President Rotation	Vice President Reported ****	Months Since Last Activity Report ***	Account Balance	Donations for current Fiscal Year	
			Number of times on status quo within last two years	If below 15 members appears				If net loss is greater than 20% appears			If no report in 3 months appears in	When more than one year appears in	Number of repeat terms	Notes the officers that do not have an active	If no report at 12 months appears in red			
18960	LE CATEAU CAMBRESIS CAUDRY	04/10/1970	Active	23	0	1	-1	-4.17%	25	19	0			N	N/A		\$836.12	
58282	LE TOUQUET PARIS PLAG	05/17/1996	Active	20	1	1	0	0.00%	16	1	1			N	6		\$312.39	
Exc Award (06/30/2024)																		
18963	LENS PAS DE CALAIS	01/27/1956	Active	26	1	0	1	4.00%	24		1			N	14			
38171	LIANCOURT-NOGENT SUR OISE	03/10/1980	Active	6	0	0	0	0.00%	6		0			VP,SC	0		\$1,356.76	
107491	LILLE CONVERGENCE	02/12/2010	Active	19	1	1	0	0.00%	20	16	0			N	M	N/A		
Exc Award (06/30/2016)																		
18965	LILLE FAIDHERBE	12/23/1964	Active	24	2	1	1	4.35%	24	2	1			N	N/R		\$1,051.59	
32960	LILLE HAUBOURDIN	11/09/1976	Active	20	1	2	-1	-4.76%	22	36	0			N	M,SC	0	90+ Days	
78564	LILLE LES HAUTS DE LILLE	03/26/2004	Active	17	1	0	1	6.25%	16		0			N	M,SC	24+	\$221.64	
120791	Lille Lyderic	11/22/2013	Active	7	0	1	-1	-12.50%	9	11	1		2	VP,SC	11			
Exc Award (06/30/2023)																		
51229	LILLE OPERA	01/23/1991	Active	31	0	3	-3	-8.82%	34	18	1			VP	13			
Exc Award (06/30/2016)																		
18970	LILLE PEVELE MELANTOIS	06/12/1973	Active	26	3	2	1	4.00%	27	18	0			N	18		\$1,041.28	
Exc Award (06/30/2016, 06/30/2017)																		
18964	LILLE RENAISSANCE	11/12/1953	Active	15	1	0	1	7.14%	14		0			P,VP,SC	24+	90+ Days	\$157.74	
49877	LILLE WATTIGNIES	10/06/1989	Active	29	1	2	-1	-3.33%	30	13	0			N	M,SC	13	\$560.64	
Exc Award (06/30/2016, 06/30/2017)																		
45902	MARCQ EN BAROEUL	03/25/1986	Active	38	3	3	0	0.00%	36	8	0			N	0	90+ Days	\$1,093.34	
60778	MAUBEUGE FLORIANES	05/13/1998	Active	13	1	1	0	0.00%	13	26	0			VP	24+			
18967	MAUBEUGE HAINAUT	04/01/1957	Active	40	4	2	2	5.26%	39	11	0			N	P,M	1	90+ Days	
Exc Award (06/30/2016, 06/30/2018, 06/30/2020)																		
46314	MAUBEUGE VAUBAN	06/18/1986	Active	8	1	1	0	0.00%	8	1	1		2	N	11		\$210.32	
101866	MERS LES BAINS	05/02/2008	Active	13	0	0	0	0.00%	13		0		2	N	SC	6	\$2,408.35	
Exc Award (06/30/2016)																		
18968	MONTDIDIER DOYEN	06/22/1965	Active	9	1	0	1	12.50%	8		0			N	SC	11		



# Club Health Assessment for District 103 N through May 2025

			Status	Membership						Reports					Finance		LCIF
Club Number	Club Name	Charter Date		Current Member Count	YTD Members Added	YTD Members Dropped	YTD Net Growth	YTD Net Growth%	Member Count 12 Months Ago	Avg. length of service for dropped members	Months Since Last MMR ***	Yrs. Since Last Officer Report	President Rotation	Vice President Reported ****	Months Since Last Activity Report ***	Account Balance	Donations for current Fiscal Year
			Number of times on status quo within last two years	If below 15 members appears				If net loss is greater than 20% appears			If no report in 3 months appears in	When more than one year appears in	Number of repeat terms	Notes the officers that do not have an active	If no report at 12 months red		
43500	MONTREUIL ET SES VALLEES	02/27/1984	Active	21	4	1	3	16.67%	18	4	0			VP	0		
	Exc Award (06/30/2016)																
37592	MOUVAUX LE BOSQUIEL	10/09/1979	Active	13	0	3	-3	-18.75%	14	2	0			VP,SC	6		\$2,111.03
	Exc Award (06/30/2016, 06/30/2024)																
18969	NOYON OISE	01/15/1955	Active	13	1	2	-1	-7.14%	14	8	0			N	12		
129428	Orchies	11/30/2016	Active	29	7	1	6	26.09%	21	0	0			N	6		
33347	PERONNE SANTERRE VERMANDOIS	02/03/1977	Active	22	0	0	0	0.00%	22		1			N	SC	N/A	
	Exc Award (06/30/2016)																
18972	ROUBAIX CROIX BARBIEUX	10/27/1966	Active	27	1	0	1	3.85%	26		0			N	6		
44745	SAINT POL EN TERNOIS	03/22/1985	Active	21	1	0	1	5.00%	20		0			N	24+		\$1,084.84
18977	SAINT QUENTIN	07/04/1957	Active	20	1	3	-2	-9.09%	20	25	0			N	SC	N/A	
18953	SAINT-QUENTIN-VALLEE DE L'OISE	03/23/1959	Active	22	3	2	1	4.76%	21	8	0			N	SC	N/A	
18980	SENLIS TROIS FORETS	03/05/1957	Active	28	0	3	-3	-9.68%	31	15	0			N	4		\$4,151.25
18981	SOISSONS AISNE	12/12/1956	Active	26	2	1	1	4.00%	25	1	0			N	8	90+ Days	
77699	SOMAIN BEAUREPAIRE	11/24/2003	Active	10	2	3	-1	-9.09%	11	9	1			N	SC	24+	
	Exc Award (06/30/2016, 06/30/2024)																
18976	ST AMAND LES EAUX	01/04/1957	Active	9	2	4	-2	-18.18%	11	21	0			T,M,VP,SC	N/R		
18979	ST OMER	07/17/1956	Active	21	1	1	0	0.00%	23	34	1			N	6		
	Exc Award (06/30/2018)																
32423	VAL DE LYS	06/16/1976	Active	16	1	2	-1	-5.88%	17	23	0			N	SC	8	
	Exc Award (06/30/2016)																
55595	VALENCIENNES CARPEAUX	04/25/1994	Active	24	0	2	-2	-7.69%	25	1	1			N	11		
	Exc Award (06/30/2023)																
18985	VALENCIENNES CENTRE	06/24/1955	Active	15	0	0	0	0.00%	16		1			N	VP	24+	
149166	Valenciennes La Rhonelle	02/15/2022	Active	15	3	1	2	15.38%	21	3	0				VP	11	
37069	VALENCIENNES VAL DE L'ESCAUT	05/11/1979	Active	20	1	0	1	5.26%	21		1			N	SC	11	
	Exc Award (06/30/2016)																



## Club Health Assessment for District 103 N through May 2025

			Status	Membership						Reports				Finance	LCIF		
Club Number	Club Name	Charter Date		Current Member Count	YTD Members Added	YTD Members Dropped	YTD Net Growth	YTD Net Growth%	Member Count 12 Months Ago	Avg. length of service for dropped members	Months Since Last MMR ***	Yrs. Since Last Officer Report	President Rotation	Vice President Reported ****	Months Since Last Activity Report ***	Account Balance	Donations for current Fiscal Year
			Number of times on status quo within last two years	If below 15 members appears				If net loss is greater than 20% appears			If no report in 3 months appears in	When more than one year appears in	Number of repeat terms	Notes the officers that do not have an active	If no report at 12 months appears in red		
48109	VALENCIENNES VAL DES CYGNES Exc Award (06/30/2016)	02/08/1988	Active	12	4	0	4	50.00%	10		0			N	SC	11	
18987	VERVINS	03/18/1958	Active	15	1	0	1	7.14%	15		0			N	M,SC	N/R	90+ Days
18989	VILLERS COTTERETS	06/08/1971	Active	20	5	3	2	11.11%	18	37	0				VP,SC	24+	90+ Days
18988	VIMY CINQUANTENAIRE	03/19/1969	Active	18	1	2	-1	-5.26%	19	5	0			R	T,M	N/A	
47149	WASQUEHAL	04/07/1987	Active	16	2	1	1	6.67%	15	27	1				VP,SC	6	90+ Days
																	\$1,367.36

Clubs Cancelled Previous Fiscal Year – Clubs Cancelled within last 12 months may be reinstated

Club Number	Club Name	Charter Date	Current Status*	Cancellation Date
18983	TOURCOING CENTRE	09/30/1953	Cancelled(6*)	07/29/2023
47355	TOURCOING SEPTENTRION	05/26/1987	Cancelled(6*)	01/29/2024

Current Total Clubs Count	YTD New Clubs Count	YTD Cancelled Clubs Count	YTD Net Club Gain	Current Total Members Count	YTD Add	YTD Drop	YTD Net Growth	YTD Net Growth %	Member Count 12 Months Ago	Average Member Count Per Club	% of Clubs with less than 20 members	% No MMR in 3 Months	% No Officer Report in 12 Months	% of Clubs with balance 90+ days	Number of Clubs in Status Quo	% Status Quo Clubs in Financial Suspension	Number of Cancelled Clubs	Average Cancelled Club Age	Members Lost Due to Cancellation	% of Clubs Cancelled for Non-Financial Reasons
103	1	0	1	2,040	174	145	29	1.44%	2,052	20	48%	1%	0%	17%	0	0%	0	0	0	0%

\* - P - Priority Club. Cancellation Reasons: 1-Objectives/conduct, 2-Non-active club, 5-Non-existing club, 6-Disbanding, 7-Merger, 8-Financial Suspension, 9-District/Multiple District Dues.

\*\* - Abbreviation: P-President, S-Secretary, T-Treasurer, M-Member Chairperson, VP-First Vice President, MC-Communications Chairperson, SC-Service Chairperson

\*\*\* - Abbreviation: N/R - Never reported using the Lions Clubs website, N/A - Not applicable, No password registered for the Lions Clubs website.

\*\*\*\* - Abbreviation: N - New, IP - Immediate Past, R - Repeat.



# Club Health Assessment for District 103NIE through May 2025

			Status	Membership							Reports					Finance		LCIF
Club Number	Club Name	Charter Date		Current Member Count	YTD Members Added	YTD Members Dropped	YTD Net Growth	YTD Net Growth%	Member Count 12 Months Ago	Avg. length of service for dropped members	Months Since Last MMR ***	Yrs. Since Last Officer Report	President Rotation	Vice President Reported ****	Months Since Last Activity Report ***	Account Balance	Donations for current Fiscal Year	
			Number of times on status quo within last two years	If below 15 members appears					If net loss is greater than 20% appears			If no report in 3 months appears in	When more than one year appears in	Number of repeat terms	Notes the officers that do not have an active	If no report at 12 months red		
Clubs less than two years old																		
156541	Deauville Côte Fleurie	11/13/2023	Active	28	2	2	0	0.00%	26	2	0		2	N	1			
156818	Le Mesnil Esnard Rollon	02/13/2024	Active(1)	19	3	5	-2	-9.52%	21	1	0		2		VP	N/A	90+ Days	\$105.16
154401	Saint Hilaire du Harcouet	06/06/2023	Active	23	7	2	5	27.78%	20	1	0				T,M,VP,SC	N/A	90+ Days	
Clubs more than two years old																		
19352	ALENCON CITE	12/07/1956	Active	34	2	1	1	3.03%	33	9	1			N	11			
Exc Award (06/30/2016, 06/30/2024)																		
56178	ALENCON LE POINT DES DUCS	10/25/1994	Active	19	6	3	3	18.75%	19	19	0				VP,SC	24+	90+ Days	\$540.16
Exc Award (06/30/2016)																		
19355	ARGENTAN	06/08/1965	Active	26	0	2	-2	-7.14%	28	19	0			N	N/R			\$1,046.43
Exc Award (06/30/2018)																		
18930	AUMALE BLANGY	01/22/1964	Active	17	1	0	1	6.25%	16		1			N	13			
19356	AVRANCHES-MONT SAINT MICHEL	12/21/1955	Active	33	1	0	1	3.13%	33		0			N	M	11		\$5,206.42
Exc Award (06/30/2023)																		
35772	BAGNOLES PAYS D'ANDAIN	06/26/1978	Active	30	2	1	1	3.45%	29	30	0			N	SC	13		\$2,092.87
LC																		
30442	BAYEUX	03/21/1975	Active	29	1	0	1	3.57%	28		0			N	2			\$542.28
Exc Award (06/30/2016, 06/30/2023)																		
53728	BREHAL VALLE DE LA SIENNE	10/08/1992	Active	11	1	1	0	0.00%	11	2	0		2	N	M	0	90+ Days	
19360	CABOURG	10/09/1955	Active	33	3	0	3	10.00%	28		0			N	6			\$2,340.94
Exc Award (06/30/2017, 06/30/2024)																		
49973	CAEN COTE DE NACRE	11/20/1989	Active	20	1	1	0	0.00%	20	6	0			N	13			
Exc Award (06/30/2023)																		
19361	CAEN DOYEN	11/05/1954	Active	15	0	0	0	0.00%	15		1			N	0			
140773	Caen Normandie Culture et Passions	01/24/2020	Active	9	1	7	-6	-40.00%	17	11	0		2	N	T,SC	1		\$210.32
48207	CAEN REINE MATHILDE	03/07/1988	Active	12	2	1	1	9.09%	11	31	0			N	5			
Exc Award (06/30/2023)																		





# Club Health Assessment for District 103NIE through May 2025

			Status	Membership							Reports					Finance		LCIF
Club Number	Club Name	Charter Date		Current Member Count	YTD Members Added	YTD Members Dropped	YTD Net Growth	YTD Net Growth%	Member Count 12 Months Ago	Avg. length of service for dropped members	Months Since Last MMR ***	Yrs. Since Last Officer Report	President Rotation	Vice President Reported ****	Months Since Last Activity Report ***	Account Balance	Donations for current Fiscal Year	
			Number of times on status quo within last two years	If below 15 members appears						If net loss is greater than 20% appears	If no report in 3 months appears in	When more than one year appears in	Number of repeat terms	Notes the officers that do not have an active	If no report at 12 months appears in red			
19362	CAEN VIKING Exc Award (06/30/2021)	10/10/1972	Active	26	2	4	-2	-7.14%	28	27	0			N	0	90+ Days		
65154	CHERBOURG CHANTEREYNE Exc Award (06/30/2017)	03/13/2002	Active	33	2	1	1	3.13%	31	0	0			N	SC	1	\$2,293.90	
19364	CHERBOURG CITE MARITIME	03/15/1955	Active	20	0	0	0	0.00%	19		1			N	SC	13	\$846.01	
19366	COUTANCES	02/16/1971	Active	15	3	1	2	15.38%	14	2	0			R	T,VP,SC	1	\$1,041.28	
19409	DEAUVILLE TROUVILLE DOYEN Exc Award (06/30/2017)	09/29/1955	Active	27	1	5	-4	-12.90%	31	13	0			N		2	\$1,024.98	
18944	DIEPPE DOYEN	01/11/1956	Active	33	6	1	5	17.86%	28	34	0		2	N		11	\$3,134.64	
45903	DIEPPE VERRAZANE	03/14/1986	Active	26	1	4	-3	-10.34%	30	14	0				VP,SC	0	\$40.00	
49878	DOMFRONT PAYS DU DOMFRONTAIS	10/06/1989	Active	21	0	0	0	0.00%	21		0			N	SC	N/A	\$100.00	
18946	DUCLAIR LES ABBAYES	05/12/1966	Active	25	0	2	-2	-7.41%	27	15	0			N		13	\$4,275.32	
18949	ELBEUF Exc Award (06/30/2023)	12/01/1960	Active	40	3	3	0	0.00%	43	18	0			N	P	24+	90+ Days \$3,289.24	
18950	EU	05/11/1959	Active	20	1	2	-1	-4.76%	21	8	0			N		11	\$1,041.28	
19369	EVREUX DOYEN	05/17/1957	Active	26	1	0	1	4.00%	29		1			IP		13	90+ Days \$1,000.00	
45904	EVREUX LES CENTS PONTS	03/14/1986	Active	22	1	0	1	4.76%	21		0			N	T	11		
56095	EVREUX PRE MARGOT	09/20/1994	Active	10	0	2	-2	-16.67%	13	20	1			N	S,SC	17		
138320	Evreux Voie Nouvelle	05/20/2019	Active	18	2	0	2	12.50%	16		0			N		2	\$1,068.07	
31357	FALAISE Exc Award (06/30/2021)	11/03/1975	Active	29	1	0	1	3.57%	27		0			N	SC	N/R	\$1,577.38	
18951	FECAMP	11/09/1960	Active	12	0	1	-1	-7.69%	13	37	0			N	S,SC	24+		
19371	FLERS	09/05/1968	Active	27	2	4	-2	-6.90%	29	21	0			N	SC	11	90+ Days \$416.19	
63033	FORGES NEUFCHATEL GOURNAY	04/03/2000	Active	4	0	1	-1	-20.00%	5	24	0		3		S,M,VP,SC	N/R		
63536	GISORS CITADELLE	08/28/2000	Active	7	0	1	-1	-12.50%	9	1	0		2	R	M,SC	15		



# Club Health Assessment for District 103NIE through May 2025

			Status	Membership							Reports					Finance		LCIF		
Club Number	Club Name	Charter Date		Current Member Count	YTD Members Added	YTD Members Dropped	YTD Net Growth	YTD Net Growth%	Member Count 12 Months Ago	Avg. length of service for dropped members	Months Since Last MMR ***	Yrs. Since Last Officer Report	President Rotation	Vice President Reported ****	Months Since Last Activity Report ***	Account Balance	Donations for current Fiscal Year			
			Number of times on status quo within last two years	If below 15 members appears					If net loss is greater than 20% appears					If no report in 3 months appears in	When more than one year appears in	Number of repeat terms	Notes the officers that do not have an active	If no report at 12 months appears in red		
19373	GISORS-LES TEMPLIERS	07/23/1965	Active	18	4	3	1	5.88%	17	4	0		2	R	SC	11		\$542.28		
Exc Award (06/30/2017, 06/30/2019)																				
19374	GRANVILLE ILES CHAUSEY	02/05/1958	Active	30	2	1	1	3.45%	29	8	0			N		11		\$542.28		
105338	HONFLEUR	04/23/2009	Active	9	0	2	-2	-18.18%	11	3	0				VP	1		\$479.81		
19375	ISIGNY CARENTAN	04/23/1956	Active	23	0	1	-1	-4.17%	24	5	1			N		1		\$4,121.46		
18959	LA VALLEE D OR	03/19/1963	Active	21	1	3	-2	-8.70%	23	9	1			N		12		\$1,051.59		
19378	L'AIGLE-VALLEE DE LA RISLE	04/25/1967	Active	19	0	1	-1	-5.00%	21	1	0			N	SC	11		\$1,051.58		
18961	LE HAVRE DOYEN	12/07/1956	Active	32	1	0	1	3.23%	31		0			N		12				
154204	Le Havre En Scene	05/11/2023	Active	24	1	2	-1	-4.00%	28	2	1			N	SC	13		\$156.07		
30602	LE HAVRE EXPANSION	04/18/1975	Active	9	0	0	0	0.00%	10		0		4	N	M,SC	24+		\$325.37		
Exc Award (06/30/2021)																				
51946	LE HAVRE GRAND LARGE	08/05/1991	Active	18	1	0	1	5.88%	18		0		2	N		4		\$1,064.72		
Exc Award (06/30/2018, 06/30/2024)																				
18962	LE HAVRE PORTE OCEANE	01/25/1971	Active	16	0	1	-1	-5.88%	20	1	0			N	SC	24+				
127099	Le Havre Salamandre	03/21/2016	Active	21	2	2	0	0.00%	21	2	0			N		4	90+ Days			
19384	LES ANDELYS	05/20/1969	Active	10	0	2	-2	-16.67%	13	2	1			N		0				
19385	LISIEUX	10/08/1955	Active	20	1	1	0	0.00%	20	9	0			N		6				
Exc Award (06/30/2016)																				
19387	LOUVIERS-LE NEUBOURG L C	02/07/1962	Active	15	1	3	-2	-11.76%	16	26	1			N		17		\$1,000.00		
54297	MONT SAINT AIGNAN BL DE CASTIL	03/30/1993	Active	12	0	1	-1	-7.69%	13	13	0			N		11		\$210.32		
19391	MORTAGNE PERCHE L C	06/19/1972	Active	19	0	1	-1	-5.00%	20	5	0			N		14				
19394	PACY SUR EURE	02/08/1972	Active	21	5	1	4	23.53%	18	1	0		2		M,VP	1		\$520.24		
129331	Pacy Vallee De LEure	10/31/2016	Active	28	5	3	2	7.69%	28	5	0			N		5		\$520.24		
Exc Award (06/30/2021)																				
36138	PONT-AUDEMER	10/09/1978	Active	12	0	0	0	0.00%	13		0				VP,SC	N/R				
68649	PONT-L'ÉVÊQUE VAL D'AUGE	04/24/2003	Active	22	0	1	-1	-4.35%	23	14	0			N	SC	16				



# Club Health Assessment for District 103NIE through May 2025


			Status	Membership							Reports				Finance	LCIF		
Club Number	Club Name	Charter Date		Current Member Count	YTD Members Added	YTD Members Dropped	YTD Net Growth	YTD Net Growth%	Member Count 12 Months Ago	Avg. length of service for dropped members	Months Since Last MMR ***	Yrs. Since Last Officer Report	President Rotation	Vice President Reported ****	Months Since Last Activity Report ***	Account Balance	Donations for current Fiscal Year	
			Number of times on status quo within last two years	If below 15 members appears					If net loss is greater than 20% appears			If no report in 3 months appears in	When more than one year appears in	Number of repeat terms	Notes the officers that do not have an active	If no report at 12 months appears in red		
49002	ROUEN COEUR DE LION	11/02/1988	Active	14	1	1	0	0.00%	14	7	1		2	VP	11	90+ Days	\$520.24	
18973	ROUEN DOYEN DE NORMANDIE VALLEE DE LA	12/04/1951	Active	17	0	1	-1	-5.56%	18	63	0			VP	6		\$1,051.58	
18974	ROUEN DRAKKAR	01/24/1972	Active	20	6	0	6	42.86%	14		0		2	N	0		\$350.00	
46732	SAINT ANDRE DE L'EURE	12/11/1986	Active	9	2	0	2	28.57%	7		0			VP	7		\$420.64	
19404	SAINT LO	12/19/1955	Active	38	1	1	0	0.00%	37	14	0			N	N/A			
63648	SAINTE ADRESSE	10/24/2000	Active	22	0	0	0	0.00%	24		0			N	M,SC		24+	
18978	ST VALERY EN CAUX	02/16/1956	Active	13	1	0	1	8.33%	12		0		3	VP,SC	3		\$418.42	
46587	TINCHEBRAY CONDE SUR NOIREAU	10/14/1986	Active	25	0	1	-1	-3.85%	27	10	0			N	SC		24+	\$2,160.64
85026	VALOGNES SAINTE MERE EGLISE	03/14/2005	Active	12	2	0	2	20.00%	10		0			N	SC		24+	\$2,148.39
19412	VERNEUIL SUR AVRE	01/07/1960	Active	12	1	0	1	9.09%	11		1			N	M,SC		24+	
19413	VERNON	03/09/1955	Active	13	0	5	-5	-27.78%	18	14	0			VP	7	\$1,051.59		
149644	Villers Sur Mer	01/20/2022	Active	20	4	2	2	11.11%	19	3	1			N	SC	N/A	90+ Days	
19414	VIMOUTIERS	03/25/1970	Active	17	0	1	-1	-5.56%	18	39	0			N		0	\$315.48	
Exc Award (06/30/2023)																		
19415	VIRE	06/18/1965	Active	18	0	1	-1	-5.26%	20	34	1			N	SC	13	\$1,040.49	
Exc Award (06/30/2023)																		
45417	YVETOT TERRE DE CAUX	10/30/1985	Active	20	1	2	-1	-4.76%	21	9	1			N		19	\$1,062.92	
Exc Award (06/30/2021)																		

Clubs Cancelled Previous Fiscal Year – Clubs Cancelled within last 12 months may be reinstated

Club Number	Club Name	Charter Date	Current Status*	Cancellation Date
108092	CAEN LEOPARDS	04/23/2010	Cancelled(6*)	07/29/2023



# Club Health Assessment for District 103NIE through May 2025

				Status		Membership							Reports					Finance		LCIF
						Current Member Count	YTD Members Added	YTD Members Dropped	YTD Net Growth	YTD Net Growth%	Member Count 12 Months Ago	Avg. length of service for dropped members	Months Since Last MMR ***	Yrs. Since Last Officer Report	President Rotation	Vice President Reported ****	Months Since Last Activity Report ***	Account Balance	Donations for current Fiscal Year	
Club Number	Club Name	Charter Date																		
			Number of times on status quo within last two years	If below 15 members appears				If net loss is greater than 20% appears			If no report in 3 months appears in	When more than one year appears in	Number of repeat terms	Notes the officers that do not have an active	If no report at 12 months appears in red					
Current Total Clubs Count	YTD New Clubs Count	YTD Cancelled Clubs Count	YTD Net Club Gain	Current Total Members Count	YTD Add	YTD Drop	YTD Net Growth	YTD Net Growth %	Member Count 12 Months Ago	Average Member Count Per Club	% of Clubs with less than 20 members	% No MMR in 3 Months	% No Officer Report in 12 Months	% of Clubs with balance 90+ days	Number of Clubs in Status Quo	% Status Quo Clubs in Financial Suspension	Number of Cancelled Clubs	Average Cancelled Club Age	Members Lost Due to Cancellation	% of Clubs Cancelled for Non-Financial Reasons
72	0	0	0	1,468	102	102	0	0.00%	1,497	20	46%	0%	0%	15%	0	0%	0	0	0	0%

\* - P - Priority Club. Cancellation Reasons: 1-Objectives/conduct, 2-Non-active club, 5-Non-existing club, 6-Disbanding, 7-Merger, 8-Financial Suspension, 9-District/Multiple District Dues.

\*\* - Abbreviation: P-President, S-Secretary, T-Treasurer, M-Member Chairperson, VP-First Vice President, MC-Communications Chairperson, SC-Service Chairperson

\*\*\* - Abbreviation: N/R - Never reported using the Lions Clubs website, N/A - Not applicable, No password registered for the Lions Clubs website.

\*\*\*\* - Abbreviation: N - New, IP - Immediate Past, R - Repeat.




# Club Health Assessment for District 103 E through May 2025

			Status	Membership							Reports					Finance		LCIF
Club Number	Club Name	Charter Date		Current Member Count	YTD Members Added	YTD Members Dropped	YTD Net Growth	YTD Net Growth%	Member Count 12 Months Ago	Avg. length of service for dropped members	Months Since Last MMR ***	Yrs. Since Last Officer Report	President Rotation	Vice President Reported ****	Months Since Last Activity Report ***	Account Balance	Donations for current Fiscal Year	
			Number of times on status quo within last two years	If below 15 members appears					If net loss is greater than 20% appears			If no report in 3 months appears in	When more than one year appears in	Number of repeat terms	Notes the officers that do not have an active	If no report at 12 months appears in red		
Clubs less than two years old																		
155415	Châlons-en-Champagne (Effervescence)	01/08/2024	Active	19	0	0	0	0.00%	18		0			N	0		\$210.32	
157360	Dorlisheim Bugatti	06/06/2024	Active	23	2	4	-2	-8.00%	0	1	1		2	N	4	90+ Days	\$162.05	
158013	Mulhouse Filatures	04/05/2024	Active	18	2	0	2	12.50%	20		0		2	N	2	90+ Days		
180261	Nancy Metropole	01/09/2025	Active	19	22	3	19	100.00%	0	1	0			R	N/R			
154695	Pays de Bitche	06/06/2023	Active	13	0	8	-8	-38.10%	20	2	0			N	SC	2		
Clubs more than two years old																		
48262	ALTKIRCH SUNDGAU	03/15/1988	Active	25	1	2	-1	-3.85%	27	34	0			R	1		\$1,561.93	
34211	BAINS LES BAINS	06/27/1977	Active	6	0	0	0	0.00%	7		0			M,VP,SC	11		\$1,084.57	
18991	BAR LE DUC	02/26/1960	Active	19	1	2	-1	-5.00%	20	2	1		2	VP	16			
18992	BAR SUR AUBE	12/22/1961	Active	14	1	0	1	7.69%	13		0			N	T,SC	4	90+ Days	
29412	BARR	05/31/1974	Active	28	2	1	1	3.70%	26	9	0			N	VP	13	90+ Days	
36392	BAR-SUR-SEINE	12/29/1978	Active	16	0	1	-1	-5.88%	17	2	0			N	M,SC	11		
29504	BENFELD ERSTEIN	06/18/1974	Active	31	3	1	2	6.90%	24	1	0			N	SC	6	90+ Days	
18994	BOUZONVILLE	10/14/1963	Active	14	2	1	1	7.69%	13	0	0			N	SC	0		
Exc Award (06/30/2018, 06/30/2023)																		
88571	BRUMATH CHARLES GUSTAVE STOSKOPF	06/08/2005	Active	10	1	1	0	0.00%	10	1	0		2	R	2		\$572.92	
38316	CHALONS ST VINCENT	04/07/1980	Active	38	0	0	0	0.00%	38		0			N	6		\$2,473.66	
52047	CHALONS SUR MARNE CHALONS VINE	10/02/1991	Active	17	2	2	0	0.00%	17	5	0		2	R	7	90+ Days	\$638.83	
18996	CHARLEVILLE MEZIERES	03/16/1961	Active	17	0	1	-1	-5.56%	19	9	0			N	T	17		
Exc Award (06/30/2023)																		
43633	CHARLEVILLE RIMBAUD	03/23/1984	Active	21	1	8	-7	-25.00%	28	15	0			N	0	90+ Days	\$2,645.30	
36067	CHARLEVILLE VAL DE MEUSE	09/29/1978	Active	27	0	0	0	0.00%	28		0			N	0		\$3,637.34	
Exc Award (06/30/2018, 06/30/2023, 06/30/2024)																		
18997	CHARMES	10/06/1967	Active	6	1	6	-5	-45.45%	11	15	1		3	VP,SC	N/R			




# Club Health Assessment for District 103 E through May 2025

			Status	Membership						Reports					Finance		LCIF
Club Number	Club Name	Charter Date		Current Member Count	YTD Members Added	YTD Members Dropped	YTD Net Growth	YTD Net Growth%	Member Count 12 Months Ago	Avg. length of service for dropped members	Months Since Last MMR ***	Yrs. Since Last Officer Report	President Rotation	Vice President Reported ****	Months Since Last Activity Report ***	Account Balance	Donations for current Fiscal Year
			Number of times on status quo within last two years	If below 15 members appears				If net loss is greater than 20% appears			If no report in 3 months appears in	When more than one year appears in	Number of repeat terms	Notes the officers that do not have an active	If no report at 12 months appears in red		
110146	CHATEAU THIERRY CITE DES FABLES	01/20/2011	Active	17	1	0	1	6.25%	16		1			N SC	7	90+ Days	\$1,572.23
19049	CHATEAU THIERRY VALLEE DE LA M Exc Award (06/30/2016)	06/19/1972	Active	20	1	0	1	5.26%	19		0			N T,SC	12	90+ Days	\$3,154.77
56670	CHATEAU-THIERRY JEANNE DE NAVA	03/16/1995	Active	12	1	0	1	9.09%	11		0		IP	SC	10		\$520.64
18999	CHAUMONT CHAMPAGNE	02/20/1958	Active	29	2	2	0	0.00%	28	10	0			M,VP,SC	14		\$1,561.93
46733	CHAUMONT DONJON	12/23/1986	Active	18	0	1	-1	-5.26%	19	33	0		N	SC	15		\$1,041.28
54548	COLMAR ALLIANCE DECAPOLE	06/01/1993	Active	10	0	0	0	0.00%	10		0		N		3		\$156.73
19000	COLMAR DOYEN BARTHOLDI	02/10/1958	Active	21	1	0	1	5.00%	21		0		2	N	0		
137289	Colmar Petite Venise	01/29/2019	Active	18	3	1	2	12.50%	16	5	1		2	N M	7		
19010	COLMAR SCHWEITZER	01/15/1970	Active	21	1	0	1	5.00%	20		2		2	R	6		
62120	COMMERCEY-VAL DE MEUSE	06/17/1999	Active	16	0	3	-3	-15.79%	19	4	0		N		13		\$522.44
42807	CREUTZWALD	06/29/1983	Active	24	8	0	8	50.00%	18		0		N		11	90+ Days	\$1,046.43
18993	DE BRIEY ET DU JARNISY	02/20/1963	Active	36	5	5	0	0.00%	34	4	0		N		3	90+ Days	\$1,593.87
127919	Ebersheim Plaine D'Alsace Exc Award (06/30/2018)	06/17/2016	Active	8	3	1	2	33.33%	6	0	0		2	N T	6		\$647.44
138499	Epernay Coeurs de Champagne	06/06/2019	Active	16	1	1	0	0.00%	16	0	0		N	VP	3		\$4,128.42
19001	EPERNAY MARNE Exc Award (06/30/2018, 06/30/2023)	01/14/1957	Active	29	1	1	0	0.00%	29	25	1		N		10		\$5,263.36
39887	EPERNAY VAL CHAMPAGNE Exc Award (06/30/2024)	05/26/1981	Active	21	2	1	1	5.00%	20	9	0			VP,SC	5		\$313.46
19002	EPINAL - CITÉ DES IMAGES	10/24/1957	Active	17	0	1	-1	-5.56%	21	10	0		N	M	1		\$902.08
19003	FORBACH	03/18/1959	Active	22	1	3	-2	-8.33%	24	13	0		N	SC	1		
19005	GERARDMER BRUYERES Exc Award (06/30/2018)	12/15/1970	Active	12	2	1	1	9.09%	11	0	5		N		2		
19004	GIVET	02/04/1964	Active	13	1	2	-1	-7.14%	14	2	0		N	SC	0		\$525.79



# Club Health Assessment for District 103 E through May 2025

			Status	Membership							Reports					Finance	LCIF
Club Number	Club Name	Charter Date		Current Member Count	YTD Members Added	YTD Members Dropped	YTD Net Growth	YTD Net Growth%	Member Count 12 Months Ago	Avg. length of service for dropped members	Months Since Last MMR ***	Yrs. Since Last Officer Report	President Rotation	Vice President Reported ****	Months Since Last Activity Report ***	Account Balance	Donations for current Fiscal Year
			Number of times on status quo within last two years	If below 15 members appears				If net loss is greater than 20% appears			If no report in 3 months appears in	When more than one year appears in	Number of repeat terms	Notes the officers that do not have an active	If no report at 12 months appears in red		
19006	GUEBWILLER	10/07/1967	Active	32	2	0	2	6.67%	31		0			N	5	90+ Days	\$1,271.18
	Exc Award (06/30/2018, 06/30/2022, 06/30/2024)																
19007	HAGUENAU	06/18/1968	Active	25	3	5	-2	-7.41%	27	20	0			M,VP,SC	7		\$313.81
40527	ILLKIRCH DOYEN	11/25/1981	Active	30	7	2	5	20.00%	25	30	0		R	SC	13		\$162.05
143160	ILLKIRCH Vers le Futur	10/05/2020	Active	9	0	3	-3	-25.00%	13	3	5		3	M,VP,SC	12		
43759	KOCHERSBERG	04/09/1984	Active	28	0	2	-2	-6.67%	27	31	0		N		N/A		\$1,156.07
84815	LA WANTZENAU	01/17/2005	Active	24	4	3	1	4.35%	23	9	0		N		2		\$1,041.28
19012	LONGWY	06/21/1961	Active	15	3	0	3	25.00%	12		0		N	M,SC	4	90+ Days	
19013	LUNEVILLE	12/01/1958	Active	15	0	3	-3	-16.67%	19	17	2			S,VP,SC	13		
129734	Luneville Chateau des Lumieres	01/04/2017	Active	26	0	0	0	0.00%	27		1			VP	17		\$542.28
19015	METZ DOYEN	12/20/1956	Active	22	3	0	3	15.79%	17		0		N	SC	6		\$213.95
	Exc Award (06/30/2024)																
141079	Metz Imperial	06/18/2020	Active	21	4	1	3	16.67%	21	1	0		IP		11	90+ Days	\$1,423.91
19016	METZ VAL DE METZ	01/17/1966	Active	20	2	2	0	0.00%	20	26	0		N		2	90+ Days	\$1,258.83
	Exc Award (06/30/2024)																
37358	METZ VERLAINE L C	06/25/1979	Active	20	2	0	2	11.11%	18		1		N		11		\$213.95
35070	MOLSHEIM VALLE DE LA BRUCHE	02/22/1978	Active	14	0	1	-1	-6.67%	15	14	0		N		6		
50072	MONTIGNY EUROPE	12/29/1989	Active	17	1	1	0	0.00%	17	13	0		R		13		\$534.99
19017	MULHOUSE DOYEN	10/30/1956	Active	5	0	0	0	0.00%	5		0		5	R	2		
19018	MULHOUSE EUROPE	12/27/1971	Active	12	1	0	1	9.09%	11		0		3	VP	3	90+ Days	\$525.79
	Exc Award (06/30/2018)																
51230	MULHOUSE HAUTE ALSACE	01/25/1991	Active	12	0	0	0	0.00%	12		0		2	R	2		\$1,613.68
44746	MULHOUSE ILLBERG	03/06/1985	Active	23	4	1	3	15.00%	23	23	0		N	M,VP,SC	11		\$156.73
	Exc Award (06/30/2018, 06/30/2023, 06/30/2024)																
63222	MUNSTER VAL SAINT GREGOIRE	05/25/2000	Active	11	2	1	1	10.00%	10	0	0		N		2	90+ Days	
85003	NANCY ART NOUVEAU	03/09/2005	Active	17	2	1	1	6.25%	16	10	0		N	S	11		





# Club Health Assessment for District 103 E through May 2025

			Status	Membership							Reports					Finance		LCIF
Club Number	Club Name	Charter Date		Current Member Count	YTD Members Added	YTD Members Dropped	YTD Net Growth	YTD Net Growth%	Member Count 12 Months Ago	Avg. length of service for dropped members	Months Since Last MMR ***	Yrs. Since Last Officer Report	President Rotation	Vice President Reported ****	Months Since Last Activity Report ***	Account Balance	Donations for current Fiscal Year	
			Number of times on status quo within last two years	If below 15 members appears				If net loss is greater than 20% appears			If no report in 3 months appears in	When more than one year appears in	Number of repeat terms	Notes the officers that do not have an active	If no report at 12 months appears in red			
Exc Award (06/30/2017)																		
139944	Nancy Beauregard	11/20/2019	Active	11	3	9	-6	-35.29%	18	3	0			VP,SC	11			
31039	NANCY COMMANDERIE	06/30/1975	Active	17	1	2	-1	-5.56%	18	34	0			N	12		\$2,082.56	
52368	NANCY LA DUCALE	01/09/1992	Active	9	0	0	0	0.00%	9		0		2	R	SC	11		
Exc Award (06/30/2023)																		
19020	NANCY PORTES D'OR	03/28/1968	Active	34	1	0	1	3.03%	33		0			N	11			
19019	NANCY STANISLAS DOYEN	02/21/1958	Active	28	13	25	-12	-30.00%	27	1	1		2	N	1		\$1,258.19	
Exc Award (06/30/2023)																		
43760	NEUF BRISACH VAUBAN	04/09/1984	Active	22	0	0	0	0.00%	22		0			N	13			
44747	NIEDERBRONN LES BAINS	03/06/1985	Active	10	1	0	1	11.11%	6		0		2	R	SC	1		
19021	OBERNAI	04/15/1967	Active	25	0	2	-2	-7.41%	25	10	0		2	N	13		\$4,128.14	
29742	PHALSBOURG	08/08/1974	Active	23	5	2	3	15.00%	22	29	0			N	SC	5	90+ Days	
19022	PLOMBIERES REMIREMONT	10/23/1957	Active	15	1	0	1	7.14%	14		0			IP	12	90+ Days		
19023	POMPEY-LIVERDUN L C	05/03/1963	Active	12	2	1	1	9.09%	11	39	1		4	N	11		\$262.90	
36139	PONT A MOUSSON	10/09/1978	Active	24	1	1	0	0.00%	24	3	0		2	R	2		\$1,198.01	
Exc Award (06/30/2019, 06/30/2023)																		
19025	REIMS	07/24/1957	Active	25	2	1	1	4.17%	24	35	0			N	11	90+ Days		
19026	REIMS COLBERT	06/30/1971	Active	26	0	0	0	0.00%	27		2			N	12		\$156.73	
108435	REIMS MILLESIME	05/21/2010	Active	23	2	3	-1	-4.17%	27	6	0		2	N	14			
Exc Award (06/30/2018)																		
19027	RETHEL	10/07/1967	Active	22	1	1	0	0.00%	22	9	0			N	13		\$3,073.41	
19028	ROMILLY-NOGENT VAL DE LA HA SE	12/02/1959	Active	25	0	1	-1	-3.85%	27	8	0			N	6		\$2,269.01	
19029	SAINT AVOLD	06/08/1959	Active	22	1	0	1	4.76%	21		0			N	1			
62864	SAINT DIZIER 2000	03/03/2000	Active	21	2	0	2	10.53%	19		0			N	8		\$155.41	
Exc Award (06/30/2018)																		
19032	SAINT LOUIS	04/01/1959	Active	48	2	2	0	0.00%	50	7	0			N	S	11	\$4,954.18	
Exc Award (06/30/2017)																		



# Club Health Assessment for District 103 E through May 2025

			Status	Membership							Reports					Finance		LCIF
Club Number	Club Name	Charter Date		Current Member Count	YTD Members Added	YTD Members Dropped	YTD Net Growth	YTD Net Growth%	Member Count 12 Months Ago	Avg. length of service for dropped members	Months Since Last MMR ***	Yrs. Since Last Officer Report	President Rotation	Vice President Reported ****	Months Since Last Activity Report ***	Account Balance	Donations for current Fiscal Year	
			Number of times on status quo within last two years	If below 15 members appears						If net loss is greater than 20% appears	If no report in 3 months appears in	When more than one year appears in	Number of repeat terms	Notes the officers that do not have an active	If no report at 12 months appears in red			
19033	SAINT MIHIEL	12/14/1960	Active	20	2	1	1	5.26%	19	5	0			N	16	90+ Days		
19034	SAINTE MENEHOULD	12/23/1958	Active	10	0	0	0	0.00%	10		9		3	M,VP,SC	6			
19035	SARREBOURG	01/12/1959	Active	23	2	0	2	9.52%	22		0		N	M	3			
Exc Award (06/30/2023)																		
19036	SARREGUEMINES	04/15/1967	Active	34	0	1	-1	-2.86%	36	47	0			N	3			
Exc Award (06/30/2023)																		
18998	SAULNOIS	10/25/1970	Active	23	1	3	-2	-8.00%	25	1	1			N	11			
19037	SAVERNE	05/06/1969	Active	26	0	1	-1	-3.70%	27	6	0			N	2			
Exc Award (06/30/2022)																		
150093	Schirmeck-Haute Bruche	06/08/2022	Active	13	0	1	-1	-7.14%	16	2	0			N	N/A			
19038	SEDAN	12/01/1958	Active	23	2	2	0	0.00%	23	19	0			N	0			
19040	SELESTAT	12/13/1961	Active	19	1	2	-1	-5.00%	20	44	0			N	SC	11	90+ Days	
19030	HAUT-KOENIGSBOURG																	
19030	ST DIE	04/02/1958	Active	11	1	0	1	10.00%	11		0			N	SC	16		
19031	ST DIZIER GRAND DER	01/30/1958	Active	29	0	2	-2	-6.45%	31	25	2			R	11			
140342	Strasbourg Argentoratum	01/17/2020	Active	11	2	8	-6	-35.29%	17	7	0			N	7			
50903	STRASBOURG CATHEDRALE	08/20/1990	Active	33	1	1	0	0.00%	32	23	0			N	VP,SC	11		
150748	Strasbourg Gutenberg	06/20/2022	Active	13	1	3	-2	-13.33%	14	3	0			N	M,SC	12		
51746	STRASBOURG LA MARSEILLAISE	06/04/1991	Active	13	0	0	0	0.00%	13		6		3	P,S,M,VP,SC	N/A			
53406	STRASBOURG LES EUROPEENS	06/23/1992	Active	9	1	0	1	12.50%	9		0			N	1			
Exc Award (06/30/2018)																		
19042	STRASBOURG METRO EURO	06/29/1973	Active	26	2	0	2	8.33%	24		0			N	T,SC	1		
Exc Award (06/30/2024)																		
41993	STRASBOURG ORANGERIE	11/16/1982	Active	19	1	1	0	0.00%	19	7	1			R	8	90+ Days		
Exc Award (06/30/2018)																		
39550	STRASBOURG ROUGET DE L'ISLE	03/18/1981	Cancelled(6*)	0	0	2	-2	-100.00%	5	12	2		2		M,VP,SC	24+		



# Club Health Assessment for District 103 E through May 2025

			Status	Membership							Reports					Finance		LCIF
Club Number	Club Name	Charter Date		Current Member Count	YTD Members Added	YTD Members Dropped	YTD Net Growth	YTD Net Growth%	Member Count 12 Months Ago	Avg. length of service for dropped members	Months Since Last MMR ***	Yrs. Since Last Officer Report	President Rotation	Vice President Reported ****	Months Since Last Activity Report ***	Account Balance	Donations for current Fiscal Year	
			Number of times on status quo within last two years	If below 15 members appears				If net loss is greater than 20% appears			If no report in 3 months appears in	When more than one year appears in	Number of repeat terms	Notes the officers that do not have an active	If no report at 12 months appears in red			
46962	STRASBOURG-ENTZHEIM AIRPORT LC	02/19/1987	Active	8	0	0	0	0.00%	8		0		2	N	11		\$520.24	
19044	THANN CERNAY	01/14/1959	Active	32	0	0	0	0.00%	31		1			N	0		\$5,109.15	
	Exc Award (06/30/2024)																	
50061	THIONVILLE LORRAINE	12/20/1989	Active	17	1	0	1	6.25%	16		0		2	R	0	90+ Days	\$269.36	
19045	THIONVILLE PORTES DE FRANCE	03/02/1960	Active	25	0	0	0	0.00%	25		0			N	11		\$213.95	
19047	TOUL MEUR ET MOSELLE	12/13/1958	Active	28	2	1	1	3.70%	26	5	0			N	VP	2	\$2,135.96	
	Exc Award (06/30/2024)																	
19048	TROYES	12/18/1957	Active	15	2	1	1	7.14%	16	21	0			N	7			
140708	Troyes Coeur de Champagne	01/30/2020	Active	25	11	7	4	19.05%	26	5	0			N	M	6	90+ Days	\$2,125.06
36140	TROYES EN CHAMPAGNE	10/31/1978	Active	12	2	5	-3	-20.00%	15	13	0			N	M	13	90+ Days	\$2,125.85
142424	Troyes Vauluisant	10/26/2020	Active	21	1	1	0	0.00%	20	12	0			N		11		\$1,314.48
105559	VAL DE ROSSELLE	05/26/2009	Active	20	1	2	-1	-4.76%	22	13	1			N	P	13		\$211.74
19050	VERDUN	03/20/1958	Active	29	0	2	-2	-6.45%	31	22	0			N		11		\$2,087.72
54323	VERNY VAL DE SEILLE	04/06/1993	Active	20	0	0	0	0.00%	21		1			N	SC	17		\$2,339.80
	Exc Award (06/30/2018)																	
19052	VITRY LE FRANCOIS	04/15/1967	Active	16	0	0	0	0.00%	14		0			N	5		\$2,974.10	
	Exc Award (06/30/2019, 06/30/2023)																	
48110	VITTEL EAUX VIVES	02/02/1988	Active	24	0	0	0	0.00%	24		1			IP	4		\$1,208.31	
	Exc Award (06/30/2018)																	
19053	VITTEL PAYS THERMAL	02/09/1963	Active	6	0	0	0	0.00%	7		11		2	M,VP,SC	N/R			
19054	VOUZIERES	06/10/1965	Active	17	0	0	0	0.00%	17		0			N	M	2		
	Exc Award (06/30/2024)																	
19055	WISSEMBOURG	01/09/1963	Active	18	0	0	0	0.00%	18		0			T,M,VP	6		\$2,080.98	
132754	Wittenheim Bassin Potassique	09/28/2017	Active	9	0	1	-1	-10.00%	13	9	1			T,M,VP	1			



# Club Health Assessment for District 103 E through May 2025

			Status							Membership							Reports				Finance		LCIF
Club Number	Club Name	Charter Date		Current Member Count	YTD Members Added	YTD Members Dropped	YTD Net Growth	YTD Net Growth%	Member Count 12 Months Ago	Avg. length of service for dropped members	Months Since Last MMR ***	Yrs. Since Last Officer Report	President Rotation	Vice President Reported ****	Months Since Last Activity Report ***	Account Balance	Donations for current Fiscal Year						
			Number of times on status quo within last two years	If below 15 members appears				If net loss is greater than 20% appears			If no report in 3 months appears in	When more than one year appears in	Number of repeat terms	Notes the officers that do not have an active	If no report at 12 months appears in red								
Current Total Clubs Count	YTD New Clubs Count	YTD Cancelled Clubs Count	YTD Net Club Gain	Current Total Members Count	YTD Add	YTD Drop	YTD Net Growth	YTD Net Growth %	Member Count 12 Months Ago	Average Member Count Per Club	% of Clubs with less than 20 members	% No MMR in 3 Months	% No Officer Report in 12 Months	% of Clubs with balance 90+ days	Number of Clubs in Status Quo	% Status Quo Clubs in Financial Suspension	Number of Cancelled Clubs	Average Cancelled Club Age	Members Lost Due to Cancellation	% of Clubs Cancelled for Non-Financial Reasons			
117	1	1	0	2,298	190	188	2	0.09%	2,286	20	50%	4%	0%	22%	0	0%	1	44	2	100%			

\* - P - Priority Club. Cancellation Reasons: 1-Objectives/conduct, 2-Non-active club, 5-Non-existing club, 6-Disbanding, 7-Merger, 8-Financial Suspension, 9-District/Multiple District Dues.

\*\* - Abbreviation: P-President, S-Secretary, T-Treasurer, M-Member Chairperson, VP-First Vice President, MC-Communications Chairperson, SC-Service Chairperson

\*\*\* - Abbreviation: N/R - Never reported using the Lions Clubs website, N/A - Not applicable, No password registered for the Lions Clubs website.

\*\*\*\* - Abbreviation: N - New, IP - Immediate Past, R - Repeat.



# Club Health Assessment for District 103 C through May 2025

			Status	Membership							Reports					Finance		LCIF
Club Number	Club Name	Charter Date		Current Member Count	YTD Members Added	YTD Members Dropped	YTD Net Growth	YTD Net Growth%	Member Count 12 Months Ago	Avg. length of service for dropped members	Months Since Last MMR ***	Yrs. Since Last Officer Report	President Rotation	Vice President Reported ****	Months Since Last Activity Report ***	Account Balance	Donations for current Fiscal Year	
			Number of times on status quo within last two years	If below 15 members appears				If net loss is greater than 20% appears			If no report in 3 months appears in	When more than one year appears in	Number of repeat terms	Notes the officers that do not have an active	If no report at 12 months appears in red			
Clubs less than two years old																		
157750	Montrichard Le Val Heureux	03/18/2024	Active	16	2	5	-3	-15.79%	19	1	2		2	N	M	12	90+ Days	
Clubs more than two years old																		
48209	AMBOISE VAL DE LOIRE	03/07/1988	Active(1)	11	0	5	-5	-31.25%	16	2	0		None	N	P	12	\$1,067.79	
19057	ARGENTON SUR CREUSE	06/30/1967	Active(1)	12	0	1	-1	-7.69%	13	2	1		3	R	M,VP,SC	N/R		
19058	BEAUGENCY VAL DE LOIRE	01/24/1957	Active	11	0	0	0	0.00%	10		1			N		11	\$1,084.57	
19059	BLOIS DOYEN	04/30/1953	Active	36	0	1	-1	-2.70%	38	43	1			N		3	\$2,085.37	
Exc Award (06/30/2017)																		
34970	BLOIS RENAISSANCE	01/17/1978	Active	28	2	2	0	0.00%	29	31	0			N		0	\$3,082.52	
48541	BOURGES AGNES SOREL	05/10/1988	Active	14	0	1	-1	-6.67%	16	38	1				M,VP	0	\$1,918.67	
19081	BOURGES COEUR DE FRANCE	04/20/1970	Active	27	2	1	1	3.85%	26	3	0			N	SC	5	\$1,209.32	
19060	BOURGES DOYEN	12/20/1954	Active	25	1	3	-2	-7.41%	28	15	0			N	S	11	\$683.53	
63480	CHAMBORD	07/25/2000	Active	24	2	0	2	9.09%	22		0			N		11		
110571	CHARTRES ? VALLEE DE LA VOISE	04/25/2011	Active	12	0	2	-2	-14.29%	14	10	0			N	SC	14	\$520.64	
19063	CHARTRES DOYEN	05/29/1954	Active	19	1	0	1	5.56%	19		0			N		1	\$2,628.97	
Exc Award (06/30/2020)																		
127712	Chartres Jean Moulin	06/01/2016	Active	17	2	0	2	13.33%	16		0				VP	1	90+ Days	
48024	CHARTRES LA BELLE VERRIERE	01/05/1988	Active	12	0	0	0	0.00%	14		0	1	None		P,S,T,M,VP SC	N/A	\$1,238.06	
41921	CHATEAU RENAULT PORTE DE TOURA	10/29/1982	Active(1)	12	0	3	-3	-20.00%	16	2	0		3		VP	N/R		
19065	CHATEAUDUN	03/25/1968	Active	26	3	0	3	13.04%	23		1			N		1	\$1,084.57	
35204	CHATEAUROUX 78	03/15/1978	Active	25	0	0	0	0.00%	25		0			R	VP	15	\$1,249.54	
19066	CHATEAUROUX DOYEN	07/06/1956	Active	22	0	0	0	0.00%	21		0		2		VP,SC	13	\$1,411.93	
49322	CHENONCEAUX VAL DE CHER	03/20/1989	Active	9	0	0	0	0.00%	9		0			R	T,M	15	\$156.73	
153670	Cheverny La Bonneure	02/10/2023	Active	14	5	3	2	16.67%	12	3	0			N		7		



# Club Health Assessment for District 103 C through May 2025

			Status	Membership							Reports					Finance		LCIF
Club Number	Club Name	Charter Date		Current Member Count	YTD Members Added	YTD Members Dropped	YTD Net Growth	YTD Net Growth%	Member Count 12 Months Ago	Avg. length of service for dropped members	Months Since Last MMR ***	Yrs. Since Last Officer Report	President Rotation	Vice President Reported ****	Months Since Last Activity Report ***	Account Balance	Donations for current Fiscal Year	
			Number of times on status quo within last two years	If below 15 members appears				If net loss is greater than 20% appears			If no report in 3 months appears in	When more than one year appears in	Number of repeat terms		Notes the officers that do not have an active	If no report at 12 months appears in red		
19067	CHINON BOURGUEIL	01/21/1960	Active	19	0	2	-2	-9.52%	22	17	1			N	M	0	\$52.58	
19068	CLAMECY	04/24/1972	Active	11	1	0	1	10.00%	10		1		2		VP,SC	11	\$1,084.57	
19070	DECIZE	06/20/1972	Active	21	2	0	2	10.53%	20		1		2	R		3	\$2,981.74	
Exc Award (06/30/2021, 06/30/2023, 06/30/2025)																		
51617	DEOLS ABBAYE	05/09/1991	Active	19	2	1	1	5.56%	18	2	0			N		11	90+ Days \$3,680.56	
Exc Award (06/30/2018)																		
63126	DREUX CITE ROYALE	05/02/2000	Active	24	1	0	1	4.35%	24		0			N		1	\$2,768.40	
Exc Award (06/30/2019)																		
19073	DREUX-DOYEN	02/04/1954	Active	37	2	2	0	0.00%	37	29	0			N		0		
149182	Fondettes - Loire - Gâtine	12/07/2021	Active	20	2	2	0	0.00%	22	5	0		2	N		12	90+ Days \$210.32	
148391	Haut Nivernais	10/15/2021	Active	10	3	0	3	42.86%	7		1				VP	24	90+ Days	
19076	ISSOUDUN	10/15/1964	Active	24	2	1	1	4.35%	23	1	0			N	SC	12	\$520.64	
41033	JOUE LES TOURS VALLEE DU LYS	03/16/1982	Active	19	0	0	0	0.00%	20		1			N		2	\$1,056.79	
Exc Award (06/30/2018)																		
19077	LA CHARITE VAL DE LOIRE	01/21/1970	Active	18	0	1	-1	-5.26%	19	2	1		2	R		11	\$3,489.26	
19078	LA CHATRE EN BERRY	04/17/1956	Active	26	0	1	-1	-3.70%	29	33	1			N		11	\$2,080.97	
Exc Award (06/30/2017)																		
19080	LA PUISAYE COSNE L C	09/26/1970	Active	16	2	1	1	6.67%	16	1	1		None	N	P,M,SC	11	\$522.71	
47079	LAMOTTE BEUVRON SOLOGNE	03/24/1987	Active	8	1	0	1	14.29%	7		1		3	R		N/A	90+ Days	
119141	LE BLANC GEORGE SAND	04/10/2013	Active	8	0	0	0	0.00%	8		1			N		23	\$433.83	
34031	LE BLANC PORTE DE BRENNE	06/14/1977	Active	27	0	0	0	0.00%	28		0			N		10	\$1,160.05	
Exc Award (06/30/2020)																		
50714	LOCHES VALLEE DE L'INDRE	06/22/1990	Active	14	0	1	-1	-6.67%	15	30	1				VP	1	\$401.29	
57998	MAINTENON ALLEE DU ROI	03/15/1996	Active	11	3	0	3	37.50%	10		0			N		1		
Exc Award (06/30/2018)																		
60987	MEHUN SUR YEVRE JEAN ET J DE B	06/26/1998	Active	4	0	0	0	0.00%	4		1		6		VP,SC	6	\$159.78	



# Club Health Assessment for District 103 C through May 2025

			Status	Membership							Reports					Finance		LCIF
Club Number	Club Name	Charter Date		Current Member Count	YTD Members Added	YTD Members Dropped	YTD Net Growth	YTD Net Growth%	Member Count 12 Months Ago	Avg. length of service for dropped members	Months Since Last MMR ***	Yrs. Since Last Officer Report	President Rotation	Vice President Reported ****	Months Since Last Activity Report ***	Account Balance	Donations for current Fiscal Year	
			Number of times on status quo within last two years	If below 15 members appears				If net loss is greater than 20% appears			If no report in 3 months appears in	When more than one year appears in	Number of repeat terms	Notes the officers that do not have an active	If no report at 12 months red			
133023	Monnaie Val de Choisille	10/31/2017	Active	19	3	1	2	11.76%	17	8	1		None	P,S,T,VP,SC	N/A		\$325.37	
78607	MONTARGIS GATINAIS	04/30/2004	Active	16	2	4	-2	-11.11%	18	9	1		None	N	P,M,SC	12	\$551.88	
	Exc Award (06/30/2020)																	
19083	MONTARGIS RIVES DU LOING	01/17/1959	Active	49	2	0	2	4.26%	47		0			N		17	90+ Days \$2,655.28	
143321	Montbazou Val De Lindre	10/20/2020	Active	16	1	1	0	0.00%	17	14	1		2	VP,SC	8		\$520.64	
19087	NEVERS DOYEN	10/23/1957	Active	23	2	1	1	4.55%	25	6	0			N		11	90+ Days	
42195	NEVERS LES EDUENS	01/28/1983	Active	23	3	0	3	15.00%	20		1			N		0	90+ Days \$2,949.13	
36393	NOGENT L ROTROU PERCHE-THYMER	12/29/1978	Active	35	3	2	1	2.94%	34	11	0			N	T	3	\$1,084.57	
36231	OLIVET-RIVES DU LOIRET L C	11/06/1978	Cancelled(6*)	0	0	0	0	0.00%	4		9		None	P,S,T,M,VP SC	24			
19088	ORLEANS DOYEN	04/06/1954	Active	44	6	4	2	4.76%	43	31	0			N		1	90+ Days \$1,051.59	
48938	ORLEANS JEHANNE DU LYS	10/14/1988	Active	19	0	0	0	0.00%	19		1			VP	15		\$315.48	
61036	ORLEANS LES TOURELLES	07/17/1998	Active	22	0	1	-1	-4.35%	23	29	0			N		0	\$324.10	
	Exc Award (06/30/2023)																	
50286	ORLEANS MONDIAL	03/13/1990	Active	23	1	0	1	4.55%	22		0			N		1	\$1,173.37	
104617	ORLEANS RENAISSANCE	02/16/2009	Active	9	1	2	-1	-10.00%	12	6	1		IP	SC	24+	90+ Days	\$650.74	
19079	ORLEANS SOLOGNE L C	04/21/1971	Active	13	0	0	0	0.00%	13		0			N	T	13		
107231	ORLEANS UNIVERSITE	01/13/2010	Active	31	3	1	2	6.90%	30	3	0			N	T,M	3	90+ Days \$1,638.22	
19089	ORLEANS VALOIS	04/15/1969	Active	22	0	1	-1	-4.35%	26	8	0			N	M,SC	3		
	Exc Award (06/30/2018)																	
122297	Orleans-Nouvel Orleans	05/30/2014	Active	14	0	0	0	0.00%	15		0			N	SC	N/R		
19091	PITHIVIERS GATINAIS	05/23/1958	Active	32	1	1	0	0.00%	32	13	0			N	VP	23		
19093	ROMORANTIN SOLOGNE	10/26/1956	Active	30	4	3	1	3.45%	29	18	1			N		0	90+ Days	
49169	SAINT AIGNAN VAL DU CHER	01/24/1989	Active	18	7	0	7	63.64%	11		0			VP	14		\$1,062.52	
19094	SAINT AMAND MONTROND	03/05/1964	Active	12	0	3	-3	-20.00%	16	30	1			N	SC	10		
46843	SAINT DENIS CHATEAUNEUF	01/29/1987	Active	8	1	0	1	14.29%	8		1			N	M,SC	15	\$525.79	





# Club Health Assessment for District 103 C through May 2025

Club Number	Club Name	Charter Date	Status	Membership							Reports					Finance	LCIF
				Current Member Count	YTD Members Added	YTD Members Dropped	YTD Net Growth	YTD Net Growth%	Member Count 12 Months Ago	Avg. length of service for dropped members	Months Since Last MMR ***	Yrs. Since Last Officer Report	President Rotation	Vice President Reported ****	Months Since Last Activity Report ***	Account Balance	Donations for current Fiscal Year
			Number of times on status quo within last two years	If below 15 members appears				If net loss is greater than 20% appears			If no report in 3 months appears	When more than one year appears in	Number of repeat terms	Notes the officers that do not have an active	If no report at 12 months appears in red		
41034	SANCERROIS	03/16/1982	Active(1)	23	1	2	-1	-4.17%	24	18	0			N	SC	0	\$640.85
	Exc Award (06/30/2020)																
19097	SULLY GIEN L C	03/05/1965	Active	23	1	1	0	0.00%	24	3	1			N	SC	7	\$2,403.71
47871	TOURS CITE DES ARTS	11/24/1987	Active	21	3	1	2	10.53%	18	19	0		3	N	S,M,SC	11	\$57.74
	Exc Award (06/30/2020)																
19098	TOURS DOYEN	01/10/1953	Active	34	0	1	-1	-2.86%	32	26	0			N	SC	13	\$777.68
	Exc Award (06/30/2018, 06/30/2023, 06/30/20																
19099	TOURS JARDIN DE LA FRANCE	06/08/1970	Active	11	3	0	3	37.50%	9		0		2	N		5	\$497.45
19100	TOURS RIVES DU CHER	04/18/1968	Active	17	4	0	4	30.77%	14		0			N		11	
55266	TOURS VAL DE FRANCE	02/02/1994	Active(1)	3	0	1	-1	-25.00%	4	1	5		2		VP,SC	24+	
19101	VALENCAY	11/05/1959	Active	24	0	0	0	0.00%	24		0			N		2	\$324.10
19102	VENDOME	01/27/1955	Active	10	0	2	-2	-16.67%	12	16	0			N	SC	3	
19103	VIERZON PORTE DE LA SOLOGNE	05/14/1957	Active	13	0	1	-1	-7.14%	14	31	0			N	SC	6	\$868.66
119412	VOUVRAY ROCHECORBON VAL DE LOIRE	05/20/2013	Active	11	1	1	0	0.00%	11	2	1		3	N	M,SC	11	\$24.85

Clubs Cancelled Previous Fiscal Year – Clubs Cancelled within last 12 months may be reinstated

Club Number	Club Name	Charter Date	Current Status*	Cancellation Date
19062	BUZANCAIS	10/05/1967	Cancelled(6*)	07/29/2023
19064	CHARTRES VALLEE DE L'EURE	05/14/1971	Cancelled(6*)	01/29/2024

Current Total Clubs Count	YTD New Clubs Count	YTD Cancelled Clubs Count	YTD Net Club Gain	Current Total Members Count	YTD Add	YTD Drop	YTD Net Growth	YTD Net Growth %	Member Count 12 Months Ago	Average Member Count Per Club	% of Clubs with less than 20 members	% No MMR in 3 Months	% No Officer Report in 12 Months	% of Clubs with balance 90+ days	Number of Clubs in Status Quo	% Status Quo Clubs in Financial Suspension	Number of Cancelled Clubs	Average Cancelled Club Age	Members Lost Due to Cancellation	% of Clubs Cancelled for Non-Financial Reasons
71	0	1	-1	1,376	94	74	20	1.47%	1,392	19	56%	1%	1%	18%	0	0%	1	154	0	100%



Club Health Assessment for District 103 C through May 2025

			Status	Membership							Reports					Finance	LCIF
Club Number	Club Name	Charter Date		Current Member Count	YTD Members Added	YTD Members Dropped	YTD Net Growth	YTD Net Growth%	Member Count 12 Months Ago	Avg. length of service for dropped members	Months Since Last MMR ***	Yrs. Since Last Officer Report	President Rotation	Vice President Reported ****	Months Since Last Activity Report ***	Account Balance	Donations for current Fiscal Year
			Number of times on status quo within last two years	If below 15 members appears				If net loss is greater than 20% appears			If no report in 3 months appears in	When more than one year appears in	Number of repeat terms	Notes the officers that do not have an active	If no report at 12 months appears in red		

\* - P - Priority Club. Cancellation Reasons: 1-Objectives/conduct, 2-Non-active club, 5-Non-existing club, 6-Disbanding, 7-Merger, 8-Financial Suspension, 9-District/Multiple District Dues.  
\*\* - Abbreviation: P-President, S-Secretary, T-Treasurer, M-Member Chairperson, VP-First Vice President, MC-Communications Chairperson, SC-Service Chairperson  
\*\*\* - Abbreviation: N/R - Never reported using the Lions Clubs website, N/A - Not applicable, No password registered for the Lions Clubs website.  
\*\*\*\* - Abbreviation: N - New, IP - Immediate Past, R - Repeat.



# Club Health Assessment for District 103CC through May 2025

			Status	Membership							Reports					Finance		LCIF
Club Number	Club Name	Charter Date		Current Member Count	YTD Members Added	YTD Members Dropped	YTD Net Growth	YTD Net Growth%	Member Count 12 Months Ago	Avg. length of service for dropped members	Months Since Last MMR ***	Yrs. Since Last Officer Report	President Rotation	Vice President Reported ****	Months Since Last Activity Report ***	Account Balance	Donations for current Fiscal Year	
			Number of times on status quo within last two years	If below 15 members appears				If net loss is greater than 20% appears			If no report in 3 months appears in	When more than one year appears in	Number of repeat terms	Notes the officers that do not have an active	If no report at 12 months red			
Clubs more than two years old																		
19165	AJACCIO DOYEN	07/02/1956	Active	11	1	0	1	10.00%	10		0		None	P,S,T,M,VP SC	9	90+ Days	\$262.90	
58633	AJACCIO LETIZIA	08/07/1996	Active	5	0	2	-2	-28.57%	7	9	0		N		23			
59411	ANTIBES JUAN LES PINS	04/24/1997	Active	15	1	3	-2	-11.76%	17	15	0		2	N	1			
19175	BANDOL	01/10/1967	Active	19	1	2	-1	-5.00%	21	16	0		3	N	2			
Exc Award (06/30/2018)																		
140379	Bandol Mediterranee	12/11/2019	Active	30	4	1	3	11.11%	28	3	0			N	0			
19176	BASTIA	04/04/1959	Active	18	0	0	0	0.00%	18		0			N	2			
33961	BASTIA LIEBECCIU	05/31/1977	Active	13	0	3	-3	-18.75%	16	14	0			N	6			
47908	BEAULIEU & BEAU VILLE ST JE LC	12/01/1987	Active	6	0	0	0	0.00%	6		0		2	N	2			
19177	BEAULIEU VILLEFRANCHE EZE	05/07/1962	Active	20	0	1	-1	-4.76%	18	45	0		7	N	4			
Exc Award (06/30/2019)																		
19180	BRIGNOLES-SAINT-MAXIMIN EN PROVENCE VERTE	11/27/1959	Active	26	3	2	1	4.00%	25	4	0			N	11			
45139	CAGNES LES VALLES	06/19/1985	Active	23	0	1	-1	-4.17%	23	16	0		2	R	5			
32664	CANNES CALIFORNIE PAYS DE LERINS	08/04/1976	Active	18	2	1	1	5.88%	18	38	0			N	17			
83037	CANNES COTE D AZUR	09/30/2004	Active	28	3	6	-3	-9.68%	33	3	0			N	3			
19182	CANNES CROISSETTE RIVIERA	02/24/1954	Active	30	5	6	-1	-3.23%	28	18	0			IP	23			
51372	CANNES EUROPE	03/04/1991	Active	10	1	1	0	0.00%	10	1	0				VP	11		
145878	Cannes Universal	04/08/2021	Active(1)	88	7	11	-4	-4.35%	92	1	0			R	3			
19188	DRAGUIGNAN DOYEN	04/05/1955	Active	18	0	4	-4	-18.18%	23	25	0			N	16			
122833	Draguignan Pierre de La Fee	07/28/2014	Active	10	2	0	2	25.00%	8		0		2	N	4			
43635	DRAGUIGNAN ST HERMENTAIRE	03/28/1984	Active	20	3	0	3	17.65%	17		0			N	0	90+ Days		
19219	FREJUS ROQUEBRUNE EN PROVENCE	09/20/1969	Active	21	4	1	3	16.67%	20	7	0			N	3			
47830	FREJUS VALLEE D'ARGENS	11/12/1987	Active	10	0	0	0	0.00%	9		0			R	15			



# Club Health Assessment for District 103CC through May 2025

			Status	Membership							Reports					Finance	LCIF	
Club Number	Club Name	Charter Date		Current Member Count	YTD Members Added	YTD Members Dropped	YTD Net Growth	YTD Net Growth%	Member Count 12 Months Ago	Avg. length of service for dropped members	Months Since Last MMR ***	Yrs. Since Last Officer Report	President Rotation	Vice President Reported ****	Months Since Last Activity Report ***	Account Balance	Donations for current Fiscal Year	
			Number of times on status quo within last two years	If below 15 members appears				If net loss is greater than 20% appears			If no report in 3 months appears in	When more than one year appears in	Number of repeat terms		Notes the officers that do not have an active	If no report at 12 months appears in red		
47430	GRIMAUD SAINTE-MAXIME COEUR DU GOLFE	06/09/1987	Active	11	1	0	1	10.00%	10		0			N	11			
57999	HYERES AZUR	03/15/1996	Active	17	1	3	-2	-10.53%	21	12	1			N	6		\$744.92	
19193	HYERES LES PALMIERS VAR	12/03/1956	Active	17	2	1	1	6.25%	13	30	0		2	N	3			
47622	HYERES OLBIA	06/28/1987	Active	13	0	3	-3	-18.75%	16	5	0			N	2	M	\$283.93	
19194	LA BALAGNE	06/15/1962	Active	11	0	3	-3	-21.43%	14	4	0			N	N/A	M	\$341.66	
51839	LA CADIERE D'AZUR	06/17/1991	Active	20	3	3	0	0.00%	20	7	0			N	1		\$1,108.18	
Exc Award (06/30/2023)																		
44053	LA GAUDE BALCONS DE PROVENCE	06/30/1984	Active	13	1	2	-1	-7.14%	14	5	0			N	0		\$1,084.57	
Exc Award (06/30/2018, 06/30/2024)																		
115987	LA LONDE LES MAURES - PORTE DES MAURES	02/15/2012	Active	19	2	1	1	5.56%	16	17	0			N	4			
19195	LA VALLEE DU VAR L C	01/24/1970	Active	23	7	2	5	27.78%	18	25	0			N	8		\$1,682.12	
37594	LA VESUBIE L C	10/19/1979	Cancelled(6*)	0	0	6	-6	-100.00%	7	16	4	1	None		24+	P,S,T,M,VP SC		
123966	Le Cannet des Maures Europeens au Coeur du Var	01/13/2015	Active	22	1	2	-1	-4.35%	22	1	0			N	0		\$2,064.51	
Exc Award (06/30/2024)																		
37842	LE CANNET MOUGINS	12/31/1979	Active	22	1	4	-3	-12.00%	24	15	0			R	2	SC	\$3,377.43	
43159	LE CANNET OLIVETUM CITE DES OR	11/11/1983	Active	13	1	1	0	0.00%	12	18	0		None		14	P,S,T,M,VP SC	\$525.79	
19192	LORGUES HAUT VAR	10/10/1965	Active	32	2	0	2	6.67%	28		0			N	1			
Exc Award (06/30/2023)																		
130739	Mandelieu Theoule Esterel	04/19/2017	Active	26	5	1	4	18.18%	22	38	0			N	1		\$2,497.16	
19206	MENTON	08/27/1954	Active	53	8	4	4	8.16%	49	16	0			N	13		\$4,066.63	
127777	Menton Riviera Haut-Pays	06/06/2016	Active	12	2	1	1	9.09%	10	8	0				2	VP	\$3,247.31	
55947	MOUANS-SARTOUX PÉGOMAS VAL DÉ SIAGNE	06/29/1994	Active	18	2	0	2	12.50%	15		0			N	1		\$202.77	
Exc Award (06/30/2018, 06/30/2024)																		
63649	NICE 2000	10/24/2000	Active	11	1	4	-3	-21.43%	14	24	0			N	11		\$208.10	
48050	NICE ARENAS	01/18/1988	Active	16	2	1	1	6.67%	15	13	0		2		0	VP,SC	\$1,064.89	



# Club Health Assessment for District 103CC through May 2025

Club Number	Club Name	Charter Date	Status	Membership							Reports					Finance	LCIF
				Current Member Count	YTD Members Added	YTD Members Dropped	YTD Net Growth	YTD Net Growth%	Member Count 12 Months Ago	Avg. length of service for dropped members	Months Since Last MMR ***	Yrs. Since Last Officer Report	President Rotation	Vice President Reported ****	Months Since Last Activity Report ***	Account Balance	Donations for current Fiscal Year
			Number of times on status quo within last two years	If below 15 members appears				If net loss is greater than 20% appears			If no report in 3 months appears in	When more than one year appears in	Number of repeat terms	Notes the officers that do not have an active	If no report at 12 months red		
125411	Nice Azur	07/22/2015	Active	11	1	9	-8	-42.11%	22	31	0			N	24+		\$1,044.88
19209	NICE CIMIEZ	01/08/1964	Active	19	0	3	-3	-13.64%	22	16	0			N	T	19	
19208	NICE DOYEN	12/12/1953	Active	20	1	3	-2	-9.09%	22	10	0		3		VP	0	\$2,510.49
39552	NICE ETOILE	03/12/1981	Active	23	0	3	-3	-11.54%	26	18	1		2	R		13	\$52.24
	Exc Award (06/30/2018)																
41676	NICE IMPERIAL	06/26/1982	Active	16	2	5	-3	-15.79%	19	17	0			R		1	\$542.28
19211	NICE MASSENA	05/27/1969	Active	19	2	3	-1	-5.00%	20	8	0			N	SC	6	\$1,049.70
115778	NICE MERIDIA ECO VALLEES VICTOIRE	01/05/2012	Active	17	1	0	1	6.25%	16		0				VP	12	\$1,191.22
	Exc Award (06/30/2024)																
33715	NICE-GAIRAUT	04/05/1977	Active	10	5	1	4	66.67%	6	33	0		8		VP,SC	N/A	
53228	RAMATUELLE PRESQU'ÎLE DE SAINT TROPEZ INTER	06/01/1992	Active	28	5	0	5	21.74%	23		0			N		11	\$341.66
	Exc Award (06/30/2023)																
19215	RIVE SUD GOLFE D'AJAC	02/27/1971	Active	10	0	0	0	0.00%	10		0			IP		N/R	
19218	ROQUEBRUNE CAP MAR-BEAUSOLEIL	06/12/1958	Active	12	6	0	6	100.00%	6		0		10		M,VP	N/A	\$52.24
118320	ROQUEFORT LES PINS/VALLEE DU LOUP	11/15/2012	Active	15	0	4	-4	-21.05%	19	6	0			IP		13	
19223	SAINT LAURENT DU VAR	06/13/1968	Active	14	0	3	-3	-17.65%	17	5	0			N		1	
	Exc Award (06/30/2022)																
129742	SAINT RAPHAEL COTE D'AZUR	01/05/2017	Active	28	3	5	-2	-6.67%	33	11	0			N		1	\$208.10
19226	SAINT RAPHAEL-FREJUS DOYEN	08/10/1954	Active	12	1	3	-2	-14.29%	15	32	0			N	SC	24+	
116421	SAINTE MAXIME SUR MER VALLEE DU PRECONIL	03/28/2012	Active	32	2	1	1	3.23%	31	13	0			N	S,T	1	\$2,690.29
	Exc Award (06/30/2019, 06/30/2022, 06/30/2024)																
116140	SAINT-TROPEZ CÔTE D'AZUR	03/20/2012	Active	7	1	2	-1	-12.50%	10	5	0		3		VP,SC	9	
138441	Sanary sur Mer Mediterranee	06/19/2019	Active	15	0	1	-1	-6.25%	16	6	0			N		7	
19228	SANTA MANZA L C	08/25/1965	Active	12	0	0	0	0.00%	10		0			N	M,SC	10	\$10.00



## Club Health Assessment for District 103CC through May 2025

			Status	Membership							Reports					Finance		LCIF
Club Number	Club Name	Charter Date		Current Member Count	YTD Members Added	YTD Members Dropped	YTD Net Growth	YTD Net Growth%	Member Count 12 Months Ago	Avg. length of service for dropped members	Months Since Last MMR ***	Yrs. Since Last Officer Report	President Rotation	Vice President Reported ****	Months Since Last Activity Report ***	Account Balance	Donations for current Fiscal Year	
			Number of times on status quo within last two years	If below 15 members appears				If net loss is greater than 20% appears			If no report in 3 months appears in	When more than one year appears in	Number of repeat terms	Notes the officers that do not have an active	If no report at 12 months appears in red			
19196	SOLLIES-PONT VALLEE DU GAPEAU	04/24/1970	Active	9	0	3	-3	-25.00%	11	4	1		2	N	0	90+ Days	\$433.83	
19227	ST TROPEZ STE MAXIME DOYEN	11/23/1956	Active	26	0	0	0	0.00%	27		0			N	3			
19231	TOULON PORT LA MONTAGNE	04/04/1970	Active	34	6	1	5	17.24%	29	32	0			N	11		\$759.19	
63965	TOULON PROVENCE MEDITERRANEE	02/05/2001	Active(1)	16	2	1	1	6.67%	13	7	0			N	SC		N/A	
19234	VALLAURIS GOLFE JUAN	05/09/1962	Cancelled(6*)	0	0	0	0	0.00%	3		9	1	None	P,S,T,M,VP SC	24+			
32372	VENCE LES BAOUS	06/07/1976	Active	11	0	2	-2	-15.38%	15	13	0				S,M,VP,SC	23		
33557	VILLENEUVE LOUBET MARINA BAIE DES ANGES	03/24/1977	Active(1)	8	0	1	-1	-11.11%	9	52	0			N	S	11		

Clubs Cancelled Previous Fiscal Year – Clubs Cancelled within last 12 months may be reinstated

Club Number	Club Name	Charter Date	Current Status*	Cancellation Date
43634	CAP FERRAT NATIONS	03/28/1984	Cancelled(6*)	05/29/2024
78929	CARQUEIRANNE LA CRAU	04/30/2004	Cancelled(6*)	06/29/2024

Current Total Clubs Count	YTD New Clubs Count	YTD Cancelled Clubs Count	YTD Net Club Gain	Current Total Members Count	YTD Add	YTD Drop	YTD Net Growth	YTD Net Growth %	Member Count 12 Months Ago	Average Member Count Per Club	% of Clubs with less than 20 members	% No MMR in 3 Months	% No Officer Report in 12 Months	% of Clubs with balance 90+ days	Number of Clubs in Status Quo	% Status Quo Clubs in Financial Suspension	Number of Cancelled Clubs	Average Cancelled Club Age	Members Lost Due to Cancellation	% of Clubs Cancelled for Non-Financial Reasons
65	0	2	-2	1,232	117	141	-24	-1.91%	1,257	19	65%	0%	0%	5%	0	0%	2	84	6	100%

\* - P - Priority Club. Cancellation Reasons: 1-Objectives/conduct, 2-Non-active club, 5-Non-existing club, 6-Disbanding, 7-Merger, 8-Financial Suspension, 9-District/Multiple District Dues.

\*\* - Abbreviation: P-President, S-Secretary, T-Treasurer, M-Member Chairperson, VP-First Vice President, MC-Communications Chairperson, SC-Service Chairperson

\*\*\* - Abbreviation: N/R - Never reported using the Lions Clubs website, N/A - Not applicable, No password registered for the Lions Clubs website.

\*\*\*\* - Abbreviation: N - New, IP - Immediate Past, R - Repeat.



# Club Health Assessment for District 103CE through May 2025

			Status	Membership							Reports					Finance	LCIF
Club Number	Club Name	Charter Date		Current Member Count	YTD Members Added	YTD Members Dropped	YTD Net Growth	YTD Net Growth%	Member Count 12 Months Ago	Avg. length of service for dropped members	Months Since Last MMR ***	Yrs. Since Last Officer Report	President Rotation	Vice President Reported ****	Months Since Last Activity Report ***	Account Balance	Donations for current Fiscal Year
			Number of times on status quo within last two years	If below 15 members appears			If net loss is greater than 20% appears				If no report in 3 months appears in	When more than one year appears in	Number of repeat terms	Notes the officers that do not have an active	If no report at 12 months appears in red		
Clubs less than two years old																	
182039	Beaune Bastion Saint Martin	04/28/2025	Newly Chartered	20	21	1	20	100.00%	0	0	0			M,VP,SC	N/R		
181960	Bourgogne Coeur de Bourgogne	05/06/2025	Newly Chartered	20	20	0	20	100.00%	0		0		R	SC	N/R		
Clubs more than two years old																	
19109	AUTUN	03/19/1962	Active	35	0	1	-1	-2.78%	36	6	0			N	14		\$2,169.13
134553	Auxerre Phoenix	06/14/2018	Active	11	1	1	0	0.00%	11	4	0			N	6		\$1,100.96
Exc Award (06/30/2021, 06/30/2023)																	
18990	AUXERRE RIVES DE L'YONNE	11/01/1958	Active	9	0	2	-2	-18.18%	11	16	0		3	N	0		\$1,162.92
19155	AUXOIS-MORVAN L C	03/16/1960	Active	18	1	2	-1	-5.26%	19	15	0			N	M,SC	20	
38651	AVALLON 3 RIVIERES	06/10/1980	Active	10	1	0	1	11.11%	9		3		3		VP	6	\$525.79
19110	BEAUNE COTE D'OR	03/27/1958	Active	27	2	3	-1	-3.57%	28	5	0			N	12		\$4,250.11
50345	BELFORT CITE	03/26/1990	Active	14	0	2	-2	-12.50%	16	18	0			N	SC	15	
Exc Award (06/30/2023)																	
19112	BELFORT VAUBAN	04/10/1957	Active(1)	18	3	0	3	20.00%	15		2			N	VP,SC	24+	
19111	BESANCON	05/22/1957	Active	25	4	2	2	8.70%	22	26	0			N	M,SC	24+	90+ Days
31860	BESANCON CITADELLE	03/10/1976	Active(1)	17	0	0	0	0.00%	14		6		2		M,VP,SC	N/A	
61612	BESANCON GRANVELLE	03/08/1999	Active	17	1	1	0	0.00%	17	11	0			N	SC	1	\$156.19
54409	BESANCON LUMIERE	04/30/1993	Active	25	2	2	0	0.00%	25	14	0			N		3	\$522.44
Exc Award (06/30/2023)																	
52600	CHALON SAOCOUNA	03/02/1992	Active	16	0	3	-3	-15.79%	19	17	1		2		VP	11	\$1,171.38
19117	CHALON-SUR-SAONE DOYEN	01/28/1960	Active	19	3	5	-2	-9.52%	21	31	0				VP	2	
35590	CHAMPAGNOLE SALINS L C	05/26/1978	Active	20	0	0	0	0.00%	20		0			N	24		
145796	Charolais Bourbonnais	04/19/2021	Active(2)	29	0	2	-2	-6.45%	31	2	0			N	5		\$885.79
Exc Award (06/30/2024)																	
31464	CHAROLAIS-BRIONNAIS	12/30/1975	Active	28	1	3	-2	-6.67%	30	21	0			N	17		\$1,041.28





# Club Health Assessment for District 103CE through May 2025

			Status	Membership							Reports					Finance		LCIF
Club Number	Club Name	Charter Date		Current Member Count	YTD Members Added	YTD Members Dropped	YTD Net Growth	YTD Net Growth%	Member Count 12 Months Ago	Avg. length of service for dropped members	Months Since Last MMR ***	Yrs. Since Last Officer Report	President Rotation	Vice President Reported ****	Months Since Last Activity Report ***	Account Balance	Donations for current Fiscal Year	
			Number of times on status quo within last two years	If below 15 members appears					If net loss is greater than 20% appears			If no report in 3 months appears in	When more than one year appears in	Number of repeat terms	Notes the officers that do not have an active	If no report at 12 months appears in red		
19118	CHAROLAIS-DOYEN	06/29/1961	Active	8	1	2	-1	-11.11%	9	2	0			N	14	90+ Days		
31907	CHATILLON ET DU PAYS CHATILLONNAIS	03/16/1976	Active	19	1	1	0	0.00%	19	6	0			N	24+		\$1,605.21	
19132	COMMENTRY LA COMBRAILLE	10/27/1964	Active	17	0	1	-1	-5.56%	19	9	0		4	R P	5		\$1,051.59	
52630	DIJON ARGO	03/10/1992	Active(1)	16	0	3	-3	-15.79%	19	6	0			N M	11			
19122	DIJON DOYEN	06/29/1955	Active	34	3	1	2	6.25%	32	1	1		2	M,VP	1	90+ Days		
66597	DIJON EIFFEL	09/18/2002	Active	15	1	1	0	0.00%	15	2	0		2	R	N/R		\$55.41	
33555	DIJON MARCS D'OR	03/22/1977	Active	17	1	8	-7	-29.17%	24	20	3			N	23			
48819	DIJON MARIE DE BOURGOGNE	07/15/1988	Active	12	0	0	0	0.00%	12		9			IP	2			
19123	DIJON SUD	11/25/1963	Active	20	0	2	-2	-9.09%	24	41	1		3	N M	24+		\$520.24	
19124	DOLE	09/10/1963	Active	33	1	0	1	3.13%	32		0			N S,T,M	11			
Exc Award (06/30/2023)																		
132613	Dole Louis Pasteur	12/05/2017	Active	19	1	5	-4	-17.39%	23	4	1			N S,T,M	11		\$1,046.03	
41518	GEVREY CHAMBERTIN COTES DE NU	06/24/1982	Active	15	0	1	-1	-6.25%	17	22	0			S,M,VP,SC	0		\$210.32	
19125	GRAY	01/08/1970	Active	20	1	5	-4	-16.67%	23	16	0			N	7			
19131	LA BRESSE L C	04/25/1972	Active	10	1	3	-2	-16.67%	16	10	0			M,VP,SC	3		\$210.32	
36818	LA VALLEE DU DOUBS L C	03/27/1979	Active	33	6	1	5	17.86%	28	38	1			N	24+		\$100.00	
19011	LANGRES DIDEROT	07/03/1959	Active	19	1	7	-6	-24.00%	25	11	0		2	IP SC	N/R		\$266.31	
19133	LE CREUSOT	09/24/1965	Active	26	1	4	-3	-10.34%	31	26	1			N	7			
55159	LE CREUSOT VAL MONT EN BOURGOG	12/20/1993	Active	32	3	0	3	10.34%	27		0			N	1			
19134	LONS LE SAUNIER	07/24/1962	Active	42	2	1	1	2.44%	41	54	0			N	0	90+ Days	\$6,276.22	
96839	LONS LEDONIS	04/04/2006	Active	27	3	4	-1	-3.57%	28	3	0			N	0			
37840	LOUE ET PLATEAU	12/10/1979	Active	24	1	0	1	4.35%	23		0		2	N	7		\$10.00	
19135	LURE	02/02/1958	Active	22	0	1	-1	-4.35%	23	1	1			VP,SC	14		\$1,084.57	
43242	MACON ALPHONSE DE	12/12/1983	Active	34	2	0	2	6.25%	31		1			N	6		\$1,084.57	



# Club Health Assessment for District 103CE through May 2025

			Status	Membership							Reports					Finance		LCIF
Club Number	Club Name	Charter Date		Current Member Count	YTD Members Added	YTD Members Dropped	YTD Net Growth	YTD Net Growth%	Member Count 12 Months Ago	Avg. length of service for dropped members	Months Since Last MMR ***	Yrs. Since Last Officer Report	President Rotation	Vice President Reported ****	Months Since Last Activity Report ***	Account Balance	Donations for current Fiscal Year	
			Number of times on status quo within last two years	If below 15 members appears				If net loss is greater than 20% appears			If no report in 3 months appears in	When more than one year appears in	Number of repeat terms	Notes the officers that do not have an active	If no report at 12 months red			
19142	MACON SAONE ET LOIRE	11/07/1956	Cancelled(6*)	0	0	0	0	0.00%	19		9	1	None	P,S,T,M,VP SC	24+			
49083	MERCUREY COTE CHALONNAISE	12/13/1988	Active	28	2	2	0	0.00%	30	14	1			N	12		\$1,084.57	
19144	MONTBARD ALESIA	06/07/1962	Status Quo(1)	17	2	1	1	6.25%	17	56	0			N	0	90+ Days	\$1,605.21	
59857	MONTBELIARD COMTESSE HENRIETTE Exc Award (06/30/2018)	07/14/1997	Active	9	0	0	0	0.00%	10		0			T,M,VP,SC	6			
19145	MONTCEAU LES MINES	10/16/1957	Active	35	3	1	2	6.06%	33	2	0			N	5		\$540.16	
98468	MONTLUCON CONCORDIA	02/05/2007	Active	11	2	8	-6	-35.29%	18	14	0			N	0		\$2,125.85	
19146	MONTLUCON DOYEN	08/31/1953	Active	15	1	0	1	7.14%	15		0			N	24+		\$1,944.58	
63656	MOREZ 2000	10/23/2000	Active	7	0	0	0	0.00%	7		8		4	IP	23		\$525.79	
46646	MOREZ HAUT JURA	11/25/1986	Active	25	0	1	-1	-3.85%	26	17	0			N	9		\$2,082.56	
19147	MORTEAU VAL DE	12/09/1966	Active	25	1	0	1	4.17%	24		0			N	5			
19148	MOULINS	11/20/1957	Active	23	0	1	-1	-4.17%	24	41	1			N	3		\$697.69	
50073	MOULINS ANNE DE FRANCE	12/29/1989	Active	19	1	1	0	0.00%	19	2	0			R	13		\$759.74	
19150	PAYS DE MONTBELIARD Exc Award (06/30/2024)	02/27/1957	Active	21	0	0	0	0.00%	21		0			VP,SC	1		\$660.82	
68808	PONTARLIER TOUSSAINT LOUVERTUR	05/29/2003	Active	11	0	1	-1	-8.33%	12	14	4		2	N	24+			
19154	SAINT CLAUDE	07/10/1970	Active	34	3	0	3	9.68%	32		0			N	N/R	90+ Days	\$1,084.57	
19039	SENS	04/26/1958	Active	19	0	6	-6	-24.00%	25	23	0		2	N	24		\$7,288.99	
46051	TOURNUS RIVES DE SAONE	04/30/1986	Active	20	1	0	1	5.26%	19		1			N	23		\$520.64	
19160	VAL DE SAONE L C	06/19/1972	Active	12	0	3	-3	-20.00%	15	7	0			N	24+		\$216.91	
32641	VARENNES	07/06/1976	Active	23	2	0	2	9.52%	21		0			N	24+			
19161	VESOUL CITE	04/21/1965	Active(1)	15	0	1	-1	-6.25%	16	15	0			N	10			
56379	VESOUL EDWIGE FEU VAL D HAU S	12/27/1994	Active	25	0	0	0	0.00%	25		0			N	0			
19162	VICHY DOYEN	02/15/1952	Active	14	0	2	-2	-12.50%	16	5	4		2	N	2		\$100.00	



## Club Health Assessment for District 103CE through May 2025

			Status	Membership							Reports					Finance	LCIF
Club Number	Club Name	Charter Date		Current Member Count	YTD Members Added	YTD Members Dropped	YTD Net Growth	YTD Net Growth%	Member Count 12 Months Ago	Avg. length of service for dropped members	Months Since Last MMR ***	Yrs. Since Last Officer Report	President Rotation	Vice President Reported ****	Months Since Last Activity Report ***	Account Balance	Donations for current Fiscal Year
			Number of times on status quo within last two years	If below 15 members appears				If net loss is greater than 20% appears			If no report in 3 months appears in	When more than one year appears in	Number of repeat terms	Notes the officers that do not have an active	If no report at 12 months appears in red		

Clubs Cancelled Previous Fiscal Year – Clubs Cancelled within last 12 months may be reinstated

Club Number	Club Name	Charter Date	Current Status*	Cancellation Date
19046	TONNERRE	06/17/1968	Cancelled(6*)	07/29/2023

Current Total Clubs Count	YTD New Clubs Count	YTD Cancelled Clubs Count	YTD Net Club Gain	Current Total Members Count	YTD Add	YTD Drop	YTD Net Growth	YTD Net Growth %	Member Count 12 Months Ago	Average Member Count Per Club	% of Clubs with less than 20 members	% No MMR in 3 Months	% No Officer Report in 12 Months	% of Clubs with balance 90+ days	Number of Clubs in Status Quo	% Status Quo Clubs in Financial Suspension	Number of Cancelled Clubs	Average Cancelled Club Age	Members Lost Due to Cancellation	% of Clubs Cancelled for Non-Financial Reasons
63	2	1	1	1,300	108	109	-1	-0.08%	1,329	21	51%	11%	0%	10%	1	100%	1	123	0	100%

\* - P - Priority Club. Cancellation Reasons: 1-Objectives/conduct, 2-Non-active club, 5-Non-existing club, 6-Disbanding, 7-Merger, 8-Financial Suspension, 9-District/Multiple District Dues.

\*\* - Abbreviation: P-President, S-Secretary, T-Treasurer, M-Member Chairperson, VP-First Vice President, MC-Communications Chairperson, SC-Service Chairperson

\*\*\* - Abbreviation: N/R - Never reported using the Lions Clubs website, N/A - Not applicable, No password registered for the Lions Clubs website.

\*\*\*\* - Abbreviation: N - New, IP - Immediate Past, R - Repeat.



# Club Health Assessment for District 103CS through May 2025

			Status	Membership							Reports					Finance	LCIF	
Club Number	Club Name	Charter Date		Current Member Count	YTD Members Added	YTD Members Dropped	YTD Net Growth	YTD Net Growth%	Member Count 12 Months Ago	Avg. length of service for dropped members	Months Since Last MMR ***	Yrs. Since Last Officer Report	President Rotation	Vice President Reported ****	Months Since Last Activity Report ***	Account Balance	Donations for current Fiscal Year	
			Number of times on status quo within last two years	If below 15 members appears			If net loss is greater than 20% appears				If no report in 3 months appears in	When more than one year appears in	Number of repeat terms	Notes the officers that do not have an active		If no report at 12 months appears in red		
Clubs less than two years old																		
180466	Le Puy Trois Rocs	01/30/2025	Active	24	24	0	24	100.00%	0		2			N	S,T,M,VP,SC	N/A		
Clubs more than two years old																		
104074	ALBERTVILLE LES QUATRE VALLEES	12/04/2008	Active	14	3	3	0	0.00%	14	12	0			N	SC	0	\$2,092.87	
19105	ALBERTVILLE OLYMPIQUE	04/19/1958	Active	27	1	1	0	0.00%	28	37	0			N		2	\$2,852.29	
67264	ALLAGNON VAL D'ALLIER	02/05/2003	Active	13	0	1	-1	-7.14%	14	2	0			N	T,SC	3	\$156.73	
19106	AMBERT EN LIVRADOIS	10/31/1967	Active	41	0	0	0	0.00%	40		0			N		0		
Exc Award (06/30/2018, 06/30/2024)																		
19107	ANNECY	12/03/1952	Active	45	3	2	1	2.27%	44	38	0				VP,SC	23		
50641	ANNECY IMPERIAL	06/12/1990	Active	26	0	2	-2	-7.14%	28	14	1			N		12	\$3,134.64	
Exc Award (06/30/2024)																		
36475	ANNECY LAC	01/23/1979	Active	30	3	2	1	3.45%	30	26	0			N		11	\$1,561.93	
19108	ANNEMASSE-GENEVOIS	11/21/1952	Active	33	0	1	-1	-2.94%	35	60	1			N		0	\$162.05	
19169	ANNONAY ARDECHE	05/18/1960	Active	73	1	1	0	0.00%	73	19	0			N		0	\$73.61	
105648	ANNONAY ROCHE DES VENTS	06/01/2009	Active	28	0	1	-1	-3.45%	30	2	1			N		11		
43502	AUBENAS BAS VIVARAIS	02/08/1984	Active	22	1	1	0	0.00%	22	5	2			N	SC	24+	\$1,201.61	
49323	AUBENAS PRIVAS	03/18/1989	Active	19	1	0	1	5.56%	17		1			IP		1	\$419.61	
19174	AUBENAS VALS DOYEN	03/07/1957	Active	26	0	1	-1	-3.70%	27	10	3			N	M,SC	N/A	\$62.48	
68722	BEAUMONT VAL D'ARTIERE	04/28/2003	Active	16	2	3	-1	-5.88%	19	19	0			N		12	\$156.73	
19113	BELLEGARDE	03/17/1962	Active	13	0	1	-1	-7.14%	14	3	0			N	M	14	\$324.10	
19116	BELLEY	10/05/1955	Active	17	1	1	0	0.00%	18	3	0			N	M,SC	7	\$520.64	
50533	BOEN PAYS D'URFE	05/16/1990	Active	15	0	1	-1	-6.25%	16	25	0			N	T,VP,SC	N/A	\$313.46	
42809	BOURG EN BESSE BOURG-BROU	06/29/1983	Active	19	1	1	0	0.00%	20	31	1				M,VP	11	\$481.84	
50509	BOURG EN BRESSE BOURG SPIRALES	05/08/1990	Active	19	4	2	2	11.76%	17	20	0			N	SC	10		



# Club Health Assessment for District 103CS through May 2025

			Status	Membership							Reports					Finance		LCIF
Club Number	Club Name	Charter Date		Current Member Count	YTD Members Added	YTD Members Dropped	YTD Net Growth	YTD Net Growth%	Member Count 12 Months Ago	Avg. length of service for dropped members	Months Since Last MMR ***	Yrs. Since Last Officer Report	President Rotation	Vice President Reported ****	Months Since Last Activity Report ***	Account Balance	Donations for current Fiscal Year	
			Number of times on status quo within last two years	If below 15 members appears				If net loss is greater than 20% appears			If no report in 3 months appears in	When more than one year appears in	Number of repeat terms	Notes the officers that do not have an active	If no report at 12 months appears in red			
19115	BOURGOIN PORTE DE L'ISERE	03/03/1958	Active	34	1	1	0	0.00%	35	30	1			N SC	13			
42296	BRIOUDE Exc Award (06/30/2018)	02/07/1983	Active	21	0	1	-1	-4.55%	22	37	1			N	5		\$1,728.96	
59412	CHAMALIÈRES DÔMES	04/23/1997	Active	13	0	1	-1	-7.14%	14	21	1		2	N T,M	11			
30962	CHAMBERY AIX LE REVARDE Exc Award (06/30/2019)	06/17/1975	Active	32	3	1	2	6.67%	30	24	0			N SC	1		\$1,678.52	
55010	CHAMBERY AIX SABAUDIA Exc Award (06/30/2018)	11/02/1993	Active	12	1	2	-1	-7.69%	13	6	0			VP,SC	1		\$784.97	
19104	CHAMBERY-AIX-LES-BAINS DOYN LC	01/13/1951	Active	25	2	3	-1	-3.85%	27	4	1			N	2		\$78.04	
154176	Clermont Faille de limagne	04/11/2023	Active	22	2	3	-1	-4.35%	23	5	0			N	11			
19121	CLERMONT FERRAND DOYEN	02/16/1952	Active	30	3	2	1	3.45%	30	25	0			N	2			
50062	CLERMONT GERGOVIE	12/27/1989	Active	16	1	2	-1	-5.88%	17	25	0			N	6		\$1,002.31	
42810	CLERMONT VOLCANS Exc Award (06/30/2018)	06/29/1983	Active	22	2	1	1	4.76%	21	29	0			VP	24+		\$313.46	
106901	COURCHEVEL TARENDAISE	11/19/2009	Active	23	0	0	0	0.00%	23		8			N	10			
53855	COURNON D'Auvergne COUR RI D'A	12/01/1992	Active	17	3	3	0	0.00%	20	12	0			N	6			
54298	CREST VAL DE DROME	03/31/1993	Active	14	2	3	-1	-6.67%	15	31	5		2	VP,SC	24+			
42297	DE DOMBES	02/07/1983	Active	9	0	0	0	0.00%	9		1		2	VP,SC	4			
35773	FAUCIGNY Exc Award (06/30/2023)	06/26/1978	Active	34	2	0	2	6.25%	32		1			N	11			
46052	GRENOBLE DAUPHINS	04/30/1986	Active	17	0	1	-1	-5.56%	18	13	0			VP	24		\$1,768.49	
19127	GRENOBLE DOYEN	01/15/1953	Active	38	0	1	-1	-2.56%	39	3	1			N	6		\$1,016.37	
55747	GRENOBLE PORTE DE FRANCE	05/19/1994	Active	14	1	0	1	7.69%	16		2			N	16		\$1,417.02	
19126	GRENOBLE STENDHAL OLYMPIQUE	01/31/1972	Active	9	0	0	0	0.00%	9		3			VP	24+		\$891.23	
19130	ISSOIRE	06/16/1966	Active	32	1	1	0	0.00%	32	12	1			N	11		\$2,096.47	



# Club Health Assessment for District 103CS through May 2025

			Status	Membership							Reports					Finance		LCIF
Club Number	Club Name	Charter Date		Current Member Count	YTD Members Added	YTD Members Dropped	YTD Net Growth	YTD Net Growth%	Member Count 12 Months Ago	Avg. length of service for dropped members	Months Since Last MMR ***	Yrs. Since Last Officer Report	President Rotation	Vice President Reported ****	Months Since Last Activity Report ***	Account Balance	Donations for current Fiscal Year	
			Number of times on status quo within last two years	If below 15 members appears				If net loss is greater than 20% appears			If no report in 3 months appears in	When more than one year appears in	Number of repeat terms	Notes the officers that do not have an active	If no report at 12 months appears in red			
34212	LA BOURBOULE SANCY L C	06/27/1977	Active	16	0	3	-3	-15.79%	19	16	0		2	VP	24+			
147783	La Tour Collines Du Dauphine	08/25/2021	Active	21	0	2	-2	-8.70%	23	10	0			N	24		\$525.79	
31465	LE FOREZ MONTBRISON	12/30/1975	Active	34	10	0	10	41.67%	26		0			N	3		\$1,204.96	
Exc Award (06/30/2023)																		
19199	LE PUY EN VELAY	11/16/1957	Active	36	1	3	-2	-5.26%	38	12	0			N	11		\$313.46	
64494	LYON AEROPORT	06/30/2001	Active	20	1	2	-1	-4.76%	21	21	0			N	7		\$324.10	
146281	Lyon Avenir	06/01/2021	Active	20	1	0	1	5.26%	19		0			N	2			
30076	LYON BELLECOUR ET SUD	12/30/1974	Active	43	3	8	-5	-10.42%	46	8	0			N	5		\$1,481.58	
31629	LYON BROTTAUX PART-DIEU	01/28/1976	Active	16	1	0	1	6.67%	16		0			N	3		\$52.06	
19136	LYON CLUB DOYEN	06/02/1953	Active	26	2	2	0	0.00%	26	21	0			R	19		\$1,798.91	
65409	LYON CONFLUENCES NEW CENTURY	05/30/2002	Active	15	0	0	0	0.00%	15		1			N	M	24+		
19138	LYON EST	10/06/1964	Active	18	0	1	-1	-5.26%	19	13	1			N	SC	12	\$1,041.28	
34213	LYON HORIZON	06/27/1977	Active	28	6	3	3	12.00%	25	21	0		2	N	3		\$2,563.07	
44855	LYON LAFAYETTE	04/08/1985	Active	14	1	0	1	7.69%	13		0			VP,SC	0		\$156.73	
31216	LYON MONT D'OR	09/29/1975	Active	25	5	3	2	8.70%	23	5	0			N	11		\$1,051.58	
35377	LYON VAL D'AZERGUES L C	04/17/1978	Active	21	0	1	-1	-4.55%	22	3	0		2	VP	11		\$313.46	
19141	LYON WEST	01/27/1960	Active	56	1	2	-1	-1.75%	57	41	0			N	2		\$4,819.87	
84621	LYON-CHARBONNIERES	04/06/2005	Active	20	0	4	-4	-16.67%	22	5	0			N	11		\$2,076.26	
124740	Meylan Belledonne	04/22/2015	Active	11	2	0	2	22.22%	10		0			VP	11		\$930.32	
19143	MONT BLANC	03/07/1956	Active	29	1	0	1	3.57%	28		1			N	1		\$4,192.94	
Exc Award (06/30/2019)																		
19207	MONTELMAR MISTRAL	05/11/1956	Active	24	4	2	2	9.09%	23	2	0			N	P	11	\$2,361.04	
43158	MONTELMAR RIVES DU RHONE	11/08/1983	Active	29	2	1	1	3.57%	26	37	1			R	5		\$2,248.94	
Exc Award (06/30/2017, 06/30/2023)																		
19157	MONT BEAUJOLAIS L C	02/08/1957	Active	10	1	1	0	0.00%	9	5	0		2	N	SC	23		



# Club Health Assessment for District 103CS through May 2025

			Status	Membership							Reports					Finance	LCIF
Club Number	Club Name	Charter Date		Current Member Count	YTD Members Added	YTD Members Dropped	YTD Net Growth	YTD Net Growth%	Member Count 12 Months Ago	Avg. length of service for dropped members	Months Since Last MMR ***	Yrs. Since Last Officer Report	President Rotation	Vice President Reported ****	Months Since Last Activity Report ***	Account Balance	Donations for current Fiscal Year
			Number of times on status quo within last two years	If below 15 members appears				If net loss is greater than 20% appears			If no report in 3 months appears in	When more than one year appears in	Number of repeat terms	Notes the officers that do not have an active	If no report at 12 months red		
45593	NEUVILLE VAL DE SAONE	12/30/1985	Active	29	0	2	-2	-6.45%	30	14	1			N	24+		\$8,174.61
53156	OYONNAX NANTUA SECILI	05/27/1992	Active(1)	7	0	1	-1	-12.50%	8	33	0		2	N	T,M,SC	11	\$156.73
19151	PEROUGES	12/03/1957	Active	21	2	1	1	5.00%	20	19	1			N		2	\$525.79
	Exc Award (06/30/2018)																
36476	PONT LA TOUR L C	01/31/1979	Active	13	0	2	-2	-13.33%	14	6	1			IP		1	\$1,466.19
	Exc Award (06/30/2023)																
19153	RIOM	02/16/1968	Active	16	1	2	-1	-5.88%	17	13	0			N		0	\$1,153.42
	Exc Award (06/30/2023)																
19216	ROANNE	10/16/1957	Active	25	2	0	2	8.70%	23		0			N		1	\$1,048.23
19221	SAINT ETIENNE EUROPE TROIS VALLEES	04/27/1966	Active	47	24	5	19	67.86%	29	8	0			N		12	\$1,521.58
36727	SAINT ETIENNE MONT PILAT	03/19/1979	Active	21	0	0	0	0.00%	22		1			N	SC	13	\$736.11
32013	SAINT PERAY GUILHERAND GRANGES	04/06/1976	Active	28	4	0	4	16.67%	25		1			N	M	7	
68961	SAVOIE LAMARTINE	06/11/2003	Active	13	0	1	-1	-7.14%	13	11	1				S,VP	5	\$315.48
43503	ST JEAN DE MAURIENNE VAL D ARC	02/08/1984	Active	13	2	2	0	0.00%	13	5	0				VP,SC	9	\$797.20
19224	ST VALLIER ST RAMBERT	06/29/1970	Active	17	8	1	7	70.00%	10	31	0		2	N	M,SC	11	
19229	TAIN TOURNON L C	04/17/1967	Active	8	1	11	-10	-55.56%	20	12	0				VP	8	\$472.21
19156	THIERS	03/01/1955	Active	32	3	3	0	0.00%	34	11	0			N		N/A	\$162.05
62898	THONON LAC ET MONTAGNES	03/13/2000	Active	30	2	1	1	3.45%	29	25	0			N		11	
19158	THONON-EVIAN-LES-BAINS	01/22/1953	Active	34	1	2	-1	-2.86%	35	5	0			N	VP	11	\$55.41
19159	TREVOUX	11/25/1957	Active	17	2	2	0	0.00%	17	2	0			N		3	\$420.64
40642	VALENCE DAUPHIN	12/15/1981	Active	33	4	1	3	10.00%	31	6	0			N		5	\$3,190.75
	Exc Award (06/30/2024)																
48210	VALENCE DEUX RIVES	03/07/1988	Active	18	0	4	-4	-18.18%	22	13	0			N	M,SC	11	\$525.79
19232	VALENCE DROME	10/22/1951	Active	33	1	2	-1	-2.94%	32	18	1			N		7	\$728.90
136234	Valence Romans Horizons	08/17/2018	Cancelled(6*)	0	0	0	0	0.00%	13		9	1	None		P,S,T,M,VP SC	23	





## Club Health Assessment for District 103CS through May 2025

			Status	Membership							Reports					Finance	LCIF
Club Number	Club Name	Charter Date		Current Member Count	YTD Members Added	YTD Members Dropped	YTD Net Growth	YTD Net Growth%	Member Count 12 Months Ago	Avg. length of service for dropped members	Months Since Last MMR ***	Yrs. Since Last Officer Report	President Rotation	Vice President Reported ****	Months Since Last Activity Report ***	Account Balance	Donations for current Fiscal Year
			Number of times on status quo within last two years	If below 15 members appears				If net loss is greater than 20% appears			If no report in 3 months appears in	When more than one year appears in	Number of repeat terms	Notes the officers that do not have an active	If no report at 12 months appears in red		
19163	VIENNE	03/01/1958	Active	14	0	1	-1	-6.67%	15	20	2			S,VP	13		
119234	VIENNE LES 7 COLLINES	04/25/2013	Active	17	0	1	-1	-5.56%	15	4	0		2	N	11		
39424	VILLAGES BEAUJOLAIS L C	02/27/1981	Active	22	3	2	1	4.76%	21	12	0			N	1		\$2,092.87
19164	VILLEFRANCHE	05/12/1956	Active	40	2	3	-1	-2.44%	41	3	0		2	N	8		\$2,092.87
	Exc Award (06/30/2023)																
35591	VOIRON	05/26/1978	Active	27	3	2	1	3.85%	27	42	1			N	6		\$44.69

Clubs Cancelled Previous Fiscal Year – Clubs Cancelled within last 12 months may be reinstated

Club Number	Club Name	Charter Date	Current Status*	Cancellation Date
19217	ROMANS-BOURG DE PEAGE	03/10/1969	Cancelled(6*)	07/29/2023

Current Total Clubs Count	YTD New Clubs Count	YTD Cancelled Clubs Count	YTD Net Club Gain	Current Total Members Count	YTD Add	YTD Drop	YTD Net Growth	YTD Net Growth %	Member Count 12 Months Ago	Average Member Count Per Club	% of Clubs with less than 20 members	% No MMR in 3 Months	% No Officer Report in 12 Months	% of Clubs with balance 90+ days	Number of Clubs in Status Quo	% Status Quo Clubs in Financial Suspension	Number of Cancelled Clubs	Average Cancelled Club Age	Members Lost Due to Cancellation	% of Clubs Cancelled for Non-Financial Reasons
87	1	1	0	2,061	176	141	35	1.73%	2,053	24	41%	5%	0%	0%	0	0%	1	60	0	100%

\* - P - Priority Club. Cancellation Reasons: 1-Objectives/conduct, 2-Non-active club, 5-Non-existing club, 6-Disbanding, 7-Merger, 8-Financial Suspension, 9-District/Multiple District Dues.

\*\* - Abbreviation: P-President, S-Secretary, T-Treasurer, M-Member Chairperson, VP-First Vice President, MC-Communications Chairperson, SC-Service Chairperson

\*\*\* - Abbreviation: N/R - Never reported using the Lions Clubs website, N/A - Not applicable, No password registered for the Lions Clubs website.

\*\*\*\* - Abbreviation: N - New, IP - Immediate Past, R - Repeat.



# Club Health Assessment for District 103CW through May 2025

Club Number	Club Name	Charter Date	Status	Membership							Reports					Finance	LCIF
				Current Member Count	YTD Members Added	YTD Members Dropped	YTD Net Growth	YTD Net Growth%	Member Count 12 Months Ago	Avg. length of service for dropped members	Months Since Last MMR ***	Yrs. Since Last Officer Report	President Rotation	Vice President Reported ****	Months Since Last Activity Report ***	Account Balance	Donations for current Fiscal Year
			Number of times on status quo within last two years	If below 15 members appears				If net loss is greater than 20% appears			If no report in 3 months appears in	When more than one year appears in	Number of repeat terms	Notes the officers that do not have an active	If no report at 12 months red		
<b>Clubs less than two years old</b>																	
156820	Challans Sable et Marais	12/11/2023	Active	15	3	1	2	15.38%	14	6	0		2	R	14		\$216.91
171919	Cognac Passion Oenologie	05/30/2024	Active	14	2	8	-6	-30.00%	20	1	0		None	P,S,M,VP,SC	N/R		
154900	Confolens Val de Vienne	06/22/2023	Active	17	3	0	3	21.43%	18		1			VP	6	90+ Days	\$108.46
156103	Cozes en Saintonge	11/20/2023	Active	13	3	2	1	8.33%	12	2	0		2	VP,SC	N/A		\$1,115.08
157122	Cussac-Oradour Ouest Limousin	01/19/2024	Active	24	4	1	3	14.29%	21	20	0			N VP	N/R		\$670.24
178380	Limousin Automobile	09/16/2024	Active	18	24	6	18	100.00%	0	1	0			M,VP,SC	N/R	90+ Days	
182151	Limousin Partage et Papilles	05/06/2025	Newly Chartered	18	20	2	18	100.00%	0	0	0			VP,SC	N/R		
<b>Clubs more than two years old</b>																	
43901	AIXE SUR VIENNE	05/30/1984	Active	10	0	2	-2	-16.67%	14	25	1			N S,SC	8		
19287	ANGOULEME DOYEN	09/25/1956	Active	22	2	6	-4	-15.38%	26	11	0			N M	5	90+ Days	\$1,084.57
49324	ANGOULEME MARGUERITE	03/20/1989	Active	19	1	1	0	0.00%	19	11	0			N SC	11	90+ Days	\$210.32
59858	ANGOULEME RENAISSANCE	07/07/1997	Active	19	0	0	0	0.00%	19		1			N	0		\$1,051.58
19288	ANGOULEME VALOIS	04/06/1970	Active	18	1	2	-1	-5.26%	19	5	1			S,VP,SC	15		
41519	AUBUSSON	06/21/1982	Active	12	4	2	2	20.00%	10	1	0			N SC	8		
37841	BELLAC GARTEMPE	12/18/1979	Active	19	1	3	-2	-9.52%	22	8	0			N SC	0	90+ Days	\$535.40
	Exc Award (06/30/2023)																
105151	BOURGANEUF	04/03/2009	Active	9	2	1	1	12.50%	8	6	0		2	VP,SC	6		\$167.26
	Exc Award (06/30/2023)																
55412	BOUSSAC	03/18/1994	Active	13	1	1	0	0.00%	13	1	3		None	P,T,M,VP,SC	6		\$905.39
19302	BRESSUIRE	11/23/1965	Active	24	3	0	3	14.29%	22		1			N	5	90+ Days	
138331	Châtelailon-Plage	05/29/2019	Active	27	5	3	2	8.00%	25	5	0			IP	6	90+ Days	
19304	CHATELLERAULT	06/27/1956	Active	18	2	1	1	5.88%	17	0	1			N SC	12	90+ Days	
19305	CHATELLERAULT FUTURSCOPE	01/15/1974	Active	17	2	2	0	0.00%	17	7	1			VP	3		
37168	CHAUVIGNY	05/29/1979	Active	5	0	1	-1	-16.67%	6	1	0		2	VP,SC	3		



# Club Health Assessment for District 103CW through May 2025

Club Number	Club Name	Charter Date	Status	Membership							Reports					Finance	LCIF
				Current Member Count	YTD Members Added	YTD Members Dropped	YTD Net Growth	YTD Net Growth%	Member Count 12 Months Ago	Avg. length of service for dropped members	Months Since Last MMR ***	Yrs. Since Last Officer Report	President Rotation	Vice President Reported ****	Months Since Last Activity Report ***	Account Balance	Donations for current Fiscal Year
			Number of times on status quo within last two years	If below 15 members appears				If net loss is greater than 20% appears			If no report in 3 months appears in	When more than one year appears in	Number of repeat terms	Notes the officers that do not have an active	If no report at 12 months red		
19306	COGNAC JARNAC L C	09/26/1956	Active	26	1	3	-2	-7.14%	28	16	0			N M	16		\$542.28
50153	COGNAC JEANNE D'ALBRET	02/05/1990	Active	17	1	1	0	0.00%	17	7	1			N SC	5		\$3,259.92
43763	CUSSAC VAL DE TARDOIRE	04/09/1984	Active	17	3	0	3	21.43%	14		0			N	11		\$900.24
	Exc Award (06/30/2018)																
38652	FONTENAY-BAS POITOU L C	06/12/1980	Active	20	2	0	2	11.11%	19		1			N	11		
19254	GUERET CREUSE	03/08/1957	Active	21	1	4	-3	-12.50%	25	4	0			N	0		
	Exc Award (06/30/2018, 06/30/2023)																
46735	ILE DE RE	12/15/1986	Active	23	1	3	-2	-8.00%	25	14	1			N P	11		\$5,336.28
32742	ILE D'OLERON	09/21/1976	Active	16	3	0	3	23.08%	16		1			P,M,VP,SC	24+	90+ Days	\$2,125.85
59999	ISLE VAL DE L'AURENCE	10/01/1997	Active	22	3	1	2	10.00%	20	12	0		2	N	2		\$784.84
	Exc Award (06/30/2018, 06/30/2023)																
33556	JONZAC	03/31/1977	Active	19	0	0	0	0.00%	18		1		2	VP	2		\$1,084.57
19310	LA ROCHE SUR YON	04/01/1958	Active	36	3	7	-4	-10.00%	39	25	0			N T	11	90+ Days	\$1,626.85
19309	LA ROCHELLE	01/31/1957	Active	39	5	2	3	8.33%	38	9	0			VP	6	90+ Days	\$2,125.85
82393	LA ROCHELLE AUNIS	06/30/2004	Active	17	4	1	3	21.43%	14	16	0			N	1		\$1,811.94
32961	LA ROCHELLE OCEAN	11/10/1976	Active	41	4	2	2	5.13%	42	24	0			N	3	90+ Days	\$2,125.85
60658	LA ROCHELLE PERNELLE AUFFREDY	04/16/1998	Active	9	0	3	-3	-25.00%	12	5	1			VP,SC	1		
34972	LA SOUTERRAINE	01/31/1978	Active	26	2	0	2	8.33%	23		1			N	0	90+ Days	\$1,610.36
134619	La Tremblade-Presqu?île d'Arvert	04/25/2018	Active	7	0	0	0	0.00%	8		1		2	N	0		\$104.64
19313	LES HERBIERS	04/20/1966	Active	24	3	0	3	14.29%	22		0			N P	0	90+ Days	\$2,971.87
19314	LES SABLES D OLNNE	07/16/1957	Active	45	3	2	1	2.27%	45	28	1			N P	5		\$4,249.23
19258	LIMOGES BRIANCE	10/22/1971	Active	14	0	3	-3	-17.65%	17	12	0			VP,SC	11		
47872	LIMOGES CELADON	11/16/1987	Active	24	2	0	2	9.09%	23		0			N VP	1		\$2,438.52
	Exc Award (06/30/2018, 06/30/2020)																
52948	LIMOGES RENAISSANCE	04/23/1992	Active	21	1	0	1	5.00%	20		0			N M,SC	6	90+ Days	\$702.76
	Exc Award (06/30/2018)																



# Club Health Assessment for District 103CW through May 2025

			Status	Membership							Reports					Finance	LCIF
Club Number	Club Name	Charter Date		Current Member Count	YTD Members Added	YTD Members Dropped	YTD Net Growth	YTD Net Growth%	Member Count 12 Months Ago	Avg. length of service for dropped members	Months Since Last MMR ***	Yrs. Since Last Officer Report	President Rotation	Vice President Reported ****	Months Since Last Activity Report ***	Account Balance	Donations for current Fiscal Year
			Number of times on status quo within last two years	If below 15 members appears				If net loss is greater than 20% appears			If no report in 3 months appears in	When more than one year appears in	Number of repeat terms	Notes the officers that do not have appears in an active	If no report at 12 months red		
37593	LIMOGES SAINT MARTIAL	10/04/1979	Active	30	3	1	2	7.14%	28	2	1			N	6		\$2,083.40
Exc Award (06/30/2018)																	
19316	LOUDUN	03/24/1972	Active	20	6	0	6	42.86%	15		1			N	0		\$481.18
19318	LUCON	06/11/1965	Active	22	1	1	0	0.00%	22	9	1			N	8		\$5,950.33
32640	LUSSAC-LES-CHATEAUX VAL DE V G	07/28/1976	Active	16	0	1	-1	-5.88%	17	29	0			N	6		
35774	MARENNES	06/26/1978	Active	20	2	1	1	5.26%	19	36	0			N	6	90+ Days	\$3,405.09
Exc Award (06/30/2019, 06/30/2021, 06/30/2022)																	
43762	MELLE-PAYS MELLOIS	04/27/1984	Active	11	0	1	-1	-8.33%	14	41	0			N	SC	12	
19323	MONTAIGU	05/29/1970	Active	18	0	0	0	0.00%	18		5			N		0	\$841.27
140443	Montbron Bandiat-Tardoire	01/06/2020	Active	19	5	5	0	0.00%	19	3	0		2	R	P	15	\$315.48
62535	NIORT DONJON	12/01/1999	Active	18	0	4	-4	-18.18%	22	9	1			N	M,SC	0	\$1,412.70
19325	NIORT DOYEN	03/02/1961	Active	24	2	1	1	4.35%	23	20	0			N		0	90+ Days \$3,251.23
41520	NIORT VENISE VERTE	06/09/1982	Active	16	3	0	3	23.08%	14		1				VP	13	90+ Days \$520.24
127261	Oradour Sur Glane	04/12/2016	Active	9	1	0	1	12.50%	8		2			R	SC	11	90+ Days \$312.39
19327	PARTHENAY	03/07/1959	Active	17	0	0	0	0.00%	17		0			N	SC	3	\$1,041.28
19333	POITIERS	09/17/1957	Active	28	3	1	2	7.69%	26	18	1			N		N/R	
67462	POITIERS ALIENOR D'AQUITAINE	03/11/2003	Active	14	1	0	1	7.69%	13		0			N	M	6	\$55.75
19334	POITIERS VAL DE BOIVR	03/20/1970	Active	32	3	1	2	6.67%	30	0	0			N	SC	6	90+ Days \$1,382.65
145607	Pons Haute Saintonge Ouest	03/10/2021	Active	23	1	0	1	4.55%	23		1			N	SC	13	\$1,239.25
149737	Pont L Abbe D Arnoult	01/31/2022	Active	14	0	1	-1	-6.67%	13	3	0		3	N		N/R	
34032	POUZAUGES BOCAGE L C	06/07/1977	Active	13	0	0	0	0.00%	13		0			N	SC	12	
19336	ROCHEFORT-SUR-MER	10/29/1955	Active	30	3	3	0	0.00%	28	6	0			N	P	3	\$854.67
44857	ROUILLAC	04/18/1985	Active	19	2	3	-1	-5.00%	20	9	1			N		1	\$1,084.57
60337	ROYAN COTE ATLANTIQUE	02/04/1998	Active	14	4	6	-2	-12.50%	17	16	0				VP,SC	13	90+ Days \$208.54
19337	ROYAN DOYEN	01/20/1956	Active	33	6	3	3	10.00%	30	14	1			N	T,SC	11	\$50.00



# Club Health Assessment for District 103CW through May 2025

Club Number	Club Name	Charter Date	Status	Membership							Reports					Finance	LCIF
				Current Member Count	YTD Members Added	YTD Members Dropped	YTD Net Growth	YTD Net Growth%	Member Count 12 Months Ago	Avg. length of service for dropped members	Months Since Last MMR ***	Yrs. Since Last Officer Report	President Rotation	Vice President Reported ****	Months Since Last Activity Report ***	Account Balance	Donations for current Fiscal Year
			Number of times on status quo within last two years	If below 15 members appears				If net loss is greater than 20% appears			If no report in 3 months appears	When more than one year appears in	Number of repeat terms	Notes the officers that do not have an active	If no report at 12 months appears in red		
33439	SAINT JUNIEN	03/16/1977	Active	21	0	0	0	0.00%	18		1			N	11		\$3,269.17
31662	SAINT YRIEIX	02/03/1976	Active	13	0	4	-4	-23.53%	18	8	1			N	7		
19341	SAINTES CHARENTE	10/27/1955	Active	20	0	0	0	0.00%	20		0			N	8		\$520.64
84049	SAINTES VALLEE ROMANE	11/02/2004	Active	15	1	4	-3	-16.67%	19	1	1			N	0	90+ Days	\$313.93
37956	SAINT-GILLES CROIX DE VIE	01/18/1980	Active	31	4	0	4	14.81%	29		0			N	6		\$2,664.13
	Exc Award (06/30/2016)																
51024	SAUJON VALLEE DE LA SEUDRE	10/31/1990	Active	18	2	0	2	12.50%	13		0		2	N	0		\$5,323.90
55506	SOLIGNAC EN LIMOUSIN	04/07/1994	Active	17	0	0	0	0.00%	18		1			N	5		\$433.83
19339	ST JEAN DANGELY	02/01/1962	Active	27	1	1	0	0.00%	26	42	0			N	0		\$2,661.95
	Exc Award (06/30/2023, 06/30/2024, 06/30/2025)																
44989	ST LEONARD DE NOBLAT	05/30/1985	Active	19	0	0	0	0.00%	19		0		2	N	5		
34971	TALMONT JARD LA TRANCHE	01/31/1978	Active	11	3	0	3	37.50%	8		2		2	R	24+	90+ Days	
19349	THOUARS PAYS THOUARSAIS	12/12/1970	Active	18	2	0	2	12.50%	16		0			N	11		
28148	VAL DE SEVRE	03/28/1974	Active	20	0	0	0	0.00%	20		2			VP	11		


Clubs Cancelled Previous Fiscal Year – Clubs Cancelled within last 12 months may be reinstated

Club Number	Club Name	Charter Date	Current Status*	Cancellation Date
106972	COUHE VIVONNE VAL DE POITOU	12/07/2009	Cancelled(6*)	11/29/2023
51480	LA ROCHELLE PERTUIS	03/27/1991	Cancelled(6*)	01/29/2024

Current Total Clubs Count	YTD New Clubs Count	YTD Cancelled Clubs Count	YTD Net Club Gain	Current Total Members Count	YTD Add	YTD Drop	YTD Net Growth	YTD Net Growth %	Member Count 12 Months Ago	Average Member Count Per Club	% of Clubs with less than 20 members	% No MMR in 3 Months	% No Officer Report in 12 Months	% of Clubs with balance 90+ days	Number of Clubs in Status Quo	% Status Quo Clubs in Financial Suspension	Number of Cancelled Clubs	Average Cancelled Club Age	Members Lost Due to Cancellation	% of Clubs Cancelled for Non-Financial Reasons
77	2	0	2	1,525	184	119	65	4.45%	1,480	20	58%	3%	0%	30%	0	0%	0	0	0	0%



Club Health Assessment for District 103CW through May 2025

			Status	Membership							Reports					Finance	LCIF
Club Number	Club Name	Charter Date		Current Member Count	YTD Members Added	YTD Members Dropped	YTD Net Growth	YTD Net Growth%	Member Count 12 Months Ago	Avg. length of service for dropped members	Months Since Last MMR ***	Yrs. Since Last Officer Report	President Rotation	Vice President Reported ****	Months Since Last Activity Report ***	Account Balance	Donations for current Fiscal Year
			Number of times on status quo within last two years	If below 15 members appears				If net loss is greater than 20% appears			If no report in 3 months appears in	When more than one year appears in	Number of repeat terms	Notes the officers that do not have an active	If no report at 12 months appears in red		

\* - P - Priority Club. Cancellation Reasons: 1-Objectives/conduct, 2-Non-active club, 5-Non-existing club, 6-Disbanding, 7-Merger, 8-Financial Suspension, 9-District/Multiple District Dues.  
\*\* - Abbreviation: P-President, S-Secretary, T-Treasurer, M-Member Chairperson, VP-First Vice President, MC-Communications Chairperson, SC-Service Chairperson  
\*\*\* - Abbreviation: N/R - Never reported using the Lions Clubs website, N/A - Not applicable, No password registered for the Lions Clubs website.  
\*\*\*\* - Abbreviation: N - New, IP - Immediate Past, R - Repeat.



# Club Health Assessment for District 103SE through May 2025

			Status	Membership							Reports					Finance		LCIF
Club Number	Club Name	Charter Date		Current Member Count	YTD Members Added	YTD Members Dropped	YTD Net Growth	YTD Net Growth%	Member Count 12 Months Ago	Avg. length of service for dropped members	Months Since Last MMR ***	Yrs. Since Last Officer Report	President Rotation	Vice President Reported ****	Months Since Last Activity Report ***	Account Balance	Donations for current Fiscal Year	
			Number of times on status quo within last two years	If below 15 members appears				If net loss is greater than 20% appears			If no report in 3 months appears in	When more than one year appears in	Number of repeat terms	Notes the officers that do not have an active	If no report at 12 months appears in red			
Clubs less than two years old																		
154914	Aix-Marseille Universal	06/21/2023	Cancelled(6*)	0	0	0	0	0.00%	9		9	1	None	P,S,T,M,VP SC	N/R			
154383	Avignon Universal	06/20/2023	Cancelled(6*)	0	0	0	0	0.00%	23		9	1	None	P,S,T,M,VP SC	N/A			
154915	Camargue - Saintes-Maries de La Mer	06/26/2023	Cancelled(6*)	0	0	0	0	0.00%	10		9		None	P,S,T,M,VP SC	N/A			
156789	Courthézon Principauté	12/21/2023	Active(1)	15	1	9	-8	-34.78%	24	1	0			VP,SC	2			
181301	Gap Tallard Durance	03/14/2025	Newly Chartered	20	20	0	20	100.00%	0		0			VP,SC	N/A			
154391	Saint Hilaire de Brethmas Portes des Lumieres	06/09/2023	Active	20	1	2	-1	-4.76%	27	2	0		3	R M,SC	N/R			
Clubs more than two years old																		
19166	AIX-CEZANNE DOYEN Exc Award (06/30/2024)	04/06/1955	Active	28	6	2	4	16.67%	24	1	1		4	N SC	8		\$200.00	
19167	ALES DOYEN	12/12/1957	Active	24	1	2	-1	-4.00%	26	14	0			N	11		\$1,084.57	
51595	ALES FEMINA	04/26/1991	Active	17	0	0	0	0.00%	17		0			N	5		\$2,125.85	
145690	Ales Passions Exc Award (06/30/2024)	04/30/2021	Active	54	7	9	-2	-3.57%	57	3	1			N	18		\$3,122.25	
40150	ALES VALLEES DES GARDONS	06/15/1981	Active	28	3	0	3	12.00%	26		0			N	4		\$2,190.45	
84868	ALLAUCH SABLINE DE PROVENCE	02/21/2005	Active	12	2	10	-8	-40.00%	16	7	0			N	11		\$1,040.49	
56465	APT EN LUBERON Exc Award (06/30/2017)	01/24/1995	Active	20	2	0	2	11.11%	18		0			N	3	90+ Days	\$6,309.53	
19171	ARLES CAMARGUE	06/15/1959	Active	26	2	2	0	0.00%	27	31	0			N	2		\$3,132.56	
51199	AUBAGNE GARLABAN Exc Award (06/30/2019)	01/23/1991	Active	19	4	2	2	11.76%	17	11	0			N	23		\$1,084.57	
34310	AVIGNON CITE DES PAPES	07/21/1977	Active	25	10	3	7	38.89%	18	0	0		2	T,VP	0		\$324.10	
19172	AVIGNON DOYEN	11/23/1957	Active	20	1	0	1	5.26%	20		1		2	M,VP	4		\$784.25	
99366	AVIGNON GRAND EST	05/15/2007	Active	10	1	2	-1	-9.09%	11	1	0		2	R	11		\$312.15	
42085	BAGNOLS VAL DE CEZE	12/29/1982	Active	19	0	0	0	0.00%	19		0			N SC	14		\$2,103.18	





# Club Health Assessment for District 103SE through May 2025

			Status	Membership							Reports					Finance	LCIF	
Club Number	Club Name	Charter Date		Current Member Count	YTD Members Added	YTD Members Dropped	YTD Net Growth	YTD Net Growth%	Member Count 12 Months Ago	Avg. length of service for dropped members	Months Since Last MMR ***	Yrs. Since Last Officer Report	President Rotation	Vice President Reported ****	Months Since Last Activity Report ***	Account Balance	Donations for current Fiscal Year	
			Number of times on status quo within last two years	If below 15 members appears					If net loss is greater than 20% appears			If no report in 3 months appears in	When more than one year appears in	Number of repeat terms	Notes the officers that do not have an active	If no report at 12 months appears in red		
33147	BOLLENE-TRICASTIN L C	12/27/1976	Active	10	0	2	-2	-16.67%	12	1	0			N	VP	8		\$4,725.26
19179	BRIANCONNAIS	01/28/1964	Active	11	1	1	0	0.00%	11	5	1				VP	13		\$1,040.49
44300	CARNOUX-CALENDAL	10/26/1984	Cancelled(6*)	0	0	0	0	0.00%	10		9	1	None		P,S,T,M,VP SC	24		
19184	CARPENTRAS COMTAT VENAISSIN Exc Award (06/30/2023)	01/28/1958	Active	31	0	8	-8	-20.51%	35	11	0			N	T	5		\$1,182.80
61747	CARRY SAUSSET COTE BLEUE	04/01/1999	Active	6	3	0	3	100.00%	4		0		2		VP,SC	N/R		\$1,590.78
19173	CASSIS LES CALANQUES LC	04/13/1967	Active	24	5	0	5	26.32%	19		0				VP	8		\$1,396.72
19185	CAVAILLON	06/14/1961	Active	17	0	0	0	0.00%	17		2			N	SC	N/A		\$3,121.46
51618	CHATEAURENARD EN PROVENCE	05/07/1991	Active	10	2	4	-2	-16.67%	11	4	0				VP	N/A		
19187	DIGNE-LES-BAINS	12/13/1962	Active	37	2	3	-1	-2.63%	37	38	0			N	P	13		\$1,219.11
63114	EMBRUN VAL DURANCE	05/01/2000	Active	17	2	0	2	13.33%	18		1			N	SC	1		\$1,040.48
98843	GARDANNE EN PROVENCE	03/20/2007	Active	14	1	0	1	7.69%	13		4			N		24+		
19191	HAUTE CEVENNE L C	02/16/1970	Active	8	0	3	-3	-27.27%	11	2	0			N	SC	8		\$958.79
42675	ISLE SUR SORGUE VERTES EAUX	05/31/1983	Active	6	1	2	-1	-14.29%	8	11	4			N	S,M,SC	N/A		\$846.01
133609	Istres	01/10/2018	Active	25	1	4	-3	-10.71%	28	7	1				VP,SC	N/A		\$640.85
49879	LA CIOTAT LUMIERES Exc Award (06/30/2023, 06/30/2024)	10/02/1989	Active	38	1	4	-3	-7.32%	41	13	0			N		10		\$2,136.16
45291	LA ROQUE LUBERON DURANCE	07/09/1985	Active(1)	14	1	2	-1	-6.67%	15	14	0			N		8		
19200	LE VIGAN-GANGES	04/07/1964	Active	11	2	2	0	0.00%	12	5	0			N	M,VP,SC	24+		
35206	LES BAUX DE PROVENCE	03/13/1978	Active(1)	11	1	2	-1	-8.33%	12	1	0		3	R		8		\$1,041.28
111044	LUBERON VIA DOMITIA	05/18/2011	Cancelled(6*)	0	0	0	0	0.00%	5		9	1	None		P,S,T,M,VP SC	24+		
19201	MANOSQUE	05/08/1962	Active	26	0	0	0	0.00%	26		0			N	T	6		\$4,428.39
38318	MARIGNANE ETANG DE BERRE	04/11/1980	Active	14	0	0	0	0.00%	14		0				VP,SC	1		\$1,540.37
19202	MARSEILLE	05/08/1952	Active	47	0	0	0	0.00%	48		0		2	R	SC	11		



# Club Health Assessment for District 103SE through May 2025

			Status	Membership							Reports					Finance		LCIF
Club Number	Club Name	Charter Date		Current Member Count	YTD Members Added	YTD Members Dropped	YTD Net Growth	YTD Net Growth%	Member Count 12 Months Ago	Avg. length of service for dropped members	Months Since Last MMR ***	Yrs. Since Last Officer Report	President Rotation	Vice President Reported ****	Months Since Last Activity Report ***	Account Balance	Donations for current Fiscal Year	
			Number of times on status quo within last two years	If below 15 members appears				If net loss is greater than 20% appears			If no report in 3 months appears in	When more than one year appears in	Number of repeat terms	Notes the officers that do not have an active	If no report at 12 months appears in red			
48374	MARSEILLE FONTAINE D'IVOIRE Exc Award (06/30/2018)	04/04/1988	Active	13	0	0	0	0.00%	13		0			N	6		\$854.43	
30859	MARSEILLE LACYDON	05/30/1975	Active	18	1	2	-1	-5.26%	19	33	0		3	N	11		\$832.60	
47831	MARSEILLE MAGUELONNE	11/13/1987	Active	18	0	0	0	0.00%	19		0			VP	11		\$741.57	
38653	MARSEILLE MASSILIA	06/19/1980	Active	14	1	0	1	7.69%	14		0			N	SC	11		
54697	MARSEILLE METROPOLE	06/30/1993	Active	20	1	0	1	5.26%	19		1			N	1		\$1,084.57	
19204	MARSEILLE PROSPECTIVE	06/25/1964	Active	22	1	1	0	0.00%	21	53	0			N	11		\$863.21	
35960	MARSEILLE RESONANCE	07/31/1978	Active	24	2	0	2	9.09%	22		0			N	11		\$2,125.06	
44990	MARSEILLE SAINT JEAN	05/30/1985	Active	18	7	0	7	63.64%	15		0			VP	5			
19205	MARTIGUES	03/17/1965	Active	13	0	0	0	0.00%	14		0			N	0		\$1,375.31	
19212	NIMES	10/03/1957	Active	28	8	0	8	40.00%	20		0			VP	5		\$3,717.76	
120124	Nimes Alphonse Daudet Exc Award (06/30/2024)	08/27/2013	Active	13	0	10	-10	-43.48%	23	9	0			N	1		\$1,188.86	
33862	NIMES MAISON CARREE	05/06/1977	Active	7	0	0	0	0.00%	7		0		2	N	N/R			
34034	NYONS DROME PROVENCALE	06/14/1977	Active	18	1	0	1	5.88%	17		1			N	SC	24+	\$162.05	
19213	ORANGE	04/22/1959	Active	21	0	1	-1	-4.55%	22	6	0			N	SC	5		
61774	PARADOU LES ALPILLES Exc Award (06/30/2023)	04/16/1999	Active	21	1	1	0	0.00%	22	7	0				S,VP,SC	11	\$2,931.05	
101069	PAYS DE LA SAINTE BAUME Exc Award (06/30/2022)	01/28/2008	Active	19	1	3	-2	-9.52%	21	4	0			N	SC	1	\$520.64	
47150	PLAN DE CUQUES ETOILE	04/15/1987	Active	34	0	2	-2	-5.56%	33	10	0			R	M,SC	12		
40151	PONTS D'AVIGNON - VILLENEUVE - LES ANGLES	06/15/1981	Active	14	2	0	2	16.67%	12		0			N		11	\$1,084.57	
54721	ROGNAC-CHATEAUNEUF-BE RRE	07/09/1993	Cancelled(6*)	0	0	0	0	0.00%	6		9	1	None		P,S,T,M,VP SC	24+		
19222	SAINT GILLES	05/19/1970	Status Quo(1)	16	3	3	0	0.00%	16	2	0			N	6	90+ Days	\$4,814.44	
64543	SAINT MARTIN DE CRAU	06/30/2001	Active	25	2	0	2	8.70%	24		1			IP	4		\$3,143.67	



# Club Health Assessment for District 103SE through May 2025

			Status	Membership							Reports					Finance		LCIF
Club Number	Club Name	Charter Date		Current Member Count	YTD Members Added	YTD Members Dropped	YTD Net Growth	YTD Net Growth%	Member Count 12 Months Ago	Avg. length of service for dropped members	Months Since Last MMR ***	Yrs. Since Last Officer Report	President Rotation	Vice President Reported ****	Months Since Last Activity Report ***	Account Balance	Donations for current Fiscal Year	
			Number of times on status quo within last two years	If below 15 members appears				If net loss is greater than 20% appears			If no report in 3 months appears in	When more than one year appears in	Number of repeat terms	Notes the officers that do not have an active	If no report at 12 months appears in red			
19168	SAINT REMY-LES ALPILLES Exc Award (06/30/2019)	05/12/1964	Active	22	6	3	3	15.79%	18	2	0		2	N	6		\$1,084.57	
19225	SALON DE PROVENCE	07/01/1959	Active	32	3	0	3	10.34%	29		0			N SC	N/R		\$4,338.28	
43764	SOMMIERES VIDOURLE VAUNAGE Exc Award (06/30/2022)	04/23/1984	Active	29	3	0	3	11.54%	27		0			N	6		\$3,487.76	
51747	SORGUES OUEZE Exc Award (06/30/2018)	06/11/1991	Active	15	0	0	0	0.00%	18		2		2	N SC	24+			
38072	UZES 1ER DUCHE DE FRANCE	02/27/1980	Active	20	2	2	0	0.00%	20	26	0			N SC	24+			
44991	VAISON-VENTOUX	05/30/1985	Active	30	2	2	0	0.00%	30	6	1			N	6			
19235	VALREAS ENCLAVE DES PAPES PAYS DE GRIGNAN	12/14/1960	Active(1)	16	1	1	0	0.00%	16	64	0			M,VP,SC	24			

Clubs Cancelled Previous Fiscal Year – Clubs Cancelled within last 12 months may be reinstated

Club Number	Club Name	Charter Date	Current Status*	Cancellation Date
40643	BEUCAIRE TARASCON	12/30/1981	Cancelled(6*)	02/29/2024
103344	PERTUIS	11/05/2008	Cancelled(6*)	10/29/2023
46736	VAUVERT PETITE CAMARGUE	12/23/1986	Cancelled(6*)	07/29/2023

Current Total Clubs Count	YTD New Clubs Count	YTD Cancelled Clubs Count	YTD Net Club Gain	Current Total Members Count	YTD YTD Add Drop	YTD Net Growth	YTD Net Growth %	Member Count 12 Months Ago	Average Member Count Per Club	% of Clubs with less than 20 members	% No MMR in 3 Months	% No Officer Report in 12 Months	% of Clubs with balance 90+ days	Number of Clubs in Status Quo	% Status Quo Clubs in Financial Suspension	Number of Cancelled Clubs	Average Cancelled Club Age	Members Lost Due to Cancellation	% of Clubs Cancelled for Non-Financial Reasons
63	1	6	-5	1,274	132 111	21	1.68%	1,333	20	52%	3%	0%	3%	1	100%	6	30	0	100%

\* - P - Priority Club. Cancellation Reasons: 1-Objectives/conduct, 2-Non-active club, 5-Non-existing club, 6-Disbanding, 7-Merger, 8-Financial Suspension, 9-District/Multiple District Dues.


\*\* - Abbreviation: P-President, S-Secretary, T-Treasurer, M-Member Chairperson, VP-First Vice President, MC-Communications Chairperson, SC-Service Chairperson

\*\*\* - Abbreviation: N/R - Never reported using the Lions Clubs website, N/A - Not applicable, No password registered for the Lions Clubs website.

\*\*\*\* - Abbreviation: N - New, IP - Immediate Past, R - Repeat.



# Club Health Assessment for District 103 S through May 2025

			Status	Membership							Reports					Finance	LCIF
Club Number	Club Name	Charter Date		Current Member Count	YTD Members Added	YTD Members Dropped	YTD Net Growth	YTD Net Growth%	Member Count 12 Months Ago	Avg. length of service for dropped members	Months Since Last MMR ***	Yrs. Since Last Officer Report	President Rotation	Vice President Reported ****	Months Since Last Activity Report ***	Account Balance	Donations for current Fiscal Year
			Number of times on status quo within last two years	If below 15 members appears	If net loss is greater than 20% appears					If no report in 3 months appears in	When more than one year appears in	Number of repeat terms	Notes the officers that do not have an active		If no report at 12 months red		
<b>Clubs less than two years old</b>																	
156635	Albi Tarn Motors	11/28/2023	Active	19	8	6	2	11.76%	22	1	0		2	R	8		\$324.10
Exc Award (06/30/2024)																	
182028	Blagnac Constellations	05/07/2025	Newly Chartered	20	20	0	20	100.00%	0		0			M,VP,SC	N/A		
182029	Lomagne Gersoise	05/07/2025	Newly Chartered	21	21	0	21	100.00%	0		0		N	M,SC	N/A		
157700	Perpignan Roussillon	04/10/2024	Active	23	6	2	4	21.05%	20	2	0		None	N	P,S,T,M,SC	6	\$162.05
<b>Clubs more than two years old</b>																	
19236	AGDE	12/03/1965	Active	9	0	0	0	0.00%	10		1		3	R	M,SC	3	
19237	ALBI	04/07/1959	Active	31	0	1	-1	-3.13%	32	8	0			N		14	
65251	ALBI ISATIS	04/02/2002	Active	20	2	0	2	11.11%	19		1			N	SC	N/A	
78291	AUBAZINE VALLEE DU COIROUX	02/23/2004	Active	29	0	1	-1	-3.33%	30	20	0			N	SC	12	
19238	AUCH GASCOGNE	05/25/1956	Active	10	3	2	1	11.11%	11	35	2			N	S,M	24+	\$520.64
19239	AURILLAC	10/22/1956	Active	27	2	1	1	3.85%	27	1	0			N		3	\$5,206.42
77315	AUTERIVE LES 3 VALLEES	06/17/2003	Active	17	1	2	-1	-5.56%	18	16	0		4	N		13	
19281	BALMA VALLÉE DE L'HERS	06/20/1967	Active	24	3	3	0	0.00%	23	3	0		2	N		24+	\$215.98
50261	BEAUMONT DE LOMAGNE	03/02/1990	Active	14	0	1	-1	-6.67%	15	20	0		2	R	S,SC	11	\$1,104.86
19240	BEZIERS DOYEN	05/29/1956	Active	21	3	2	1	5.00%	25	9	1			N		6	\$3,764.16
47832	BRIVE DEUX SOURCES	11/12/1987	Active	17	7	1	6	54.55%	11	3	1				VP,SC	N/A	\$525.79
19241	BRIVE DOYEN	12/20/1954	Active	25	3	0	3	13.64%	22		1			R		7	
34293	BRIVE PAYS DE BRIVE	06/27/1977	Active	19	4	3	1	5.56%	17	26	0			N	SC	24+	\$324.10
103943	CABESTANY LE MAÎTRE ROMAN	11/13/2008	Active	8	0	0	0	0.00%	8		1		2		VP	23	
19242	CAHORS	06/28/1960	Active	23	3	3	0	0.00%	23	27	0		2	N	SC	8	\$981.34
19243	CARCASSONNE DOYEN	11/15/1956	Active	13	3	0	3	30.00%	11		1			N		8	\$525.79
58620	CARCASSONNE LA CITE	07/31/1996	Active	28	3	1	2	7.69%	26	0	1			N	SC	N/R	\$3,201.13



# Club Health Assessment for District 103 S through May 2025

Club Number	Club Name	Charter Date	Status	Membership							Reports					Finance	LCIF
				Current Member Count	YTD Members Added	YTD Members Dropped	YTD Net Growth	YTD Net Growth%	Member Count 12 Months Ago	Avg. length of service for dropped members	Months Since Last MMR ***	Yrs. Since Last Officer Report	President Rotation	Vice President Reported ****	Months Since Last Activity Report ***	Account Balance	Donations for current Fiscal Year
			Number of times on status quo within last two years	If below 15 members appears				If net loss is greater than 20% appears			If no report in 3 months appears in	When more than one year appears in	Number of repeat terms	Notes the officers that do not have an active	If no report at 12 months red		
51619	CARCASSONNE LIBERTE	05/03/1991	Active	21	3	3	0	0.00%	21	12	0			N	24+		\$371.03
146211	Carcassonne Remparts	06/03/2021	Active	27	3	4	-1	-3.57%	28	4	0			N	3		\$1,959.55
48725	CARCASSONNE TERRE D'AUDE	06/15/1988	Active	15	1	0	1	7.14%	14		1			N	24+		\$2,087.72
134152	Castelnau Le Lez Sextantio	03/19/2018	Active	8	1	1	0	0.00%	11	3	0			N	P,SC	11	\$416.51
32639	CASTELNAUDARY	07/19/1976	Active	56	3	1	2	3.70%	54	20	0			N	P	24+	\$1,180.32
68676	CASTELNAUDARY GRAND LAURAGAIS	04/22/2003	Active	21	4	2	2	10.53%	19	2	1			N		5	\$836.12
35207	CASTELSARRASIN	03/20/1978	Active	26	4	5	-1	-3.70%	26	34	0				VP	1	\$837.94
	Exc Award (06/30/2016)																
19245	CASTRES MAZAMET	11/13/1956	Active	35	0	0	0	0.00%	35		0			N		13	
104898	CASTRES PASTEL	03/04/2009	Active	27	1	1	0	0.00%	27	17	0			N	P	11	
38654	CERET LIONS VALLESPER ASPRES	06/29/1980	Active	10	1	1	0	0.00%	10	5	1			N	SC	8	\$30.00
19248	DECAZEVILLE CRANSAC	11/12/1963	Active	17	0	0	0	0.00%	17		2		2	R	M,SC	N/A	\$324.10
36728	ESPALION HAUT ROUERGUE	03/19/1979	Active	16	2	1	1	6.67%	14	3	0			N	SC	5	\$520.24
19249	FIGEAC	06/27/1964	Active	24	1	2	-1	-4.00%	25	45	0		2	N		0	\$1,566.28
60318	FONT ROMEU MONTAGNE CATALANE	01/05/1998	Active	5	0	1	-1	-16.67%	6	27	1		3	R		24+	
19270	GAILLACOIS	06/12/1962	Active	18	2	0	2	12.50%	16		0			N	M,SC	24+	\$315.48
19251	GEVAUDAN L C	10/13/1965	Active	32	2	1	1	3.23%	31	4	0			N	SC	N/A	
19252	GOURDON QUERCY L C	06/14/1965	Active	31	6	3	3	10.71%	29	0	1			N		6	\$3,912.34
34214	GRND MTE-MONTEPELLIER-LITTORA	06/27/1977	Active	28	5	3	2	7.69%	27	5	0			N	P,SC	24+	\$5,257.94
	Exc Award (06/30/2018)																
58864	JUVIGNAC	11/15/1996	Active	16	7	7	0	0.00%	17	2	0				VP,SC	4	\$4,099.90
	Exc Award (06/30/2023)																
19255	LAMALOU	05/23/1962	Active	8	0	0	0	0.00%	8		1		3		P,VP,SC	N/A	\$2,162.55
119246	LATTES PAYS D'OC	04/26/2013	Active	15	1	0	1	7.14%	17		0			N	SC	24+	\$1,041.28
117171	LAVAU	06/21/2012	Active	17	1	5	-4	-19.05%	22	8	2			N		24+	



# Club Health Assessment for District 103 S through May 2025

			Status	Membership							Reports					Finance		LCIF
Club Number	Club Name	Charter Date		Current Member Count	YTD Members Added	YTD Members Dropped	YTD Net Growth	YTD Net Growth%	Member Count 12 Months Ago	Avg. length of service for dropped members	Months Since Last MMR ***	Yrs. Since Last Officer Report	President Rotation	Vice President Reported ****	Months Since Last Activity Report ***	Account Balance	Donations for current Fiscal Year	
			Number of times on status quo within last two years	If below 15 members appears						If net loss is greater than 20% appears	If no report in 3 months appears in		When more than one year appears in	Number of repeat terms	Notes the officers that do not have an active	If no report at 12 months appears in red		
126221	Le Soler Porte du Canigou	11/30/2015	Active	12	2	6	-4	-25.00%	15	5	0			N	8		\$1,245.63	
122290	Leguevin Gascogne	06/16/2014	Active	12	4	0	4	50.00%	10		0			VP	2		\$1,566.28	
32099	LEZIGNAN-LA CORBIERE L C	04/28/1976	Active	18	3	4	-1	-5.26%	19	10	0			N	13			
34462	LIMOUX DOYEN	09/20/1977	Active	21	2	1	1	5.00%	20	6	0			VP,SC	0			
51360	LIMOUX LA SEMILLANTE	02/25/1991	Active	16	0	1	-1	-5.88%	18	10	1		2	VP	0		\$837.15	
100813	L'ISLE JOURDAIN PORTE DU GERS	12/18/2007	Active	11	0	0	0	0.00%	11		5			N	2		\$2,081.77	
68739	LODEVE COEUR D'HERAULT	05/19/2003	Active	16	2	2	0	0.00%	16	14	1			N	N/A		\$2,855.15	
Exc Award (06/30/2023)																		
47713	LUNEL TERRE DE CAMARGUE LA SERANNE	09/14/1987	Active	15	0	3	-3	-16.67%	18	11	1		3	R	M,SC	N/A	\$525.79	
119418	MARVEJOLS PORTE D'AUBRAC	05/21/2013	Active	19	0	2	-2	-9.52%	20	6	0		2	N	M	N/A	\$2,514.69	
19260	MILLAU SUD AVEYRON	11/19/1958	Active	34	1	2	-1	-2.86%	35	33	1			N	11		\$3,121.46	
33041	MIRANDE-ASTARAC L C	11/23/1976	Active	18	7	16	-9	-33.33%	27	6	0			IP	P,SC	24+	\$210.32	
51620	MIREPOIX PAYS CATHARE	05/06/1991	Active	10	0	1	-1	-9.09%	11	5	0			N	8			
32495	MOISSAC DOYEN	06/28/1976	Active	23	2	1	1	4.55%	23	8	0			N	5		\$1,051.58	
19261	MONTAGNE NOIRE REVEL	07/30/1958	Active	16	1	0	1	6.67%	15		0		2	VP,SC	5			
19262	MONTAUBAN DOYEN	05/14/1956	Active	19	3	5	-2	-9.52%	21	17	0			N	13			
47873	MONTAUBAN LES TROIS PROVINCES	11/24/1987	Active	19	1	1	0	0.00%	19	22	1			N	2		\$360.32	
37694	MONTAUBAN-INGRES QUERCY	11/06/1979	Active	23	0	5	-5	-17.86%	27	15	0			N	11			
130730	Montferrier Saint Clement	04/19/2017	Cancelled(6*)	0	0	0	0	0.00%	7		9	1	None	P,S,T,M,VP SC VP	N/R			
19263	MONTPELLIER DOYEN	11/17/1956	Active	27	1	0	1	3.85%	26		0				N/R			
47833	MONTPELLIER GARRIGUES	11/13/1987	Active	18	2	0	2	12.50%	14		1			VP	0		\$1,320.23	
51231	MONTPELLIER JACQUES COEUR	01/23/1991	Active	22	2	0	2	10.00%	20		1			VP	11		\$750.74	
19264	MONTPELLIER LANGUEDOC	06/29/1971	Active	30	2	0	2	7.14%	28		1			N	7		\$2,151.88	
19265	MURAT	10/28/1967	Active	21	2	4	-2	-8.70%	23	5	0			IP	N/A		\$1,040.88	



# Club Health Assessment for District 103 S through May 2025

Club Number	Club Name	Charter Date	Status	Membership							Reports					Finance	LCIF
				Current Member Count	YTD Members Added	YTD Members Dropped	YTD Net Growth	YTD Net Growth%	Member Count 12 Months Ago	Avg. length of service for dropped members	Months Since Last MMR ***	Yrs. Since Last Officer Report	President Rotation	Vice President Reported ****	Months Since Last Activity Report ***	Account Balance	Donations for current Fiscal Year
			Number of times on status quo within last two years	If below 15 members appears				If net loss is greater than 20% appears			If no report in 3 months appears in	When more than one year appears in	Number of repeat terms	Notes the officers that do not have an active	If no report at 12 months appears in red		
48428	MURET CLEMENT ADER	04/13/1988	Active	13	1	1	0	0.00%	14	5	1			N	SC	2	
19266	NARBONNE DOYEN	04/08/1957	Active	11	0	0	0	0.00%	11		1		2	R	M,SC	8	
	Exc Award (06/30/2018)																
140921	Narbonne Philia	02/17/2020	Active	11	3	4	-1	-8.33%	16	3	1			N		N/A	
65448	NARBONNE VIA DOMITIA	06/03/2002	Active	35	6	0	6	20.69%	29		1			N	SC	23	\$1,051.59
19283	OCCITANIE	02/27/1962	Active	18	6	12	-6	-25.00%	22	5	0				M,VP,SC	24+	\$627.87
52450	PALAVAS LES FLOTS MEDITERRANEE	01/27/1992	Active	24	0	3	-3	-11.11%	27	16	0			N		7	\$3,879.85
19267	PERPIGNAN PYRENEES DOYEN	05/17/1956	Active	21	1	0	1	5.00%	20		0			IP	SC	12	\$704.56
	Exc Award (06/30/2023)																
50074	PERPIGNAN ROIS DE MAJORQUE	12/30/1989	Active	7	0	0	0	0.00%	7		1			N		24+	
19268	PEZENAS	06/15/1967	Active	9	0	0	0	0.00%	9		0				VP,SC	8	\$1,429.72
	Exc Award (06/30/2018)																
154251	Plaisance du Touch	04/27/2023	Active	10	3	1	2	25.00%	8	3	0			IP		N/A	\$104.13
19269	PRADES EN CONFLENT	07/25/1969	Active	12	0	0	0	0.00%	13		11		6	R	M,SC	N/A	\$2,220.00
19271	ROCAMADOUR-HAUT QUERCY	11/04/1966	Active	18	0	1	-1	-5.26%	19	1	5			N	M,SC	N/A	
	Exc Award (06/30/2017)																
19272	RODEZ	03/22/1961	Active	26	7	1	6	30.00%	21	15	0		2	N	S,SC	24+	
115325	SAINT CYPRIEN CATALANE	10/24/2011	Active	14	0	2	-2	-12.50%	15	15	1			N	SC	1	\$1,395.36
	Exc Award (06/30/2023)																
49414	SAINT CYPRIEN DOYEN COTE RADIEUSE	04/14/1989	Active	29	1	2	-1	-3.33%	29	25	0		2	R		5	\$1,104.17
	Exc Award (06/30/2023)																
19273	SAINT FLOUR	07/25/1967	Active	24	6	3	3	14.29%	22	22	0			N	SC	11	\$2,092.08
	Exc Award (06/30/2017)																
19253	SAINT GUILHEM COEUR D'HERAULT	03/22/1961	Active	15	0	1	-1	-6.25%	16	2	0				M,VP,SC	13	\$682.29
19276	SETE DOYEN	06/22/1957	Active	27	5	1	4	17.39%	23	37	1		2	N		0	\$2,740.27
	Exc Award (06/30/2017)																





# Club Health Assessment for District 103 S through May 2025

			Status	Membership							Reports					Finance	LCIF
Club Number	Club Name	Charter Date		Current Member Count	YTD Members Added	YTD Members Dropped	YTD Net Growth	YTD Net Growth%	Member Count 12 Months Ago	Avg. length of service for dropped members	Months Since Last MMR ***	Yrs. Since Last Officer Report	President Rotation	Vice President Reported ****	Months Since Last Activity Report ***	Account Balance	Donations for current Fiscal Year
			Number of times on status quo within last two years	If below 15 members appears				If net loss is greater than 20% appears			If no report in 3 months appears in	When more than one year appears in	Number of repeat terms	Notes the officers that do not have an active	If no report at 12 months appears in red		
68738	SETE SAINT CLAIR	05/20/2003	Active	16	0	1	-1	-5.88%	14	2	2		2	VP,SC	6		\$569.43
19277	SIDOBRE	06/18/1964	Active	13	0	1	-1	-7.14%	14	3	7		3	P,M,VP,SC	N/R		
19274	ST GAUDENS COMMINGES	04/16/1957	Active	24	4	1	3	14.29%	21	29	0		4	R	22		
19275	ST GIRONS COUSERANS	03/17/1968	Active	9	0	1	-1	-10.00%	10	5	1		5	T,VP,SC	N/A		
40781	TOULOUGES CASTILLET	01/20/1982	Active	15	2	1	1	7.14%	16	7	0		2	N	SC	24+	\$648.19
	Exc Award (06/30/2024)																
53939	TOULOUSE ARENES ROMAINES	12/28/1992	Active	18	2	2	0	0.00%	18	27	0			N	SC	11	\$1,040.49
47909	TOULOUSE ASSEZAT	12/02/1987	Active	9	1	0	1	12.50%	13		0			N	SC	10	
19279	TOULOUSE CAPITOLE	04/13/1970	Active	9	0	2	-2	-18.18%	11	3	1			N	SC	13	
58383	TOULOUSE CASTANET OCCITANIE	06/06/1996	Active	26	3	1	2	8.33%	24	2	1			N		0	
47784	TOULOUSE DONJON	10/15/1987	Active	6	0	0	0	0.00%	5		0		2		S,T,M,VP,SC	5	
44646	TOULOUSE ESCALQUENS	02/18/1985	Active	13	0	2	-2	-13.33%	15	6	0		3	N	T,SC	24+	\$520.64
60115	TOULOUSE ESPACE	11/25/1997	Active	12	2	0	2	20.00%	10		0		2		P,VP	0	\$486.14
134669	Toulouse Jacobins	05/15/2018	Active	20	0	5	-5	-20.00%	27	4	0			N	SC	24+	\$6,245.31
47910	TOULOUSE MISTRAL	12/01/1987	Active	13	1	0	1	8.33%	13		1			N	SC	0	
53105	TOULOUSE NATIONS	05/20/1992	Active	34	3	1	2	6.25%	35	33	0			N		0	\$849.89
19280	TOULOUSE PASTEL	11/05/1973	Active	19	0	2	-2	-9.52%	17	7	1			IP	11	\$362.87	
34463	TOULOUSE PORTET	09/20/1977	Active	26	3	0	3	13.04%	23		0			N		0	\$1,197.47
19278	TOULOUSE PYRENEES DOYEN	01/07/1955	Active	5	5	21	-16	-76.19%	21	14	0				M,VP,SC	N/R	\$105.16
78938	TOULOUSE QUINT OCCITANIE	04/29/2004	Active	26	0	1	-1	-3.70%	31	16	1			N	S,M,SC	12	\$5,806.23
57941	TOULOUSE SAINT SERNIN	03/05/1996	Active	9	0	1	-1	-10.00%	11	10	5		3	R	M,SC	24+	
50287	TOULOUSE VALLEE DU GIROU	03/13/1990	Active	16	1	1	0	0.00%	17	2	0			N	P,SC	N/A	
130811	Toulouse-Belberaud Saint Orens-Occitanie	04/27/2017	Active	17	0	3	-3	-15.00%	20	2	0			R		5	
84437	TOURNEFEUILLE OCCITANIE	02/01/2005	Active	23	1	0	1	4.55%	22		0			N		11	\$1,438.03



## Club Health Assessment for District 103 S through May 2025

			Status	Membership						Reports					Finance	LCIF	
Club Number	Club Name	Charter Date		Current Member Count	YTD Members Added	YTD Members Dropped	YTD Net Growth	YTD Net Growth%	Member Count 12 Months Ago	Avg. length of service for dropped members	Months Since Last MMR ***	Yrs. Since Last Officer Report	President Rotation	Vice President Reported ****	Months Since Last Activity Report ***	Account Balance	Donations for current Fiscal Year
			Number of times on status quo within last two years	If below 15 members appears				If net loss is greater than 20% appears			If no report in 3 months appears in	When more than one year appears in	Number of repeat terms	Notes the officers that do not have an active	If no report at 12 months appears in red		
Exc Award (06/30/2022)																	
19284	TULLE	04/13/1958	Active	30	2	0	2	7.14%	28		0			N	SC	0	\$324.10
56616	TULLE TUTELLA	03/06/1995	Active	22	3	0	3	15.79%	19		0				VP,SC	N/A	
42811	USSEL HAUTE CORREZE	06/29/1983	Active	15	0	2	-2	-11.76%	17	2	6			N		2	\$1,370.53
52990	VAL DE GARONNE CAZERES CARBONNE	04/27/1992	Active	12	0	0	0	0.00%	12		0			N	M,SC	11	
Exc Award (06/30/2024)																	
40889	VENDARGUES VIA DOMITIA	02/26/1982	Active	12	2	0	2	20.00%	10		1		2	R	P	0	\$1,577.38
19285	VILLEFRANCHE DE ROUER	06/04/1969	Active	36	5	3	2	5.88%	33	8	0		2		VP,SC	12	\$2,002.03

Clubs Cancelled Previous Fiscal Year – Clubs Cancelled within last 12 months may be reinstated

Club Number	Club Name	Charter Date	Current Status*	Cancellation Date
149197	Alet Aude Haute Vallee	03/30/2022	Cancelled(6*)	01/29/2024

Current Total Clubs Count	YTD New Clubs Count	YTD Cancelled Clubs Count	YTD Net Club Gain	Current Total Members Count	YTD Add	YTD Drop	YTD Net Growth	YTD Net Growth %	Member Count 12 Months Ago	Average Member Count Per Club	% of Clubs with less than 20 members	% No MMR in 3 Months	% No Officer Report in 12 Months	% of Clubs with balance 90+ days	Number of Clubs in Status Quo	% Status Quo Clubs in Financial Suspension	Number of Cancelled Clubs	Average Cancelled Club Age	Members Lost Due to Cancellation	% of Clubs Cancelled for Non-Financial Reasons
112	2	1	1	2,140	256	208	48	2.29%	2,135	19	57%	5%	0%	0%	0	0%	1	9	0	100%

\* - P - Priority Club. Cancellation Reasons: 1-Objectives/conduct, 2-Non-active club, 5-Non-existing club, 6-Disbanding, 7-Merger, 8-Financial Suspension, 9-District/Multiple District Dues.

\*\* - Abbreviation: P-President, S-Secretary, T-Treasurer, M-Member Chairperson, VP-First Vice President, MC-Communications Chairperson, SC-Service Chairperson

\*\*\* - Abbreviation: N/R - Never reported using the Lions Clubs website, N/A - Not applicable, No password registered for the Lions Clubs website.

\*\*\*\* - Abbreviation: N - New, IP - Immediate Past, R - Repeat.



# Club Health Assessment for District 103SW through May 2025

			Status	Membership							Reports					Finance		LCIF
Club Number	Club Name	Charter Date		Current Member Count	YTD Members Added	YTD Members Dropped	YTD Net Growth	YTD Net Growth%	Member Count 12 Months Ago	Avg. length of service for dropped members	Months Since Last MMR ***	Yrs. Since Last Officer Report	President Rotation	Vice President Reported ****	Months Since Last Activity Report ***	Account Balance	Donations for current Fiscal Year	
			Number of times on status quo within last two years	If below 15 members appears				If net loss is greater than 20% appears			If no report in 3 months appears in	When more than one year appears in	Number of repeat terms	Notes the officers that do not have an active	If no report at 12 months appears in red			
Clubs less than two years old																		
155756	Merignac Aeroport	02/19/2024	Active	15	1	6	-5	-25.00%	24	1	2			M,VP	12			
Clubs more than two years old																		
19286	AGEN DOYEN	06/14/1958	Active	14	0	0	0	0.00%	14		0			N	4			
53910	AGEN JARDIN D'OVALIE	12/21/1992	Active	22	3	0	3	15.79%	22		1			IP	1			
57864	AGEN JASMIN	02/16/1996	Active	17	1	1	0	0.00%	17	29	0			N	M,SC	4		
47834	AGEN VAL DE GARONNE	11/12/1987	Active	20	5	3	2	11.11%	18	7	1			N		2	\$1,123.52	
37695	AIGUILLON CONFLUENT L C	11/06/1979	Active	11	0	1	-1	-8.33%	11	38	0			VP,SC	3			
19289	ARCACHON	05/23/1955	Active	36	1	2	-1	-2.70%	37	26	1			N	SC	0	\$687.84	
Exc Award (06/30/2019)																		
33863	ARCACHON NORD NOROIT L C	05/18/1977	Active	15	0	0	0	0.00%	15		1			IP	SC	N/R		
19346	ARGELES SEPT VALLEES	02/18/1967	Active	16	0	0	0	0.00%	17		0			N		2		
19290	BAGNERES DE BIGORRE	11/04/1957	Active	12	1	3	-2	-14.29%	14	35	0		2	R	M,SC	5		
35776	BASTIDES DU PERIGORD LC	06/26/1978	Active	27	3	1	2	8.00%	25	29	0			N	SC	0	\$11,744.34	
19292	BAYONNE	03/16/1968	Active	24	1	1	0	0.00%	25	6	0			N	M	0	\$1,865.02	
19293	BERGERAC	01/25/1960	Active	28	2	2	0	0.00%	28	8	1			N		14		
61212	BERGERAC TERRE DE VIGNES	11/02/1998	Active	21	1	3	-2	-8.70%	23	19	2			N	P,VP,SC	1	\$1,084.57	
19294	BIARRITZ ILBARRITZ COTE BASQUE	01/10/1955	Active	21	1	5	-4	-16.00%	23	6	0			N		1	\$1,069.75	
125757	Biganos-Le Teich-Mios-Le Delta	09/03/2015	Active	8	1	2	-1	-11.11%	9	1	0			VP,SC	13		\$1,620.48	
142356	Bigorre Isaby	09/18/2020	Active	15	2	1	1	7.14%	15	6	0			N		2	90+ Days \$393.30	
55585	BILLERE EN BEARN	04/19/1994	Active	13	5	2	3	30.00%	10	16	0			S,VP	17			
19295	BISCAROSSE	01/08/1970	Active	20	2	4	-2	-9.09%	22	9	1			N	SC	10	\$525.79	
19296	BLAYE	05/13/1970	Active	25	5	5	0	0.00%	25	20	0			N		0	\$521.90	
Exc Award (06/30/2024)																		
59552	BORDEAUX BEGLES MASCARET	05/14/1997	Active	15	0	1	-1	-6.25%	15	37	0			N	SC	1		



# Club Health Assessment for District 103SW through May 2025

			Status	Membership							Reports					Finance	LCIF		
Club Number	Club Name	Charter Date		Current Member Count	YTD Members Added	YTD Members Dropped	YTD Net Growth	YTD Net Growth%	Member Count 12 Months Ago	Avg. length of service for dropped members	Months Since Last MMR ***	Yrs. Since Last Officer Report	President Rotation	Vice President Reported ****	Months Since Last Activity Report ***	Account Balance	Donations for current Fiscal Year		
			Number of times on status quo within last two years	If below 15 members appears					If net loss is greater than 20% appears			If no report in 3 months appears in	When more than one year appears in	Number of repeat terms	Notes the officers that do not have an active	If no report at 12 months appears in red			
116778	BORDEAUX BRUGES LE BOUSCAT	05/11/2012	Active	18	3	1	2	12.50%	9	5	0			IP	2	90+ Days		\$325.37	
44748	BORDEAUX CAUDERAN	03/22/1985	Active	23	2	6	-4	-14.81%	28	23	0		2	N	SC		2		\$525.79
19297	BORDEAUX DOYEN DES PROV DE FRA	01/01/1951	Active	21	4	2	2	10.53%	19	2	0			N	P		6		
37595	BORDEAUX ENTRE DEUX MERS L C Exc Award (06/30/2023)	10/04/1979	Active	16	2	6	-4	-20.00%	20	17	1			R			12		\$2,561.93
39361	BORDEAUX GRAVES	01/27/1981	Active	18	4	0	4	28.57%	15		0			N			11		\$704.33
34973	BORDEAUX MERIGNAC TALENCE AVENIR	01/10/1978	Active	7	0	0	0	0.00%	7		0				VP		6		\$525.79
49645	BORDEAUX MONDIAL	06/16/1989	Active	17	2	0	2	13.33%	11		0				VP,SC		23		\$522.44
46647	BORDEAUX MONTESQUIEU	11/13/1986	Active	16	0	0	0	0.00%	16		1			N	SC		24+		
48027	BORDEAUX RIVE GAUCHE Exc Award (06/30/2023)	01/05/1988	Active	20	0	1	-1	-4.76%	20	3	1			N	SC		0		\$443.27
126450	Bordeaux Royal	12/29/2015	Cancelled(6*)	0	0	8	-8	-100.00%	8	4	3		5	N	S,M,VP,SC	N/R			
122386	Bordeaux Saint Augustin Exc Award (06/30/2023)	06/04/2014	Cancelled(6*)	0	0	0	0	0.00%	17		9		None		P,S,T,VP,SC	13		\$1,069.75	
47874	BORDEAUX TOURNY	11/19/1987	Active	13	1	0	1	8.33%	12		0		5		VP,SC	11			
31663	CASTELJALOUX Exc Award (06/30/2023)	02/03/1976	Active	35	5	3	2	6.06%	33	26	1				VP	9		\$1,084.57	
100161	CASTILLON ET RIVES DE DORDOGNE	09/07/2007	Active	20	4	1	3	17.65%	16	17	0			N	SC	2			
19307	DAX LANDES	04/17/1956	Active	34	1	1	0	0.00%	36	14	1			N		N/A		\$1,561.93	
19247	EAUZE ARMAGNAC L C	06/26/1964	Active	19	2	0	2	11.76%	17		1			N	SC	6		\$1,010.50	
100630	GUJAN MESTRAS LES BARBOTS	11/26/2007	Active	20	2	2	0	0.00%	17	3	0		2	N	M,SC	0		\$1,083.83	
121831	Gujan Mestras Les Parqueurs	04/09/2014	Active	28	3	0	3	12.00%	25		0			N	SC	5	90+ Days	\$1,356.76	
51669	HENDAYE BIDASSOA	05/13/1991	Active	12	1	4	-3	-20.00%	17	15	0			N	M	0		\$892.19	
33348	HOSSEGOR-COTE SUD L C Exc Award (06/30/2024)	02/23/1977	Active	17	1	0	1	6.25%	16		0			N	SC	8		\$801.56	



# Club Health Assessment for District 103SW through May 2025

			Status	Membership							Reports					Finance		LCIF
Club Number	Club Name	Charter Date		Current Member Count	YTD Members Added	YTD Members Dropped	YTD Net Growth	YTD Net Growth%	Member Count 12 Months Ago	Avg. length of service for dropped members	Months Since Last MMR ***	Yrs. Since Last Officer Report	President Rotation	Vice President Reported ****	Months Since Last Activity Report ***	Account Balance	Donations for current Fiscal Year	
			Number of times on status quo within last two years	If below 15 members appears					If net loss is greater than 20% appears		If no report in 3 months appears in	When more than one year appears in	Number of repeat terms	Notes the officers that do not have an active	If no report at 12 months appears in red			
19308	LA DOUBLE EN PERIGORD	02/25/1969	Active	29	3	0	3	11.54%	26		0			N	2		\$96.80	
140333	Lescar - Vallees des Gaves de Bearn	01/15/2020	Active	13	2	1	1	8.33%	12	9	0			N	SC	4		
123826	Libourne Bastide	12/17/2014	Active	11	0	0	0	0.00%	11		0			R	SC	17		
19315	LIBOURNE DOYEN	05/16/1957	Active	23	2	1	1	4.55%	22	0	1			N	S	0	\$2,681.79	
19317	LOURDES	06/13/1960	Active	32	0	1	-1	-3.03%	33	39	0			N		2	\$1,024.98	
19319	MARMANDE DOYEN	06/12/1965	Active	24	1	0	1	4.35%	23		0				M,VP,SC	N/R		
64313	MARMANDE POMME D'AMOUR	05/30/2001	Active	20	0	3	-3	-13.04%	25	8	0			N	M,SC	6	\$1,173.18	
19320	MAUBOURGUET	04/09/1969	Active	10	0	0	0	0.00%	10		0			N	SC	2	\$433.83	
19321	MEDOC	09/13/1957	Active	15	1	0	1	7.14%	14		1			N	M,SC	N/R		
19322	MONT DE MARSAN DOYEN	04/09/1958	Active	14	4	4	0	0.00%	14	30	1			N		2	\$522.44	
78602	MONT DE MARSAN POMME DE PIN	03/29/2004	Active	18	1	1	0	0.00%	18	15	0			N		0	\$2,824.00	
33349	NAY-LARRIBERE L C	02/23/1977	Active	12	1	2	-1	-7.69%	14	2	1			N	SC	5	\$525.79	
19324	NERAC ALBRET	03/18/1959	Active	14	2	0	2	16.67%	14		0		3		T,VP,SC	6	\$542.28	
19326	OLORON	04/01/1970	Active	20	2	3	-1	-4.76%	21	2	1			N	SC	4		
19342	ORTHEZ BEARN DES GAVES	05/25/1955	Active	13	0	1	-1	-7.14%	14	1	0		2	N	SC	0	\$1,044.88	
49862	PAU - LONS ANNA DE NOAILLES Exc Award (06/30/2018)	09/20/1989	Active	14	2	1	1	7.69%	14	0	0			N	SC	5	\$7,266.12	
19329	PAU BEARN	01/08/1955	Active	28	3	7	-4	-12.50%	32	13	1			N		7	\$1,108.18	
33350	PAU HENRI IV	02/23/1977	Active	15	0	2	-2	-11.76%	18	36	1			R	SC	24+		
19328	PAU NAVARRE	05/23/1973	Active	13	1	0	1	8.33%	12		0		2		M,VP,SC	N/R	\$1,750.74	
97257	PERIGORD MONTAIGNE	06/05/2006	Active	28	0	2	-2	-6.67%	28	6	0			N		5	\$2,103.18	
125840	Perigord Renaissance	09/21/2015	Active	19	2	1	1	5.56%	20	2	0		2	R	SC	24+	\$2,157.56	
19330	PERIGORD VERT L C	05/09/1973	Active	19	2	1	1	5.56%	18	8	1			R	P,M,SC	N/A		
19332	PERIGUEUX DOYEN	05/29/1959	Active	36	0	3	-3	-7.69%	39	21	0			N		0	\$104.49	



# Club Health Assessment for District 103SW through May 2025

			Status	Membership							Reports					Finance		LCIF	
Club Number	Club Name	Charter Date		Current Member Count	YTD Members Added	YTD Members Dropped	YTD Net Growth	YTD Net Growth%	Member Count 12 Months Ago	Avg. length of service for dropped members	Months Since Last MMR ***	Yrs. Since Last Officer Report	President Rotation	Vice President Reported ****	Months Since Last Activity Report ***	Account Balance	Donations for current Fiscal Year		
			Number of times on status quo within last two years	If below 15 members appears					If net loss is greater than 20% appears					If no report in 3 months appears in	When more than one year appears in	Number of repeat terms	Notes the officers that do not have an active	If no report at 12 months appears in red	
Exc Award (06/30/2018)																			
51097	PERIGUEUX ST FRONT	12/03/1990	Active	11	0	0	0	0.00%	11		2		None	P,S,T,M,VP SC SC	N/A				
143781	Pessac Aquitaine - Action Jeunesse	12/09/2020	Active	15	2	2	0	0.00%	15	7	0		2	R	11		\$128.24		
19331	PESSAC DOYEN	03/06/1972	Active	12	2	1	1	9.09%	10	9	0		2	N	1				
88981	PESSAC- LEOGNAN	09/22/2005	Active	18	0	0	0	0.00%	19		1			N	13		\$2,125.85		
19335	QUINSAC COTES DE BORDEAUX	04/03/1965	Active	14	1	2	-1	-6.67%	15	5	1		2	N	2		\$1,380.32		
42558	SAINT ANDRE DE CUBZAC	04/19/1983	Active	14	3	1	2	16.67%	12	42	0		2	R	0		\$542.28		
49252	SAINT JEAN DE LUZ CIBOURE INFANTE	02/27/1989	Active	16	0	2	-2	-11.11%	18	10	1			N	0		\$1,288.99		
32014	SAINT MEDARD EN JALLES L C	04/06/1976	Active	18	1	3	-2	-10.00%	22	2	1			N	0		\$7,478.22		
53984	SAINTE FOY LA GRANDE AQUITANIA	01/15/1993	Active	12	0	0	0	0.00%	16		0			N	4		\$162.69		
46054	SAINTE LIVRADE VALLEE DU LOT	04/08/1986	Active	21	1	1	0	0.00%	21	5	1		2	R	24+				
19338	SAINT-EMILION	03/08/1973	Active	19	0	1	-1	-5.00%	20	2	1		3	R	24+				
19344	SARLAT	09/23/1969	Active	17	1	4	-3	-15.00%	23	41	1			VP	12		\$1,084.57		
19345	SAUTERNES	06/10/1960	Active	27	2	2	0	0.00%	27	38	0			N	8				
122035	St Paul-Lès-Dax	04/29/2014	Active	16	0	0	0	0.00%	16		1			N	2		\$1,041.28		
39362	TARBES ADOUR	01/27/1981	Active	22	4	1	3	15.79%	19	6	1			R	6				
49943	TARBES LAS NEOUS	11/03/1989	Active	24	1	3	-2	-7.69%	26	6	0		2	N	11		\$1,084.57		
118793	TARBES PYRENEES	02/18/2013	Active	0	0	9	-9	-100.00%	9	17	1		2	N	16				
19348	TERRASSON	02/24/1967	Active	17	4	8	-4	-19.05%	22	17	1			N	2		\$170.00		
Exc Award (06/30/2023)																			
19351	VILLENEUVE SUR LOT DOYEN	11/19/1955	Active	15	0	1	-1	-6.25%	16	49	1		2	R	11				
51025	VILLENEUVE SUR LOT LA BASTIDE	10/25/1990	Active	23	5	3	2	9.52%	21	7	0			N	14		\$1,301.48		



## Club Health Assessment for District 103SW through May 2025

			Status	Membership						Reports					Finance	LCIF	
Club Number	Club Name	Charter Date		Current Member Count	YTD Members Added	YTD Members Dropped	YTD Net Growth	YTD Net Growth%	Member Count 12 Months Ago	Avg. length of service for dropped members	Months Since Last MMR ***	Yrs. Since Last Officer Report	President Rotation	Vice President Reported ****	Months Since Last Activity Report ***	Account Balance	Donations for current Fiscal Year
			Number of times on status quo within last two years	If below 15 members appears				If net loss is greater than 20% appears			If no report in 3 months appears in	When more than one year appears in	Number of repeat terms	Notes the officers that do not have an active	If no report at 12 months appears in red		

Clubs Cancelled Previous Fiscal Year – Clubs Cancelled within last 12 months may be reinstated

Club Number				Club Name				Charter Date			Current Status*			Cancellation Date									
125818				Saint Pee Sur Nivelle - Pays Basque				09/18/2015			Cancelled(6*)			07/29/2023									
Current Total Clubs Count		YTD New Clubs Count	YTD Cancelled Clubs Count	YTD Net Club Gain	Current Total Members Count	YTD Add	YTD Drop	YTD Net Growth	YTD Net Growth %	Member Count 12 Months Ago	Average Member Count Per Club	% of Clubs with less than 20 members	% No MMR in 3 Months	% No Officer Report in 12 Months	% of Clubs with balance 90+ days	Number of Clubs in Status Quo	% Status Quo Clubs in Financial Suspension	Number of Cancelled Clubs	Average Cancelled Club Age	Members Lost Due to Cancellation	% of Clubs Cancelled for Non-Financial Reasons		
82		0	2	-2	1,520	128	156	-28	-1.81%	1,578	19	61%	0%	0%	4%	0	0%	2	14	8	100%		

\* - P - Priority Club. Cancellation Reasons: 1-Objectives/conduct, 2-Non-active club, 5-Non-existing club, 6-Disbanding, 7-Merger, 8-Financial Suspension, 9-District/Multiple District Dues.

\*\* - Abbreviation: P-President, S-Secretary, T-Treasurer, M-Member Chairperson, VP-First Vice President, MC-Communications Chairperson, SC-Service Chairperson

\*\*\* - Abbreviation: N/R - Never reported using the Lions Clubs website, N/A - Not applicable, No password registered for the Lions Clubs website.

\*\*\*\* - Abbreviation: N - New, IP - Immediate Past, R - Repeat.





# Club Health Assessment for District 103 W through May 2025

			Status	Membership							Reports					Finance	LCIF	
Club Number	Club Name	Charter Date		Current Member Count	YTD Members Added	YTD Members Dropped	YTD Net Growth	YTD Net Growth%	Member Count 12 Months Ago	Avg. length of service for dropped members	Months Since Last MMR ***	Yrs. Since Last Officer Report	President Rotation	Vice President Reported ****	Months Since Last Activity Report ***	Account Balance	Donations for current Fiscal Year	
			Number of times on status quo within last two years	If below 15 members appears					If net loss is greater than 20% appears			If no report in 3 months appears in	When more than one year appears in	Number of repeat terms	Notes the officers that do not have appears in an active	If no report at 12 months red		
Clubs less than two years old																		
157974	Guerlédan Bretagne	04/08/2024	Active	31	3	2	1	3.33%	30	1	0		2	R	N/R			\$1,105.17
Clubs more than two years old																		
45905	ANCENIS	03/06/1986	Active	19	1	2	-1	-5.00%	20	1	1			N	SC	2		\$2,254.75
19353	ANGERS CITE	02/16/1954	Active	36	1	0	1	2.86%	34		1			N		0		\$2,032.13
139188	Angers Confluences	07/16/2019	Active	14	1	4	-3	-17.65%	17	17	0			N		24+		\$525.79
56671	ANGERS DAVID D'ANGERS	03/20/1995	Active	19	1	0	1	5.56%	16		1			N		1	90+ Days	\$1,604.81
34772	ANGERS ROI RENE	12/05/1977	Active	29	2	0	2	7.41%	27		0			N		N/R		
60637	ANGERS RONCERAY	04/10/1998	Active(1)	32	0	1	-1	-3.03%	32	1	1				VP,SC	12		\$3,138.11
19354	ANGERS VAL DE MAINE	12/19/1969	Active	19	2	3	-1	-5.00%	20	36	0			N		3	90+ Days	
19357	AURAY	12/17/1962	Active	19	2	2	0	0.00%	18	29	1			N		0	90+ Days	\$520.64
19358	BAUGE LE BAUGEOIS	03/24/1970	Active(1)	24	0	0	0	0.00%	23		0			N		2		\$4,564.87
19359	BREST DOYEN	11/08/1955	Active	21	5	4	1	5.00%	20	16	0			N		13	90+ Days	
33099	BREST IROISE	12/06/1976	Active	29	8	1	7	31.82%	22	7	1			N		11		
62991	BREST LA CORDELIERE	03/31/2000	Cancelled(6*)	0	0	0	0	0.00%	9		9	1	None		P,S,T,M,VP SC	N/A		
19395	CARHAIX-POHER	03/25/1969	Active	10	1	1	0	0.00%	10	44	0				VP,SC	12		
44858	CARNAC-LA TRINITE BAIE DE QUIB	04/18/1985	Active(1)	4	0	3	-3	-42.86%	7	1	0				M,VP,SC	11		
19363	CHATEAU GONTIER	06/26/1968	Active	22	0	2	-2	-8.33%	25	22	1			N	M	6		\$5,401.60
37957	CHATEAUBRIANT LA MEE	01/18/1980	Active	23	2	0	2	9.52%	20		0			N		6		\$3,635.74
Exc Award (06/30/2018)																		
19365	CHOLET CITE	01/25/1956	Active	19	2	3	-1	-5.00%	20	14	0			N		24+	90+ Days	\$542.28
34035	CHOLET-MAUGES L C	06/07/1977	Active	27	1	2	-1	-3.57%	27	5	2			N		N/R	90+ Days	\$3,764.83
Exc Award (06/30/2023)																		
146307	CONCARNEAU CORNOUAILLE	05/24/2021	Active	20	3	1	2	11.11%	18	6	1			N		17	90+ Days	
33558	DINAN	03/29/1977	Active(1)	28	2	2	0	0.00%	28	18	0			N	T,SC	N/R		



# Club Health Assessment for District 103 W through May 2025

			Status	Membership							Reports					Finance	LCIF	
Club Number	Club Name	Charter Date		Current Member Count	YTD Members Added	YTD Members Dropped	YTD Net Growth	YTD Net Growth%	Member Count 12 Months Ago	Avg. length of service for dropped members	Months Since Last MMR ***	Yrs. Since Last Officer Report	President Rotation	Vice President Reported ****	Months Since Last Activity Report ***	Account Balance	Donations for current Fiscal Year	
			Number of times on status quo within last two years	If below 15 members appears				If net loss is greater than 20% appears			If no report in 3 months appears in	When more than one year appears in	Number of repeat terms	Notes the officers that do not have an active	If no report at 12 months appears in red			
19367	DINARD	07/08/1966	Active	11	2	1	1	10.00%	10	1	1		None	R	P,SC	N/A	90+ Days	\$1,051.59
67379	DINARD EMERAUDE	02/28/2003	Active(1)	16	2	0	2	14.29%	14		1			N	SC	11		\$1,040.49
35208	DURTAL-LA FLECHE L C	03/31/1978	Active	20	0	0	0	0.00%	20		1			N		24		
Exc Award (06/30/2018)																		
107914	GUERANDE FLEURS DE SEL	04/06/2010	Active(1)	14	1	2	-1	-6.67%	15	20	1		2		S,M,VP,SC	N/A		
19377	LA BAULE COTE D'AMOUR	12/09/1955	Active(1)	28	0	3	-3	-9.68%	29	20	1		2	N		3		\$4,419.40
Exc Award (06/30/2024)																		
84616	LA BAULE GRAND LARGE	01/03/2005	Active	14	1	2	-1	-6.67%	15	5	1			N		3		\$416.91
59171	LA BAULE OCEANE	02/20/1997	Active	1	1	9	-8	-88.89%	9	10	0				T,VP,SC	14		\$1,040.49
43765	LA BAULE PAYS GUERANDAIS	04/19/1984	Active	24	6	1	5	26.32%	19	31	0			N	S	0		\$2,082.56
19379	LA FERTE BERNARD	06/04/1958	Active	22	4	0	4	22.22%	18		0			N		0	90+ Days	\$448.42
59357	LA ROCHE-BERNARD RHUYS VILAINE	04/10/1997	Active	14	0	0	0	0.00%	14		1			N	SC	6		\$833.70
19380	LANNION	02/18/1971	Active	27	0	0	0	0.00%	31		0		2	N		24+		\$3,132.56
Exc Award (06/30/2018)																		
58278	LAVAL ANNE D'ALEGRE	05/13/1996	Active	7	0	0	0	0.00%	7		0			N		6		\$162.69
60719	LAVAL GUY DE LAVAL	05/01/1998	Active	17	2	0	2	13.33%	15		2			N		2	90+ Days	\$520.24
Exc Award (06/30/2018)																		
19382	LAVAL PREMIER	03/10/1955	Active(1)	40	0	0	0	0.00%	40		0			N	SC	13		
49482	LE MANS ALIENOR	05/08/1989	Active	23	0	1	-1	-4.17%	24	23	0			N	SC	7		
19383	LE MANS CENTRE HORIZON	04/07/1954	Active	27	4	2	2	8.00%	25	12	0				VP,SC	N/R		\$2,204.31
63099	LE MANS CITE DES 24 HEURES	04/26/2000	Active	16	1	0	1	6.67%	18		1			N	M,SC	N/A		
30929	LEMANS PLANTAGENET	06/12/1975	Active	32	1	2	-1	-3.03%	33	27	1			N		N/A		
41677	LORIENT ARMOR	06/26/1982	Active	13	0	1	-1	-7.14%	14	1	0		2		VP,SC	0		\$315.48
34666	LORIENT OCEAN	11/21/1977	Active(1)	16	0	3	-3	-15.79%	19	18	0			N	M,SC	6		
42431	LOUDEAC	03/28/1983	Active	19	0	1	-1	-5.00%	20	7	0			N	SC	N/R		\$1,790.86



# Club Health Assessment for District 103 W through May 2025

			Status	Membership							Reports					Finance		LCIF
Club Number	Club Name	Charter Date		Current Member Count	YTD Members Added	YTD Members Dropped	YTD Net Growth	YTD Net Growth%	Member Count 12 Months Ago	Avg. length of service for dropped members	Months Since Last MMR ***	Yrs. Since Last Officer Report	President Rotation	Vice President Reported ****	Months Since Last Activity Report ***	Account Balance	Donations for current Fiscal Year	
			Number of times on status quo within last two years	If below 15 members appears				If net loss is greater than 20% appears			If no report in 3 months appears in	When more than one year appears in	Number of repeat terms	Notes the officers that do not have an active	If no report at 12 months appears in red			
37958	MACHECOUL PAYS DE RETZ	01/18/1980	Active	12	0	0	0	0.00%	12		9			S,T,M,VP,SC	N/R		\$1,080.32	
19388	MAYENNE	02/17/1956	Active	31	0	2	-2	-6.06%	35	31	0			N	SC	N/A		
19389	MORLAIX	04/20/1961	Active	24	1	2	-1	-4.00%	25	2	1			N		24+		
Exc Award (06/30/2018, 06/30/2023)																		
19390	NANTES CENTRE	12/08/1955	Active	11	2	0	2	22.22%	10		1			N		5	\$262.90	
30368	NANTES OCEAN	03/06/1975	Active	19	0	1	-1	-5.00%	21	19	1			N		N/R		
19393	NANTES SAINT-SEB	04/28/1969	Active(1)	14	0	3	-3	-17.65%	17	6	1			N	P,M,SC	18	\$810.03	
34036	NANTES VALLEE DE L'ERDRE	06/07/1977	Active	25	4	1	3	13.64%	22	18	1				VP,SC	7	\$374.10	
19372	PAYS DE FOUGERES	04/08/1958	Active	26	2	3	-1	-3.70%	27	27	1			N	SC	10	\$722.44	
59021	PAYS DE QUIMPERLE	01/17/1997	Active	17	1	1	0	0.00%	17	3	1			N	SC	N/R		
50535	PERROS-GUIREC	05/16/1990	Active	12	2	2	0	0.00%	12	8	1			IP	SC	11	90+ Days	
19396	PONTIVY	02/27/1957	Active	39	1	0	1	2.63%	38		1			N		11	\$1,298.52	
149276	Pornic Côte de Jade et Lumière	12/27/2021	Active	19	2	1	1	5.56%	18	34	0			N		1	\$844.25	
36907	PORNICHET OCEAN L C	04/16/1979	Active	19	2	2	0	0.00%	19	2	0			R	SC	6	90+ Days	
Exc Award (06/30/2017)																		
19397	QUIMPER CORENTIN L C	11/22/1954	Status Quo(2)	16	5	3	2	14.29%	18	16	0			N	SC	0	90+ Days	
Exc Award (06/30/2023)																		
44240	QUIMPER GRADLON	09/19/1984	Active(1)	15	0	0	0	0.00%	15		0			N	VP,SC	14		
51420	RENNES ARMORIQUE	03/13/1991	Cancelled(6*)	0	1	14	-13	-100.00%	13	16	2				M,VP,SC	24+		
19399	RENNES CENTRE	05/12/1955	Active(1)	29	0	2	-2	-6.45%	30	15	1		2	N	SC	N/A		
48820	RENNES HERMINE	07/28/1988	Active	19	0	0	0	0.00%	19		0				VP	1		
35777	RENNES RIVE DE L'ILLE	06/26/1978	Active(1)	22	9	0	9	69.23%	13		0				VP,SC	8		
30369	RENNES VALLEE DE LA SEICHE	03/06/1975	Active(1)	20	0	1	-1	-4.76%	21	33	1			N		15	\$208.10	
54030	SAINT BRIEUC ODYSSEE	02/01/1993	Active	18	1	7	-6	-25.00%	24	16	0			N	P	2	\$699.01	
19402	SAINT BRIEUC-GRIFFON	02/01/1955	Active(1)	16	0	5	-5	-23.81%	21	17	2			N		24+		



# Club Health Assessment for District 103 W through May 2025

			Status	Membership							Reports					Finance	LCIF
Club Number	Club Name	Charter Date		Current Member Count	YTD Members Added	YTD Members Dropped	YTD Net Growth	YTD Net Growth%	Member Count 12 Months Ago	Avg. length of service members	Months Since Last MMR ***	Yrs. Since Last Officer Report	President Rotation	Vice President Reported ****	Months Since Last Activity Report ***	Account Balance	Donations for current Fiscal Year
			Number of times on status quo within last two years	If below 15 members appears	If net loss is greater than 20% appears						If no report in 3 months appears in	When more than one year appears in	Number of repeat terms	Notes the officers that do not have an active	If no report at 12 months appears in red		
140880	Saint Gregoire	02/14/2020	Active	23	3	7	-4	-14.81%	26	5	0		2	R	SC	N/R	\$1,203.16
19407	SAUMUR RIVES DE LOIRE	01/21/1955	Active	20	0	0	0	0.00%	20		0			N	M,SC	23	
57755	SAUMUR YOLANDE D'ARAGON	01/18/1996	Active(1)	5	0	1	-1	-16.67%	6	13	0				S,VP,SC	12	
19408	SEGRE	07/15/1959	Active(1)	23	2	1	1	4.55%	22	3	1			N	SC	0	
Exc Award (06/30/2016)																	
37359	SILLE-ALPES MANCELLES	06/25/1979	Active	13	0	2	-2	-13.33%	15	31	6		2	R	M,SC	11	\$2,787.68
19403	ST CALAIS	04/08/1960	Active	12	0	0	0	0.00%	12		0		3	R		2	
19405	ST MALO ILLE ET VILAINE	12/23/1955	Active	34	0	0	0	0.00%	35		1			N		N/A	
19406	ST NAZAIRE LOIRE	03/25/1957	Active	21	2	1	1	5.00%	21	5	0			N		11	
83060	TREGOR COTE DE GRANIT ROSE	06/30/2004	Active(1)	27	2	5	-3	-10.00%	30	6	0			N		0	
19410	VAL DU LOIR	12/12/1962	Active	17	4	2	2	13.33%	15	35	1			N	M,SC	N/A	\$2,655.31
62225	VANNES BERTRANNE	06/28/1999	Active(1)	23	3	3	0	0.00%	23	8	1			N	SC	N/R	
19411	VANNES MORBIHAN	01/10/1957	Active	27	2	4	-2	-6.90%	29	18	0		2	N	SC	N/R	\$470.20
Exc Award (06/30/2023)																	
37843	VITRE	12/26/1979	Active	10	0	1	-1	-9.09%	14	19	1			N	M,SC	15	\$2,092.87


Clubs Cancelled Previous Fiscal Year – Clubs Cancelled within last 12 months may be reinstated

Club Number	Club Name	Charter Date	Current Status*	Cancellation Date
153130	Grand Ouest - Passeport Citoyen	02/21/2023	Cancelled(8*)	11/29/2023
47911	NANTES ANNE DE BRETAGNE	12/01/1987	Cancelled(6*)	05/29/2024

Current Total Clubs Count	YTD New Clubs Count	YTD Cancelled Clubs Count	YTD Net Club Gain	Current Total Members Count	YTD Add	YTD Drop	YTD Net Growth	YTD Net Growth %	Member Count 12 Months Ago	Average Member Count Per Club	% of Clubs with less than 20 members	% No MMR in 3 Months	% No Officer Report in 12 Months	% of Clubs with balance 90+ days	Number of Clubs in Status Quo	% Status Quo Clubs in Financial Suspension	Number of Cancelled Clubs	Average Cancelled Club Age	Members Lost Due to Cancellation	% of Clubs Cancelled for Non-Financial Reasons
75	0	2	-2	1,524	113	138	-25	-1.61%	1,567	20	51%	3%	0%	19%	1	100%	2	48	14	50%



Club Health Assessment for District 103 W through May 2025

			Status	Membership							Reports					Finance	LCIF
Club Number	Club Name	Charter Date		Current Member Count	YTD Members Added	YTD Members Dropped	YTD Net Growth	YTD Net Growth%	Member Count 12 Months Ago	Avg. length of service for dropped members	Months Since Last MMR ***	Yrs. Since Last Officer Report	President Rotation	Vice President Reported ****	Months Since Last Activity Report ***	Account Balance	Donations for current Fiscal Year
			Number of times on status quo within last two years	If below 15 members appears			If net loss is greater than 20% appears				If no report in 3 months appears in	When more than one year appears in	Number of repeat terms	Notes the officers that do not have an active	If no report at 12 months appears in red		

\* - P - Priority Club. Cancellation Reasons: 1-Objectives/conduct, 2-Non-active club, 5-Non-existing club, 6-Disbanding, 7-Merger, 8-Financial Suspension, 9-District/Multiple District Dues.  
\*\* - Abbreviation: P-President, S-Secretary, T-Treasurer, M-Member Chairperson, VP-First Vice President, MC-Communications Chairperson, SC-Service Chairperson  
\*\*\* - Abbreviation: N/R - Never reported using the Lions Clubs website, N/A - Not applicable, No password registered for the Lions Clubs website.  
\*\*\*\* - Abbreviation: N - New, IP - Immediate Past, R - Repeat.



# Club Health Assessment for District 103IE through May 2025

Club Number	Club Name	Charter Date	Status	Membership							Reports					Finance	LCIF
				Current Member Count	YTD Members Added	YTD Members Dropped	YTD Net Growth	YTD Net Growth%	Member Count 12 Months Ago	Avg. length of service for dropped members	Months Since Last MMR ***	Yrs. Since Last Officer Report	President Rotation	Vice President Reported ****	Months Since Last Activity Report ***	Account Balance	Donations for current Fiscal Year
			Number of times on status quo within last two years	If below 15 members appears				If net loss is greater than 20% appears			If no report in 3 months appears	When more than one year appears in	Number of repeat terms	Notes the officers that do not have an active	If no report at 12 months appears in red		
<b>Clubs less than two years old</b>																	
154786	Champigny Rives de Marne	06/16/2023	Active	15	2	3	-1	-6.25%	16	2	0		3	N	M,SC	8	\$30.00
154427	CRÉCY COULOMMIERS PAYS DE BRIE	06/06/2023	Active	15	0	2	-2	-11.76%	20	3	1			N		4	\$3,322.60
172253	Rives de Marne et Gondoire	06/24/2024	Active	39	7	0	7	21.88%	0		0		None		P,T,VP,SC	N/A	\$3,329.31
156790	Seine-et-Marne Environnement	03/14/2024	Active	26	2	3	-1	-3.70%	27	4	1		2	N	SC	2	
<b>Clubs more than two years old</b>																	
19418	AULNAY SOUS BOIS	07/02/1958	Active	32	1	0	1	3.23%	27		1			N		18	\$569.43
65048	BOUSSY LES DEUX MOULINS	03/06/2002	Active	10	0	2	-2	-16.67%	12	5	1			N		19	
36819	BRUNOY LES RIVES DU REVEILLON	03/27/1979	Active	23	2	1	1	4.55%	23	22	1			R		0	\$1,060.80
107466	BRY AVENIR	02/15/2010	Active	17	1	2	-1	-5.56%	18	9	0			R	SC	9	\$1,726.27
Exc Award (06/30/2016, 06/30/2020)																	
19421	CHARENTON LE PONT	03/20/1969	Active	18	7	3	4	28.57%	16	35	0		2		VP,SC	8	\$1,583.56
43761	CHATEAU LANDON VALLEE DU LOING	04/27/1984	Active	12	0	1	-1	-7.69%	13	9	0		2	IP	SC	6	\$2,089.76
118531	CHELLES	12/28/2012	Active	23	6	3	3	15.00%	20	5	1				VP	12	\$1,080.32
19071	DOURDAN	07/02/1963	Active	15	3	0	3	25.00%	14		1			N		2	\$1,138.86
19072	DRAVEIL	02/07/1973	Active	22	0	0	0	0.00%	22		0				VP,SC	4	\$1,084.57
Exc Award (06/30/2022)																	
19074	ETAMPES	12/21/1959	Active	26	0	0	0	0.00%	26		0			N		11	\$1,238.86
60322	EVRY	01/29/1998	Active	10	0	3	-3	-23.08%	13	15	0		None		P,S,T,M,VP SC	3	
19075	FONTAINEBLEAU	10/29/1956	Active	7	1	1	0	0.00%	8	1	1		2	R	M	1	\$1,041.28
45594	FONTENAY VAL DE MARNE	12/03/1985	Active	8	0	0	0	0.00%	9		0				VP,SC	10	
42430	GIF-SUR YVETTE CHEVRY	03/31/1983	Active	28	2	3	-1	-3.45%	30	3	1			N		3	\$3,590.99
48613	LA FERTE GAUCHER	05/23/1988	Active	24	2	0	2	9.09%	21		1			N	SC	6	\$1,095.22
Exc Award (06/30/2016, 06/30/2023)																	
19432	LAGNY VAL DE BUSSY	06/30/1971	Active	18	4	0	4	28.57%	15		1			N		1	\$1,184.45



# Club Health Assessment for District 103IE through May 2025

			Status	Membership							Reports					Finance	LCIF
Club Number	Club Name	Charter Date		Current Member Count	YTD Members Added	YTD Members Dropped	YTD Net Growth	YTD Net Growth%	Member Count 12 Months Ago	Avg. length of service for dropped members	Months Since Last MMR ***	Yrs. Since Last Officer Report	President Rotation	Vice President Reported ****	Months Since Last Activity Report ***	Account Balance	Donations for current Fiscal Year
			Number of times on status quo within last two years	If below 15 members appears			If net loss is greater than 20% appears				If no report in 3 months appears in	When more than one year appears in	Number of repeat terms	Notes the officers that do not have an active	If no report at 12 months appears in red		
Exc Award (06/30/2023)																	
19433	LE BOURGET LE BLANC MESNIL	06/07/1967	Active	7	0	2	-2	-22.22%	10	35	0		2	N	24+		\$630.96
29131	LE PLESSIS TREVISE BOIS ST ANTOINE	04/18/1974	Active	5	0	0	0	0.00%	2		1			M,VP,SC	7		
124062	Limeil Brevannes	01/26/2015	Active	22	0	2	-2	-8.33%	24	25	1			N	11		
36143	MARNE LA VALLEE L C	10/31/1978	Active	14	0	4	-4	-22.22%	19	13	0			N	2		\$324.10
34864	MARNE LA VALLEE NOISY LE GRAND	12/09/1977	Active	16	1	5	-4	-20.00%	22	10	1			R	SC	7	
Exc Award (06/30/2022)																	
19014	MEAUX	11/08/1955	Active	43	3	2	1	2.38%	43	27	0			N	11		\$1,080.32
Exc Award (06/30/2016)																	
19082	MELUN DOYEN	01/26/1956	Active	26	0	2	-2	-7.14%	28	48	0			N	SC	11	\$2,082.57
33861	MELUN VAL DE SEINE	05/11/1977	Active	23	2	0	2	9.52%	21		1			T,M,VP,SC	N/A		
58262	MILLY LA FORET	05/13/1996	Active	11	2	0	2	22.22%	9		0			N	SC	1	\$1,060.40
19085	MONTGERON-VAL D'YERRES L C	02/13/1958	Active	16	3	1	2	14.29%	15	10	0			N	24+		
19086	MONTLHERY	06/18/1965	Active	6	1	4	-3	-33.33%	9	7	1			R	SC	20	
44557	NEUILLY DHUYS	01/21/1985	Active	11	1	0	1	10.00%	12		1	1	None	P,S,T,M,VP SC	13		\$542.28
19446	NOGENT-LE PERREUX L C	06/05/1958	Active	19	3	0	3	18.75%	17		1			N	13		\$3,240.96
142325	Noisy Amitié Humanité	10/26/2020	Cancelled(6*)	0	0	15	-15	-100.00%	15	4	6		None	P,S,T,M,VP SC	N/R		
56672	ORMESSON SUCY VAL DS MOULINS	03/15/1995	Active	24	2	1	1	4.35%	29	24	0			VP	1		\$1,164.72
Exc Award (06/30/2018)																	
130706	Orsay-Courtaboeuf	04/13/2017	Active(1)	4	3	2	1	33.33%	3	3	0		2	VP	N/A		\$454.52
148762	Ozoir Cyber Club Actions Autisme Francophone	11/11/2021	Active	22	5	2	3	15.79%	19	5	0			VP	7		
48927	OZOIR LA FERRIERE	10/05/1988	Cancelled(6*)	0	0	1	-1	-100.00%	2	7	9	1	None	P,S,T,M,VP SC	14		
Exc Award (06/30/2016)																	
19447	PANTIN NOISY DRANCY AZUR	04/22/1965	Active	8	1	0	1	14.29%	7		0			N	6		\$104.05





# Club Health Assessment for District 103IE through May 2025

Club Number	Club Name	Charter Date	Status	Membership							Reports					Finance	LCIF
				Current Member Count	YTD Members Added	YTD Members Dropped	YTD Net Growth	YTD Net Growth%	Member Count 12 Months Ago	Avg. length of service for dropped members	Months Since Last MMR ***	Yrs. Since Last Officer Report	President Rotation	Vice President Reported ****	Months Since Last Activity Report ***	Account Balance	Donations for current Fiscal Year
			Number of times on status quo within last two years	If below 15 members appears				If net loss is greater than 20% appears			If no report in 3 months appears	When more than one year appears in	Number of repeat terms	Notes the officers that do not have an active	If no report at 12 months appears in red		
19024	PROVINS-NANGIS-BRAY SUR SEINE	06/05/1967	Active	27	3	4	-1	-3.57%	28	18	0			R	T,SC	N/A	
19435	RAINCY VILLEMOMBLE Exc Award (06/30/2016)	02/07/1958	Active	22	1	0	1	4.76%	22		0			N	P	20	\$1,676.83
150046	Rosny Sous Bois Aquila	02/25/2022	Active(1)	16	3	1	2	14.29%	15	0	1			N		11	
53812	SAINT MAUR BORDS DE MARNE	11/11/1992	Active(1)	4	0	0	0	0.00%	4		3			IP	SC	N/R	
19427	SAINT MAUR DES FOSSES DOYEN Exc Award (06/30/2023)	04/19/1966	Active	27	0	0	0	0.00%	27		1			N		6	
19095	SAINTE GENEVIEVE SAVIGNY VALLEE DE L'ORGE	09/19/1972	Cancelled(6*)	0	0	4	-4	-100.00%	4	13	5	1	None		P,S,T,M,VP SC	N/R	\$981.13
101681	SAINT-MAUR ALLIANCE	05/01/2008	Active	29	3	2	1	3.57%	27	0	0			N		11	\$1,051.59
62772	SEVRAN-NOBEL VILLEPINTE	02/11/2000	Cancelled(6*)	0	0	0	0	0.00%	4		9	1	None		P,S,T,M,VP SC	N/R	
19467	ST MANDE	07/05/1956	Active	10	3	2	1	11.11%	10	7	0			N		18	\$1,041.28
60638	VAL DE BIEVRE	04/14/1998	Active	15	2	0	2	15.38%	13		1		3	R	M,SC	24+	
153902	Val d'Europe Magny	05/11/2023	Active	10	2	8	-6	-37.50%	16	1	1				M,VP	11	
56252	VERRIERES LE BUISSON ? IGNU	11/16/1994	Active	5	0	0	0	0.00%	6		1			N	M	1	\$542.28
19475	VINCENNES VAL DE MARNE	11/15/1956	Active	19	1	0	1	5.56%	21		1			N		15	\$2,169.14

Clubs Cancelled Previous Fiscal Year – Clubs Cancelled within last 12 months may be reinstated

Club Number	Club Name	Charter Date	Current Status*	Cancellation Date
40888	COULOMMIERS COMMANDERIE	02/10/1982	Cancelled(8*)	12/29/2023
29505	LONGJUMEAU-PALaiseau	06/19/1974	Cancelled(8*)	12/29/2023

Current Total Clubs Count	YTD New Clubs Count	YTD Cancelled Clubs Count	YTD Net Club Gain	Current Total Members Count	YTD Add	YTD Drop	YTD Net Growth	YTD Net Growth %	Member Count 12 Months Ago	Average Member Count Per Club	% of Clubs with less than 20 members	% No MMR in 3 Months	% No Officer Report in 12 Months	% of Clubs with balance 90+ days	Number of Clubs in Status Quo	% Status Quo Clubs in Financial Suspension	Number of Cancelled Clubs	Average Cancelled Club Age	Members Lost Due to Cancellation	% of Clubs Cancelled for Non-Financial Reasons
48	0	4	-4	849	85	91	-6	-0.70%	853	18	60%	2%	2%	0%	0	0%	4	52	20	50%



Club Health Assessment for District 103IE through May 2025

			Status	Membership							Reports					Finance	LCIF
Club Number	Club Name	Charter Date		Current Member Count	YTD Members Added	YTD Members Dropped	YTD Net Growth	YTD Net Growth%	Member Count 12 Months Ago	Avg. length of service for dropped members	Months Since Last MMR ***	Yrs. Since Last Officer Report	President Rotation	Vice President Reported ****	Months Since Last Activity Report ***	Account Balance	Donations for current Fiscal Year
			Number of times on status quo within last two years	If below 15 members appears				If net loss is greater than 20% appears			If no report in 3 months appears in	When more than one year appears in	Number of repeat terms	Notes the officers that do not have an active	If no report at 12 months appears in red		

\* - P - Priority Club. Cancellation Reasons: 1-Objectives/conduct, 2-Non-active club, 5-Non-existing club, 6-Disbanding, 7-Merger, 8-Financial Suspension, 9-District/Multiple District Dues.  
\*\* - Abbreviation: P-President, S-Secretary, T-Treasurer, M-Member Chairperson, VP-First Vice President, MC-Communications Chairperson, SC-Service Chairperson  
\*\*\* - Abbreviation: N/R - Never reported using the Lions Clubs website, N/A - Not applicable, No password registered for the Lions Clubs website.  
\*\*\*\* - Abbreviation: N - New, IP - Immediate Past, R - Repeat.



# Club Health Assessment for District 103IP through May 2025

			Status	Membership						Reports					Finance	LCIF	
Club Number	Club Name	Charter Date		Current Member Count	YTD Members Added	YTD Members Dropped	YTD Net Growth	YTD Net Growth%	Member Count 12 Months Ago	Avg. length of service for dropped members	Months Since Last MMR ***	Yrs. Since Last Officer Report	President Rotation	Vice President Reported ****	Months Since Last Activity Report ***	Account Balance	Donations for current Fiscal Year
			Number of times on status quo within last two years	If below 15 members appears				If net loss is greater than 20% appears			If no report in 3 months appears in	When more than one year appears in	Number of repeat terms	Notes the officers that do not have an active	If no report at 12 months appears in red		
Clubs less than two years old																	
181483	Paris Gastronomy Universal	03/24/2025	Newly Chartered	21	21	0	21	100.00%	0		0			N	M,SC	N/R	
154034	Paris Parasport Universal	06/14/2023	Cancelled(6*)	0	0	0	0	0.00%	15		4		None	P,S,T,M,VP SC	N/R		
179092	Paris Rosa Bonheur	03/24/2025	Newly Chartered	24	24	0	24	100.00%	0		0			M,VP,SC	N/R		
Clubs more than two years old																	
43903	PARIS ARC DE TRIOMPHE	05/31/1984	Active	28	0	1	-1	-3.45%	28	10	0		None	P,S,T,VP	1		\$6,463.34
Exc Award (06/30/2023)																	
126353	Paris Atlantique	12/07/2015	Active	6	0	1	-1	-14.29%	8	9	0			R	SC	24+	
49598	PARIS BELLEVILLE MENILMONTANT	06/13/1989	Active	11	0	0	0	0.00%	12		0		2	N		24+	
48430	PARIS BOURSE GAILLON	04/18/1988	Active	18	0	1	-1	-5.26%	19	21	1		2	N		24+	
36232	PARIS BUTTE-MONTMARTRE	11/20/1978	Active	6	0	0	0	0.00%	6		17		2		M,VP,SC	24+	
116614	PARIS BUTTES CHAUMONT	05/07/2012	Active	20	1	0	1	5.26%	19		1			N		2	\$2,936.09
Exc Award (06/30/2018)																	
19451	PARIS CHAILLOT	11/19/1963	Active	22	2	1	1	4.76%	13	15	4		3		M,VP,SC	18	\$525.51
19450	PARIS CONCORDE	06/12/1973	Active	13	0	2	-2	-13.33%	17	25	0		2		VP	3	\$1,416.65
19448	PARIS DOYEN	07/26/1948	Active	21	1	10	-9	-30.00%	29	13	0				VP	0	\$1,420.79
127713	Paris Eiffel	05/31/2016	Active	10	1	0	1	11.11%	9		2		2	N		3	\$216.91
58158	PARIS EST NOTRE DAME	04/19/1996	Active	9	0	2	-2	-18.18%	11	29	1			R	SC	24+	
19449	PARIS ETOILE	01/29/1974	Active	6	2	1	1	20.00%	5	22	0		5	R	M,SC	6	
149039	Paris France Gastronomie	11/18/2021	Active(1)	15	6	8	-2	-11.76%	43	2	1		None	R	P,SC	23	90+ Days
134645	Paris Gaité	05/15/2018	Active	7	0	0	0	0.00%	7		0		4		VP	24+	
149875	Paris Haussmann	02/10/2022	Active	12	2	0	2	20.00%	11		0			N		11	\$239.50
123796	Paris Helen Keller	01/19/2015	Active	19	1	1	0	0.00%	17	6	1			N	SC	14	
64223	PARIS ILE DE LA CITE	04/30/2001	Active	21	1	2	-1	-4.55%	21	11	0			R		14	\$108.46



# Club Health Assessment for District 103IP through May 2025

Club Number	Club Name	Charter Date	Status	Membership							Reports					Finance	LCIF
				Current Member Count	YTD Members Added	YTD Members Dropped	YTD Net Growth	YTD Net Growth%	Member Count 12 Months Ago	Avg. length of service for dropped members	Months Since Last MMR ***	Yrs. Since Last Officer Report	President Rotation	Vice President Reported ****	Months Since Last Activity Report ***	Account Balance	Donations for current Fiscal Year
			Number of times on status quo within last two years	If below 15 members appears				If net loss is greater than 20% appears			If no report in 3 months appears in	When more than one year appears in	Number of repeat terms	Notes the officers that do not have an active	If no report at 12 months red		
116612	PARIS LA SORBONNE	05/01/2012	Active(1)	6	0	0	0	0.00%	6		5		7	VP,SC	1		\$33.25
19437	PARIS LONGCHAMP	02/08/1962	Active	17	1	3	-2	-10.53%	19	2	0			N	24+		
33441	PARIS MONCEAU GRANDE ARMEE Exc Award (06/30/2024)	03/16/1977	Active	20	0	3	-3	-13.04%	23	20	1		2	R SC	3		\$1,572.63
42812	PARIS MONNAIE BEAUX ARTS	06/06/1983	Active	16	0	0	0	0.00%	16		0		8	N S,SC	24+		
124628	Paris Montaigne	04/14/2015	Active	22	0	1	-1	-4.35%	23	30	0			N	14		\$1,052.36
57359	PARIS OBSERVATOIRE-RIVE GAUCHE	09/20/1995	Active	11	0	0	0	0.00%	11		0			VP	1		\$2,131.55
124799	Paris Ocean	05/08/2015	Active(2)	6	1	3	-2	-25.00%	8	1	4		None	R P,S,T,M,SC	24+		
34294	PARIS OUEST-AUTEUIL	06/27/1977	Cancelled(6*)	0	0	10	-10	-100.00%	10	12	2		2	N	24+		
19457	PARIS PALAIS ROYAL	01/04/1974	Active	11	0	0	0	0.00%	11		0		None	P,S,M,VP,SC	7		
137396	Paris Passy Horizons	02/13/2019	Active	5	0	2	-2	-28.57%	8	6	1		2	VP	6		
130650	Paris Pont Neuf	04/06/2017	Active	10	2	3	-1	-9.09%	12	6	0		2	N S,SC	4		
60319	PARIS PORT AUX LIONS 2	01/16/1998	Active	11	0	1	-1	-8.33%	12	27	0			M,VP,SC	0		\$162.05
153073	Paris Pyramides et Prospective	11/29/2022	Active(3)	17	7	5	2	13.33%	20	4	1			N	15		
47877	PARIS QUAI D'ORSAY	11/24/1987	Active	9	0	0	0	0.00%	9		0			R	24+		\$216.91
34216	PARIS QUARTIER LATIN	06/27/1977	Active	19	0	0	0	0.00%	21		3			VP,SC	7		\$1,333.63
109552	PARIS RIVOLI	10/27/2010	Active	5	1	1	0	0.00%	5	6	0		2	R P,M,SC	14		\$2,103.18
61594	PARIS SAINTE GENEVIEVE Exc Award (06/30/2023)	03/04/1999	Active	9	1	2	-1	-10.00%	9	18	0		2	R SC	2		
122420	Paris Saint-Georges	06/13/2014	Active	19	3	1	2	11.76%	18	1	0			N	24+		\$416.51
137388	Paris Seyssel	02/07/2019	Active	33	7	2	5	17.86%	28	4	0		3	R	5		
60494	PARIS SUFFREN-FONTENOY	03/20/1998	Active	5	0	0	0	0.00%	5		0		5	R	16		
154032	Paris UDAF	04/07/2023	Status Quo(2)	21	0	0	0	0.00%	21		5		3	M,VP,SC	N/R	90+ Days	
140922	Paris Vent d'Ouest Exc Award (06/30/2023)	02/14/2020	Active	20	2	8	-6	-23.08%	29	6	0		3	N SC	22		



## Club Health Assessment for District 103IP through May 2025

			Status	Membership							Reports					Finance	LCIF
Club Number	Club Name	Charter Date		Current Member Count	YTD Members Added	YTD Members Dropped	YTD Net Growth	YTD Net Growth%	Member Count 12 Months Ago	Avg. length of service for dropped members	Months Since Last MMR ***	Yrs. Since Last Officer Report	President Rotation	Vice President Reported ****	Months Since Last Activity Report ***	Account Balance	Donations for current Fiscal Year
			Number of times on status quo within last two years	If below 15 members appears				If net loss is greater than 20% appears			If no report in 3 months appears in	When more than one year appears in	Number of repeat terms	Notes the officers that do not have an active	If no report at 12 months appears in red		

Clubs Cancelled Previous Fiscal Year – Clubs Cancelled within last 12 months may be reinstated

Club Number	Club Name	Charter Date	Current Status*	Cancellation Date
140882	Paris Intercultural	02/17/2020	Cancelled(8*)	12/29/2023
153076	Paris Passion Universal	11/29/2022	Cancelled(6*)	01/29/2024
124079	Paris Sologne	01/28/2015	Cancelled(8*)	06/29/2024

Current Total Clubs Count	YTD New Clubs Count	YTD Cancelled Clubs Count	YTD Net Club Gain	Current Total Members Count	YTD Add	YTD Drop	YTD Net Growth	YTD Net Growth %	Member Count 12 Months Ago	Average Member Count Per Club	% of Clubs with less than 20 members	% No MMR in 3 Months	% No Officer Report in 12 Months	% of Clubs with balance 90+ days	Number of Clubs in Status Quo	% Status Quo Clubs in Financial Suspension	Number of Cancelled Clubs	Average Cancelled Club Age	Members Lost Due to Cancellation	% of Clubs Cancelled for Non-Financial Reasons
40	2	2	0	581	87	75	12	2.11%	614	15	70%	15%	0%	5%	1	100%	2	32	10	0%

\* - P - Priority Club. Cancellation Reasons: 1-Objectives/conduct, 2-Non-active club, 5-Non-existing club, 6-Disbanding, 7-Merger, 8-Financial Suspension, 9-District/Multiple District Dues.

\*\* - Abbreviation: P-President, S-Secretary, T-Treasurer, M-Member Chairperson, VP-First Vice President, MC-Communications Chairperson, SC-Service Chairperson

\*\*\* - Abbreviation: N/R - Never reported using the Lions Clubs website, N/A - Not applicable, No password registered for the Lions Clubs website.

\*\*\*\* - Abbreviation: N - New, IP - Immediate Past, R - Repeat.



# Club Health Assessment for District 103IW through May 2025

			Status	Membership						Reports					Finance		LCIF	
Club Number	Club Name	Charter Date		Current Member Count	YTD Members Added	YTD Members Dropped	YTD Net Growth	YTD Net Growth%	Member Count 12 Months Ago	Avg. length of service for dropped members	Months Since Last MMR ***	Yrs. Since Last Officer Report	President Rotation	Vice President Reported ****	Months Since Last Activity Report ***	Account Balance	Donations for current Fiscal Year	
			Number of times on status quo within last two years	If below 15 members appears			If net loss is greater than 20% appears			If no report in 3 months appears in			When more than one year appears in	Number of repeat terms	Notes the officers that do not have an active	If no report at 12 months red		
Clubs less than two years old																		
154668	Colombes Envol Nord de Seine	06/08/2023	Active	4	0	3	-3	-42.86%	7	1	0			N	S,M,SC	N/R		
156855	Haut Val d'Oise	02/16/2024	Active	17	0	0	0	0.00%	21		0		2	R		N/R		
172916	Vauréal Coeurs Battants	11/21/2024	Active	20	20	0	20	100.00%	0		0				M,VP,SC	N/A		
154470	Villennes-Sur-Seine - Medan	06/02/2023	Active	18	0	2	-2	-10.00%	18	2	0			N	M,SC	11		\$1,062.92
Clubs more than two years old																		
47152	ANTONY	04/07/1987	Active	10	2	4	-2	-16.67%	12	14	0				T,VP,SC	0		\$416.19
19416	ARGENTEUIL CORMEILLES EN PARIS	05/01/1958	Active	18	6	5	1	5.88%	17	13	0		2	R	SC	11		\$1,062.92
62735	ARGENTEUIL IMPRESSIONNISTES	01/27/2000	Active	13	1	1	0	0.00%	12	8	0			R	M,SC	11		
19417	ASNIERES BOIS COLOMBES	12/29/1959	Active	16	0	1	-1	-5.88%	14	59	0		2	N		11		
78344	AUVERS IRIS	02/25/2004	Active	10	0	0	0	0.00%	10		5			N	VP,SC	N/R		\$1,167.06
19419	BEAUCHAMP TAVERNY ERMONT	05/25/1966	Active	28	0	2	-2	-6.67%	29	17	0			N		23		\$1,062.92
121525	Boulogne Billancourt L'Innovante	03/10/2014	Active	24	6	2	4	20.00%	24	10	0			N	SC	6		\$1,541.28
117822	BOURG LA REINE VAL DE BIEVRE	09/12/2012	Active	16	0	2	-2	-11.11%	21	10	0			N	T	12		\$696.96
35594	CERGY-VILLE NOUVELLE	05/19/1978	Active	19	1	1	0	0.00%	19	46	1				VP,SC	24+		
134302	Chambourcy	05/30/2018	Active	17	2	4	-2	-10.53%	19	13	1		2	R	SC	24+		\$600.00
89303	CHATENAY MALABRY	09/21/2005	Active	15	2	0	2	15.38%	13		1			N		7		\$1,062.92
19424	CLICHY LEVALLOIS PERRET DOYEN	11/07/1963	Active	19	0	7	-7	-26.92%	26	22	0			N	SC	2		
50643	CONFLANS MONTJOIE	06/12/1990	Active	19	0	0	0	0.00%	18		0		2		VP	0		\$486.14
19468	DOMONT	05/04/1971	Active	20	2	2	0	0.00%	21	1	0				VP	11		\$1,582.77
124417	Elancourt Aqualina	04/03/2015	Active	26	4	1	3	13.04%	23	52	1			N		0		\$1,028.42
19428	ENGHIEN MONTMORENCY	12/16/1960	Active	18	2	1	1	5.88%	17	6	1			N		8		\$1,040.49
115662	ERAGNY BOUCLE DE L'OISE	12/05/2011	Active	8	0	1	-1	-11.11%	10	13	2		2		VP,SC	8		



# Club Health Assessment for District 103IW through May 2025

			Status	Membership							Reports					Finance		LCIF
Club Number	Club Name	Charter Date		Current Member Count	YTD Members Added	YTD Members Dropped	YTD Net Growth	YTD Net Growth%	Member Count 12 Months Ago	Avg. length of service for dropped members	Months Since Last MMR ***	Yrs. Since Last Officer Report	President Rotation	Vice President Reported ****	Months Since Last Activity Report ***	Account Balance	Donations for current Fiscal Year	
			Number of times on status quo within last two years	If below 15 members appears				If net loss is greater than 20% appears			If no report in 3 months appears in	When more than one year appears in	Number of repeat terms		Notes the officers that do not have an active	If no report at 12 months appears in red		
50378	EZANVILLE ECOUEN	04/02/1990	Active	6	0	4	-4	-40.00%	12	12	6				T,M,VP,SC	24		
64257	FONTENAY AUX ROSES-VAL A LOUPS	05/04/2001	Active	6	0	0	0	0.00%	6		1		2	N		14		
137475	Gennevilliers - Port de Paris	03/18/2019	Active	9	0	3	-3	-25.00%	12	3	0				M,VP,SC	N/A		
123849	Houilles Victor Schoelcher	12/22/2014	Active	14	1	1	0	0.00%	14	10	1			N		5		
67381	JOUY EN JOSAS - BUC - LES LOGES EN JOSAS	03/04/2003	Active	23	3	3	0	0.00%	23	9	0			R		11		\$833.03
19431	LA DEFENSE	02/26/1963	Active	20	2	1	1	5.26%	19	10	0			N	SC	18		\$7,167.85
44056	LA GARENNE COLOMBES	06/30/1984	Active	8	0	1	-1	-11.11%	9	6	1		2	R	SC	24+		
137921	LE CHESNAY-ROCQUENCOURT Exc Award (06/30/2023)	05/13/2019	Active	15	0	1	-1	-6.25%	15	3	0			N		11		\$542.28
46319	LE PECQ COTEAUX DE SEINE Exc Award (06/30/2018)	06/24/1986	Active	23	2	1	1	4.55%	23	19	0			R	SC	14		\$86.77
19429	LE PLESSIS ROBINSON	01/04/1968	Active	15	0	0	0	0.00%	16		0			N		14		\$542.28
19436	LE VESINET Exc Award (06/30/2016)	05/04/1965	Active	7	0	0	0	0.00%	7		5			N	M,SC	24+		
48544	LES ESSARTS-LE-ROI, LE MESNIL-SAINT-DENIS, LE	05/10/1988	Active	13	0	0	0	0.00%	13		3			N	M,SC	24+		
19430	L'ISLE ADAM PARMAIN	04/05/1965	Active	17	2	0	2	13.33%	16		1			N	M,SC	11		
43504	LUZARCHES CHAUMONTEL	02/27/1984	Active	10	3	0	3	42.86%	7		0				VP,SC	12		
19438	MAISONS LAFFITTE-LE MESNI LE R	05/04/1965	Active	17	3	8	-5	-22.73%	22	26	1			N	SC	23		\$1,062.52
19439	MANTES LA JOLIE	06/23/1955	Active	14	0	1	-1	-6.67%	15	8	5				M,VP,SC	24+		
44992	MANTES VAL DE SEINE	05/30/1985	Active	22	2	0	2	10.00%	20		1			N		13		\$2,125.85
50644	MARINES VEXIN FRANCAIS	06/12/1990	Active	11	1	0	1	10.00%	10		1			N	SC	N/A		
19440	MARLY LE ROI LOUVECIENNES LE PORT Exc Award (06/30/2023)	07/03/1964	Active	24	1	2	-1	-4.00%	26	27	0			N		5		
107315	MAULE EPONE VALLEE DE LA MAULDRE	01/22/2010	Active	13	0	0	0	0.00%	12		1		2	N	SC	24+		





# Club Health Assessment for District 103IW through May 2025

			Status	Membership							Reports					Finance		LCIF
Club Number	Club Name	Charter Date		Current Member Count	YTD Members Added	YTD Members Dropped	YTD Net Growth	YTD Net Growth%	Member Count 12 Months Ago	Avg. length of service for dropped members	Months Since Last MMR ***	Yrs. Since Last Officer Report	President Rotation	Vice President Reported ****	Months Since Last Activity Report ***	Account Balance	Donations for current Fiscal Year	
			Number of times on status quo within last two years	If below 15 members appears				If net loss is greater than 20% appears			If no report in 3 months appears in	When more than one year appears in	Number of repeat terms		Notes the officers that do not have an active	If no report at 12 months appears in red		
19466	MAUREPAS ST QUENTIN EN YVELINES DOYEN Exc Award (06/30/2018)	06/12/1973	Active	4	1	1	0	0.00%	4	2	0				S,VP,SC	17		\$1,040.49
19441	MEUDON-ISSY LES MOULINEAUX-CLA	05/14/1970	Active	9	1	2	-1	-10.00%	10	1	0		3	N	SC	11		
19442	MEULAN LES MUREAUX	03/31/1971	Active	17	1	2	-1	-5.56%	18	1	0			N	SC	0		
126961	Montfort L'Amaury	03/03/2016	Active	12	0	2	-2	-14.29%	14	7	0			N	SC	0		
42813	MONTIGNY LES 3 VILLAGES	06/29/1983	Active	15	0	3	-3	-16.67%	18	9	0			N	SC	0		\$1,041.28
19443	MONTROUGE-VANVES-MALA KOFF	06/02/1971	Active	11	0	2	-2	-15.38%	13	1	1		2	N		6		\$572.50
137499	NANTERRE	05/31/2019	Active	9	0	0	0	0.00%	8		2		2	R	M,SC	23		\$156.19
46588	NEAUPHLE LE CHATEAU	10/14/1986	Active	13	0	1	-1	-7.14%	14	8	1			N		11		\$1,040.49
50642	NEUILLY BORD DE SEINE	06/12/1990	Active	14	2	1	1	7.69%	12	45	0		3	N		11		
19445	NEUILLY DOYEN	12/07/1955	Cancelled(6*)	0	0	0	0	0.00%	8		11	1	None		P,S,T,M,VP SC VP	N/R		
37844	NOISY LE ROI - BAILLY - VAL DE GALLY	12/26/1979	Active	26	0	2	-2	-7.14%	28	20	0					2		\$2,125.85
32100	ORGEVAL VERNEUIL VERNUILLET	04/13/1976	Active	12	0	1	-1	-7.69%	12	5	1			N		24+		
55120	PISCOP-SAINT-BRICE SOUS FORET	12/10/1993	Active	17	0	1	-1	-5.56%	16	39	0			N	SC	2		
50716	POISSY BLANCHE DE CASTILLE	06/22/1990	Active	8	3	3	0	0.00%	9	25	0			IP	M,SC	6		
41522	POISSY DOYEN	06/21/1982	Active	19	0	6	-6	-24.00%	24	19	1				M,VP,SC	11		
56153	POISSY PINCERAI	10/17/1994	Active	16	1	0	1	6.67%	14		0			N	M	24+		\$2,862.21
19459	PONTOISE	07/01/1956	Active	21	0	3	-3	-12.50%	23	32	0			N		11		
19460	PUTEAUX	04/19/1963	Active	15	5	1	4	36.36%	14	5	0			N		11		
19092	RAMBOUILLET	05/30/1961	Active	13	0	1	-1	-7.14%	14	2	0			N	M,SC	3		
19461	ROISSY PAYS DE FRANCE	01/16/1974	Active	34	1	1	0	0.00%	31	40	0			N		4		\$1,044.88
19462	RUEIL MALMAISON	12/01/1960	Active	34	0	4	-4	-10.53%	35	6	0			N		6		\$4,772.35
19463	SAINT CLOUD-GARCHES-VAUCRES	05/28/1957	Active	30	1	2	-1	-3.23%	32	3	0			N	VP,SC	N/R		\$3,134.64



# Club Health Assessment for District 103IW through May 2025

			Status	Membership							Reports					Finance		LCIF
Club Number	Club Name	Charter Date		Current Member Count	YTD Members Added	YTD Members Dropped	YTD Net Growth	YTD Net Growth%	Member Count 12 Months Ago	Avg. length of service for dropped members	Months Since Last MMR ***	Yrs. Since Last Officer Report	President Rotation	Vice President Reported ****	Months Since Last Activity Report ***	Account Balance	Donations for current Fiscal Year	
			Number of times on status quo within last two years	If below 15 members appears				If net loss is greater than 20% appears			If no report in 3 months appears in	When more than one year appears in	Number of repeat terms	Notes the officers that do not have an active	If no report at 12 months appears in red			
104890	SAINT CYR L'ECOLE - TROIS FONTAINES	03/12/2009	Active	13	0	1	-1	-7.14%	13	4	0			VP	2			
107418	SAINT GERMAIN EN LAYE CHATEAU	02/16/2010	Active	17	1	1	0	0.00%	14	2	0			IP	SC	13		
19464	SAINT-GERMAIN-EN-LAYE DOYEN	09/20/1955	Active	23	1	4	-3	-11.54%	24	25	2			N	SC	6		
	Exc Award (06/30/2023)																	
29506	SANNOIS HERBLAY LA FRETTE RIVE DE SEINE	06/07/1974	Active	21	1	0	1	5.00%	20		1		7	R	SC	24+		
	Exc Award (06/30/2024)																	
19469	SARTROUVILLE	01/08/1974	Active	28	1	2	-1	-3.45%	29	18	1			N	M,SC	6	\$833.03	
19470	SCEAUX	12/14/1967	Active	16	0	0	0	0.00%	15		1			N	SC	0		
19471	SEVRES-VILLE D'AVRAY	03/08/1957	Active	10	0	2	-2	-16.67%	14	20	1			N		8		
19472	SURESNES	04/06/1970	Active	35	2	2	0	0.00%	36	17	0			R		0	\$557.54	
137606	Val d'Oise 95 - Avenir 21	03/12/2019	Active	8	0	3	-3	-27.27%	11	2	4			N	SC	18		
33864	VALLEE DE CHEVREUSE L C	05/18/1977	Active	15	0	3	-3	-16.67%	18	9	3			R	SC	13		
54333	VELIZY CONCORDE	04/12/1993	Active	11	0	0	0	0.00%	10		0			N	SC	0		
140034	Velizy Phoenix	11/21/2019	Active	23	0	2	-2	-8.00%	24	20	1			N		8	\$2,449.95	
	Exc Award (06/30/2023, 06/30/2024)																	
19473	VERSAILLES DOYEN	10/14/1954	Active	23	0	1	-1	-4.17%	24	1	0			N	SC	11		
47837	VERSAILLES MENYANTHES	11/12/1987	Active	16	3	0	3	23.08%	15		0		2	N		0		
37697	VERSAILLES TRIANON	11/15/1979	Active	28	0	2	-2	-6.67%	29	13	1				P,VP,SC	24+		
19474	VILLENEUVE LA GARENNE	06/28/1961	Active	14	0	1	-1	-6.67%	15	23	1			N	M,SC	N/A	\$1,561.13	
150865	Yvelines Environnement	05/27/2022	Cancelled(6*)	0	0	7	-7	-100.00%	7	2	5		None		P,S,T,M,VP SC	11		
118568	YVELINES HERALDIC	01/09/2013	Active(1)	11	11	2	9	450.00%	11	0	4			IP	M,SC	24+		
	Exc Award (06/30/2016)																	

Clubs Cancelled Previous Fiscal Year – Clubs Cancelled within last 12 months may be reinstated

Club Number	Club Name	Charter Date	Current Status*	Cancellation Date
-------------	-----------	--------------	-----------------	-------------------



## Club Health Assessment for District 103IW through May 2025

			Status							Membership					Reports					Finance		LCIF
Club Number	Club Name	Charter Date		Current Member Count	YTD Members Added	YTD Members Dropped	YTD Net Growth	YTD Net Growth%	Member Count 12 Months Ago	Avg. length of service for dropped members	Months Since Last MMR ***	Yrs. Since Last Officer Report	President Rotation	Vice President Reported ****	Months Since Last Activity Report ***	Account Balance	Donations for current Fiscal Year					
			Number of times on status quo within last two years	If below 15 members appears				If net loss is greater than 20% appears			If no report in 3 months appears in	When more than one year appears in	Number of repeat terms	Notes the officers that do not have an active	If no report at 12 months appears in red							
143977	Le Chesnay - Courtois	03/08/2021	Cancelled(6*)	07/29/2023																		
116299	VAUREAL HAUTIL	03/12/2012	Cancelled(6*)	07/29/2023																		
Current Total Clubs Count	YTD New Clubs Count	YTD Cancelled Clubs Count	YTD Net Club Gain	Current Total Members Count	YTD Add	YTD Drop	YTD Net Growth	YTD Net Growth %	Member Count 12 Months Ago	Average Member Count Per Club	% of Clubs with less than 20 members	% No MMR in 3 Months	% No Officer Report in 12 Months	% of Clubs with balance 90+ days	Number of Clubs in Status Quo	% Status Quo Clubs in Financial Suspension	Number of Cancelled Clubs	Average Cancelled Club Age	Members Lost Due to Cancellation	% of Clubs Cancelled for Non-Financial Reasons		
79	1	2	-1	1,303	104	137	-33	-2.47%	1,348	16	72%	10%	0%	0%	0	0%	2	43	7	100%		

\* - P - Priority Club. Cancellation Reasons: 1-Objectives/conduct, 2-Non-active club, 5-Non-existing club, 6-Disbanding, 7-Merger, 8-Financial Suspension, 9-District/Multiple District Dues.

\*\* - Abbreviation: P-President, S-Secretary, T-Treasurer, M-Member Chairperson, VP-First Vice President, MC-Communications Chairperson, SC-Service Chairperson

\*\*\* - Abbreviation: N/R - Never reported using the Lions Clubs website, N/A - Not applicable, No password registered for the Lions Clubs website.

\*\*\*\* - Abbreviation: N - New, IP - Immediate Past, R - Repeat.



# Club Health Assessment for District 104 A through May 2025

			Status	Membership							Reports					Finance	LCIF
Club Number	Club Name	Charter Date		Current Member Count	YTD Members Added	YTD Members Dropped	YTD Net Growth	YTD Net Growth%	Member Count 12 Months Ago	Avg. length of service for dropped members	Months Since Last MMR ***	Yrs. Since Last Officer Report	President Rotation	Vice President Reported ****	Months Since Last Activity Report ***	Account Balance	Donations for current Fiscal Year
			Number of times on status quo within last two years	If below 15 members appears				If net loss is greater than 20% appears			If no report in 3 months appears in	When more than one year appears in	Number of repeat terms	Notes the officers that do not have an active	If no report at 12 months appears in red		
Clubs more than two years old																	
30111	BALLANGEN	01/06/1975	Active	21	1	0	1	5.00%	20		4		3	N	M	3	\$1,560.73
35780	BALSFJORD	06/07/1978	Active	25	6	1	5	25.00%	20	2	0		2	R	M,SC	1	\$754.07
42676	BARDU	05/12/1983	Active	20	1	3	-2	-9.09%	22	17	3		2	R	SC	0	\$468.22
28194	BODØ BODIN	03/20/1974	Active	18	0	1	-1	-5.26%	19	45	4		3	N	M,SC	1	\$783.66
88003	DYRØY	05/06/2005	Active	18	1	0	1	5.88%	17		8			N	SC	1	\$624.29
19482	EVENES	02/10/1972	Active	22	2	1	1	4.76%	21	15	3		2	R	M,SC	3	\$1,724.05
19483	FAUSKE	02/16/1959	Active	13	0	3	-3	-18.75%	16	11	3		2	R	M	0	\$1,000.00
19484	FINNSNES	12/05/1961	Active	39	1	3	-2	-4.88%	43	6	1			N	M	0	\$625.85
19501	FLAKSTAD-MOSKENES	10/02/1966	Active	15	0	0	0	0.00%	15		4		2	N	T,M	0	\$312.39
19485	GILDESKÅL	03/17/1965	Active	10	0	0	0	0.00%	10		9		4	R	T,M,SC	14	\$2,000.00
19487	HAMMERFEST	09/26/1961	Active	13	0	1	-1	-7.14%	14	4	0		14	R	M,SC	1	\$468.22
38323	HASVIK	04/14/1980	Active	12	4	1	3	33.33%	9	3	2		5	N	M,SC	2	
19489	HEMNESBERGET	01/04/1964	Active	16	0	2	-2	-11.11%	18	4	2			R	M,SC	24+	\$470.20
39889	INDERØY	05/05/1981	Active	22	0	0	0	0.00%	22		10				M,VP,SC	N/A	
19493	KIRKENES	03/03/1965	Active	18	0	0	0	0.00%	18		10		4	R	M,SC	24+	\$2,591.28
19495	KJØPSVIK	04/05/1965	Active	7	0	2	-2	-22.22%	9	20	1		11		T,M,VP,SC	5	
19532	LEVANGER	10/11/1960	Active	27	2	2	0	0.00%	27	12	4		4	R	M,SC	24	
48477	LEVANGER/SKEYNA	04/25/1988	Active	28	1	2	-1	-3.45%	29	20	6			R	M,SC	0	\$1,156.94
19497	LØDINGEN	10/12/1967	Active	26	1	1	0	0.00%	27	27	5			N	M,SC	13	\$156.07
19498	LOFOTEN	02/11/1960	Active	34	1	1	0	0.00%	34	5	1		3	N	S,M,SC	24+	\$391.83
19536	MALM	02/25/1971	Active	28	3	2	1	3.70%	28	4	0		2		VP,SC	1	
19499	MÅLSELV	03/06/1962	Active	14	0	1	-1	-6.67%	15	5	5		3	N	M,SC	0	
Exc Award (06/30/2023)																	
33717	MALVIK	04/26/1977	Active	26	4	1	3	13.04%	23	8	0			N	M	0	\$2,143.97



# Club Health Assessment for District 104 A through May 2025

Club Number	Club Name	Charter Date	Status	Membership							Reports					Finance	LCIF
				Current Member Count	YTD Members Added	YTD Members Dropped	YTD Net Growth	YTD Net Growth%	Member Count 12 Months Ago	Avg. length of service for dropped members	Months Since Last MMR ***	Yrs. Since Last Officer Report	President Rotation	Vice President Reported ****	Months Since Last Activity Report ***	Account Balance	Donations for current Fiscal Year
			Number of times on status quo within last two years	If below 15 members appears				If net loss is greater than 20% appears			If no report in 3 months appears in	When more than one year appears in	Number of repeat terms	Notes the officers that do not have an active	If no report at 12 months red		
35071	MELHUS	02/21/1978	Active	16	1	3	-2	-11.11%	18	34	9			M,VP,SC	24+		
19500	MO I RANA	12/15/1957	Active	14	2	2	0	0.00%	14	13	0		2	M,VP,SC	0		\$2,560.74
63895	MO I RANA/STELLA POLARIS	01/02/2001	Active	11	2	1	1	10.00%	10	0	2		2	R M,SC	23		\$312.15
19538	NAMSOS	07/04/1966	Active	27	0	1	-1	-3.57%	28	20	2			M,VP,SC	0		
19503	NARVIK	03/10/1961	Active	22	1	1	0	0.00%	22	52	0			M,VP,SC	3		\$1,134.34
51464	NARVIK/SVARTA BJØRN	03/25/1991	Active	25	1	3	-2	-7.41%	27	24	0			R M,SC	3		\$615.78
19490	NORDKAPP	11/22/1964	Active(1)	19	1	2	-1	-5.00%	20	21	1			N M,SC	1		
64480	OPPDAL/KJERRINGROKK	06/14/2001	Active	31	2	4	-2	-6.06%	34	4	4		5	N SC	0		
19542	ORKDAL	02/17/1965	Cancelled(6*)	0	0	10	-10	-100.00%	10	15	8	1	None	P,S,T,M,VP SC	14	90+ Days	
19506	ØRNES	03/18/1965	Active	18	0	0	0	0.00%	18		0			N M,SC	24+		\$1,000.00
40023	OVERHALLA	06/11/1981	Status Quo(1)	10	0	0	0	0.00%	10		10	1	None	P,S,T,M,VP SC	N/A	90+ Days	
28193	PORSANGER	03/25/1974	Active	22	0	6	-6	-21.43%	29	12	0		None	R P,M	0		\$909.05
39632	RENNEBU	03/30/1981	Active	25	8	2	6	31.58%	19	10	3			IP M,SC	24+		
37247	RISSA	06/12/1979	Cancelled(6*)	0	0	0	0	0.00%	18		9	1	None	P,S,T,M,VP SC	24+		
33230	RØROS	01/21/1977	Active	26	2	2	0	0.00%	27	10	4			R M,SC	1		\$780.37
19507	SALTDAL	02/21/1961	Active	20	2	2	0	0.00%	20	2	1			N M	0		
41523	SØRFOLD	06/30/1982	Active	14	0	3	-3	-17.65%	17	27	0		2	R M,SC	4		\$810.24
33042	SØRREISA	11/30/1976	Active	34	7	5	2	6.25%	32	16	4			N M,SC	0		
121146	Steinkjer	01/16/2014	Active	15	1	2	-1	-6.25%	16	11	3		2	S,M,VP,SC	24+		
19552	STJØRDAL	01/24/1967	Active	31	0	4	-4	-11.43%	36	22	8		2	N M,SC	0		\$858.40
63496	STJØRDAL/VARNES	08/02/2000	Active	15	0	7	-7	-31.82%	22	17	4		5	R T,SC	11		
37072	STØREN	05/10/1979	Active	17	2	1	1	6.25%	17	12	0		3	M,VP,SC	0		
30651	TANA-NESSEBY	04/29/1975	Active	24	2	8	-6	-20.00%	30	11	0			N SC	24+		\$1,000.00
19553	TRONDHEIM	04/26/1954	Active	18	2	3	-1	-5.26%	19	26	2		2	N M,SC	1		\$156.19
118878	TRONDHEIM STUDENT	03/18/2013	Active(1)	3	0	0	0	0.00%	3		10	3	None	P,S,T,M,VP SC	N/R		



## Club Health Assessment for District 104 A through May 2025

Club Number	Club Name	Charter Date	Status	Membership							Reports					Finance	LCIF
				Current Member Count	YTD Members Added	YTD Members Dropped	YTD Net Growth	YTD Net Growth%	Member Count 12 Months Ago	Avg. length of service for dropped members	Months Since Last MMR ***	Yrs. Since Last Officer Report	President Rotation	Vice President Reported ****	Months Since Last Activity Report ***	Account Balance	Donations for current Fiscal Year
			Number of times on status quo within last two years	If below 15 members appears				If net loss is greater than 20% appears			If no report in 3 months appears	When more than one year appears in	Number of repeat terms	Notes the officers that do not have an active	If no report at 12 months appears in red		
19554	TRONDHEIM VEST	02/01/1971	Active	15	2	1	1	7.14%	14	5	1			N	M,SC	0	\$727.50
19514	VADSØ	03/10/1965	Active	10	0	7	-7	-41.18%	17	13	1		4	R	SC	N/R	\$312.15
19559	VERDAL	06/04/1968	Active	37	7	0	7	23.33%	30		2			N	M,SC	0	
51508	VERDAL/STIKLESTAD	04/09/1991	Active	27	2	0	2	8.00%	25		0				M,VP	0	

Clubs Cancelled Previous Fiscal Year – Clubs Cancelled within last 12 months may be reinstated

Club Number	Club Name	Charter Date	Current Status*	Cancellation Date
19477	ALTA	01/21/1965	Cancelled(6*)	08/29/2023
19478	ANDENES	06/16/1967	Cancelled(6*)	09/29/2023
58905	MALVIK/SAXEDATTER	12/09/1996	Cancelled(6*)	12/29/2023
19502	MOSJØEN	10/09/1961	Cancelled(8*)	06/29/2024
19513	TROMSØ	06/08/1955	Cancelled(6*)	06/29/2024

Current Total Clubs Count	YTD New Clubs Count	YTD Cancelled Clubs Count	YTD Net Club Gain	Current Total Members Count	YTD Add	YTD Drop	YTD Net Growth	YTD Net Growth %	Member Count 12 Months Ago	Average Member Count Per Club	% of Clubs with less than 20 members	% No MMR in 3 Months	% No Officer Report in 12 Months	% of Clubs with balance 90+ days	Number of Clubs in Status Quo	% Status Quo Clubs in Financial Suspension	Number of Cancelled Clubs	Average Cancelled Club Age	Members Lost Due to Cancellation	% of Clubs Cancelled for Non-Financial Reasons
50	0	2	-2	1,018	75	108	-33	-3.14%	1,078	20	50%	48%	4%	2%	1	100%	2	189	10	50%

\* - P - Priority Club. Cancellation Reasons: 1-Objectives/conduct, 2-Non-active club, 5-Non-existing club, 6-Disbanding, 7-Merger, 8-Financial Suspension, 9-District/Multiple District Dues.

\*\* - Abbreviation: P-President, S-Secretary, T-Treasurer, M-Member Chairperson, VP-First Vice President, MC-Communications Chairperson, SC-Service Chairperson

\*\*\* - Abbreviation: N/R - Never reported using the Lions Clubs website, N/A - Not applicable, No password registered for the Lions Clubs website.

\*\*\*\* - Abbreviation: N - New, IP - Immediate Past, R - Repeat.



# Club Health Assessment for District 104 B through May 2025

			Status	Membership							Reports					Finance	LCIF
Club Number	Club Name	Charter Date		Current Member Count	YTD Members Added	YTD Members Dropped	YTD Net Growth	YTD Net Growth%	Member Count 12 Months Ago	Avg. length of service for dropped members	Months Since Last MMR ***	Yrs. Since Last Officer Report	President Rotation	Vice President Reported ****	Months Since Last Activity Report ***	Account Balance	Donations for current Fiscal Year
			Number of times on status quo within last two years	If below 15 members appears				If net loss is greater than 20% appears			If no report in 3 months appears in	When more than one year appears in	Number of repeat terms	Notes the officers that do not have an active	If no report at 12 months appears in red		
Clubs more than two years old																	
19520	ÅLESUND/BORGUND	08/30/1963	Active	30	0	2	-2	-6.25%	32	19	0		3	R	M	1	\$1,748.02
49152	ÅLESUND/RUNDSKUE	01/16/1989	Active	37	3	2	1	2.78%	36	9	0			N	M	0	\$156.73
39708	ÅLESUND/VEGSUND	04/02/1981	Active	39	2	0	2	5.41%	37		0			N	M,SC	7	\$1,980.37
19648	ÅRNES	10/20/1966	Active	48	3	2	1	2.13%	47	31	0			N	M,SC	0	
19519	ÅSNES	04/17/1973	Active	27	1	2	-1	-3.57%	28	24	2			N	M,SC	4	
19521	BRUMUNDDAL	09/28/1964	Active	15	0	1	-1	-6.25%	18	51	6				M,VP	0	
19523	EIDSKOG	12/01/1969	Active	42	4	2	2	5.00%	40	9	0			N	M,SC	0	\$810.24
19654	EIDSVOLL	04/24/1959	Active	41	4	2	2	5.13%	39	5	0			N	M,SC	0	
40317	EIDSVOLL SØR	08/28/1981	Active	28	2	2	0	0.00%	28	26	1			N	M,SC	0	\$907.47
19524	ELVERUM	04/20/1965	Active	31	2	4	-2	-6.06%	36	5	0			N	SC	0	
32325	ENGERDAL-RENDALEN	05/28/1976	Active	10	0	3	-3	-23.08%	13	11	5		3	N	M,SC	5	
33866	FOLLDAL	05/05/1977	Active	17	2	0	2	13.33%	15		3		2	R	M,SC	1	\$156.19
45143	FURNES	06/18/1985	Active	29	3	4	-1	-3.33%	30	15	3		2	N	M,SC	0	
34538	GAUSDAL	10/21/1977	Active	26	0	4	-4	-13.33%	29	20	0			N	M,SC	0	\$3,918.30
36990	GJERDRUM	04/26/1979	Active	27	1	1	0	0.00%	27	17	1			N	M,SC	0	\$1,560.73
19526	GJØVIK	01/19/1952	Active	26	3	1	2	8.33%	24	0	4			N	M,SC	8	
19528	GRUE	11/02/1966	Active	30	3	1	2	7.14%	28	37	0				T,M,VP,SC	1	
52786	HARAM	04/01/1992	Active	18	1	2	-1	-5.26%	22	2	4			N	T,SC	1	\$78.04
133685	Innlandet	02/01/2018	Active	22	2	4	-2	-8.33%	24	8	1		2		M,VP,SC	1	
19530	JEVNAKER	12/04/1969	Active	26	0	4	-4	-13.33%	30	14	4			N	SC	0	
19531	KONGSVINGER	09/18/1965	Active	22	1	1	0	0.00%	23	12	2		2		M,VP,SC	3	\$1,702.55
32101	KRISTIANSUND	04/26/1976	Active	9	0	0	0	0.00%	9		10		8	R	T,M,SC	1	
78411	KRISTIANSUND/KRINGSJÅ	03/10/2004	Active	14	0	5	-5	-26.32%	19	11	4				M,VP,SC	2	
19533	LILLEHAMMER	10/13/1956	Active	16	2	1	1	6.67%	15	3	2		3		M,VP	0	\$1,782.53






# Club Health Assessment for District 104 B through May 2025

			Status	Membership							Reports					Finance		LCIF
Club Number	Club Name	Charter Date		Current Member Count	YTD Members Added	YTD Members Dropped	YTD Net Growth	YTD Net Growth%	Member Count 12 Months Ago	Avg. length of service for dropped members	Months Since Last MMR ***	Yrs. Since Last Officer Report	President Rotation	Vice President Reported ****	Months Since Last Activity Report ***	Account Balance	Donations for current Fiscal Year	
			Number of times on status quo within last two years	If below 15 members appears					If net loss is greater than 20% appears			If no report in 3 months appears in	When more than one year appears in	Number of repeat terms	Notes the officers that do not have an active	If no report at 12 months appears in red		
30605	LØTEN	04/16/1975	Active	16	1	0	1	6.67%	15		0				VP	0		\$3,000.00
19537	MOLDE	11/11/1970	Active	12	0	0	0	0.00%	13		10		2		M,VP,SC	1		
42299	MOLDE/FANNEFJORD	02/28/1983	Active	14	0	1	-1	-6.67%	15	25	1				M,VP,SC	2		
32229	NANNESTAD	05/18/1976	Active	34	3	0	3	9.68%	32		0			N	M,SC	0		\$468.22
50137	NES HEDMARK	01/31/1990	Active	12	1	7	-6	-33.33%	18	8	0		2		M,VP,SC	0		\$1,095.81
40891	NORD-AURDAL	02/09/1982	Active	35	1	2	-1	-2.78%	36	26	0			N	M,SC	0		\$470.20
19584	NORDFJORDEID	09/22/1970	Active	19	0	1	-1	-5.00%	20	45	7				M,VP,SC	1		\$780.96
19525	NORD-FRON	01/06/1971	Active	28	1	3	-2	-6.67%	30	7	2		2	R	M,SC	3		
19539	NORDRE LAND	03/14/1972	Active	0	0	12	-12	-100.00%	12	24	0				M,VP	2		
19540	ODAL	05/02/1968	Active	40	2	4	-2	-4.76%	42	31	2		2	N	M,SC	0		\$1,610.73
38658	ØRSTA	06/24/1980	Active	16	1	3	-2	-11.11%	18	13	1				M,VP,SC	2		\$140.44
19544	ØSTRE TOTEN	05/05/1972	Active	23	4	2	2	9.52%	21	7	1			N	SC	4		\$3,077.19
19545	ØYER-TRETEN	05/25/1973	Active	23	2	0	2	9.52%	21		0		3	R	M	0		\$810.24
19546	RENA	04/06/1970	Active	26	2	0	2	8.33%	24		2				M,VP,SC	4		\$1,567.32
33559	RINGEBU-FÅVANG	03/22/1977	Active	32	2	0	2	6.67%	31		0			N	M	0		\$1,567.32
19547	RINGSAKER	02/11/1966	Active	44	4	2	2	4.76%	42	28	1			N	SC	0		\$783.66
43639	RINGSAKER NORD	03/06/1984	Active	13	1	0	1	8.33%	12		2			R	T,M	0		
33964	ROMEDAL	05/27/1977	Active	27	1	3	-2	-6.90%	29	27	1			N	SC	0		
42300	SKODJE	02/14/1983	Active	30	2	2	0	0.00%	30	31	3		2	N	M,SC	1		
37742	SØR-FRON	11/30/1979	Active	18	4	2	2	12.50%	17	34	3		3	R	M,SC	0		
19549	STANGE	12/10/1969	Active	24	4	2	2	9.09%	22	29	0				M,VP,SC	5		
19550	STOR-ELVDAL	04/28/1970	Active	31	1	0	1	3.33%	30		2			N	M,SC	0		\$470.20
46056	STORHAMAR	04/22/1986	Active	25	1	1	0	0.00%	25	10	7		2	R	M,SC	0		\$4,537.34
Exc Award (06/30/2024)																		
38659	STRANDA	06/18/1980	Active	25	5	3	2	8.70%	23	13	2			R	M,SC	1		



# Club Health Assessment for District 104 B through May 2025

			Status	Membership							Reports					Finance	LCIF
Club Number	Club Name	Charter Date		Current Member Count	YTD Members Added	YTD Members Dropped	YTD Net Growth	YTD Net Growth%	Member Count 12 Months Ago	Avg. length of service for dropped members	Months Since Last MMR ***	Yrs. Since Last Officer Report	President Rotation	Vice President Reported ****	Months Since Last Activity Report ***	Account Balance	Donations for current Fiscal Year
			Number of times on status quo within last two years	If below 15 members appears				If net loss is greater than 20% appears			If no report in 3 months appears in	When more than one year appears in	Number of repeat terms	Notes the officers that do not have an active	If no report at 12 months appears in red		
88633	STRANDA/EMBLA	06/14/2005	Active	23	5	0	5	27.78%	18		3			N	M,SC	0	
19599	STRYN	04/18/1966	Active	30	0	2	-2	-6.25%	32	25	3			N	M,SC	1	\$2,562.90
29507	SULA	06/07/1974	Active	16	1	2	-1	-5.88%	17	13	3		2		M,VP,SC	2	
41524	SYKKYLVEN	06/22/1982	Active	48	5	1	4	9.09%	44	1	3		2	N	SC	8	\$1,003.66
61871	SYKKYLVEN/SIGTUNA	05/03/1999	Active	34	11	1	10	41.67%	24	26	3		2	R	M,SC	6	\$624.29
64828	TOTN	12/05/2001	Active	19	0	0	0	0.00%	19		5			N	SC	0	\$470.20
29224	TYNSET	04/30/1974	Active	24	4	1	3	14.29%	22	13	0		2	N	M,SC	0	
19696	ULLENSAKER	11/22/1968	Active	27	1	0	1	3.85%	28		3				VP,SC	0	\$780.37
41530	ULLENSAKER/KLØFTA	06/15/1982	Active	20	4	0	4	25.00%	16		0			N	M,VP,SC	0	\$313.46
51624	ULSTEIN-HAREID	05/02/1991	Active	15	3	2	1	7.14%	13	8	1			IP	M,SC	6	\$1,029.51
19558	VALDRES	08/11/1965	Active	16	1	2	-1	-5.88%	21	7	1		2	R	M,SC	0	\$156.73
49543	VÅLER I SOLØR	05/25/1989	Active	16	4	0	4	33.33%	12		1		3		M,VP,SC	0	
42432	VALLDAL	03/02/1983	Active	17	0	1	-1	-5.56%	18	1	10			N	M,SC	1	\$783.66
19557	VANG	04/30/1973	Active	27	0	4	-4	-12.90%	31	30	2		2	N	M,SC	1	\$783.66
32427	VESTRE TOTEN	06/16/1976	Active	31	2	2	0	0.00%	31	23	0		2	N	M,SC	0	\$1,783.66
36334	VOLDA	12/04/1978	Active	15	1	1	0	0.00%	15	24	4		4		M,VP,SC	0	\$1,792.16

Clubs Cancelled Previous Fiscal Year – Clubs Cancelled within last 12 months may be reinstated

Club Number	Club Name	Charter Date	Current Status*	Cancellation Date
19543	OTTA	12/16/1958	Cancelled(6*)	07/29/2023
19588	SANDANE	03/02/1967	Cancelled(8*)	06/29/2024

Current Total Clubs Count	YTD New Clubs Count	YTD Cancelled Clubs Count	YTD Net Club Gain	Current Total Members Count	YTD Add	YTD Drop	YTD Net Growth	YTD Net Growth %	Member Count 12 Months Ago	Average Member Count Per Club	% of Clubs with less than 20 members	% No MMR in 3 Months	% No Officer Report in 12 Months	% of Clubs with balance 90+ days	Number of Clubs in Status Quo	% Status Quo Clubs in Financial Suspension	Number of Cancelled Clubs	Average Cancelled Club Age	Members Lost Due to Cancellation	% of Clubs Cancelled for Non-Financial Reasons
64	0	0	0	1,575	124	119	5	0.32%	1,588	25	36%	36%	0%	0%	0	0%	0	0	0	0%



Club Health Assessment for District 104 B through May 2025

			Status	Membership							Reports					Finance	LCIF
Club Number	Club Name	Charter Date		Current Member Count	YTD Members Added	YTD Members Dropped	YTD Net Growth	YTD Net Growth%	Member Count 12 Months Ago	Avg. length of service for dropped members	Months Since Last MMR ***	Yrs. Since Last Officer Report	President Rotation	Vice President Reported ****	Months Since Last Activity Report ***	Account Balance	Donations for current Fiscal Year
			Number of times on status quo within last two years	If below 15 members appears				If net loss is greater than 20% appears			If no report in 3 months appears in	When more than one year appears in	Number of repeat terms	Notes the officers that do not have an active	If no report at 12 months appears in red		

\* - P - Priority Club. Cancellation Reasons: 1-Objectives/conduct, 2-Non-active club, 5-Non-existing club, 6-Disbanding, 7-Merger, 8-Financial Suspension, 9-District/Multiple District Dues.  
\*\* - Abbreviation: P-President, S-Secretary, T-Treasurer, M-Member Chairperson, VP-First Vice President, MC-Communications Chairperson, SC-Service Chairperson  
\*\*\* - Abbreviation: N/R - Never reported using the Lions Clubs website, N/A - Not applicable, No password registered for the Lions Clubs website.  
\*\*\*\* - Abbreviation: N - New, IP - Immediate Past, R - Repeat.



# Club Health Assessment for District 104 C through May 2025

			Status	Membership							Reports					Finance		LCIF
Club Number	Club Name	Charter Date		Current Member Count	YTD Members Added	YTD Members Dropped	YTD Net Growth	YTD Net Growth%	Member Count 12 Months Ago	Avg. length of service for dropped members	Months Since Last MMR ***	Yrs. Since Last Officer Report	President Rotation	Vice President Reported ****	Months Since Last Activity Report ***	Account Balance	Donations for current Fiscal Year	
			Number of times on status quo within last two years	If below 15 members appears					If net loss is greater than 20% appears		If no report in 3 months appears in	When more than one year appears in	Number of repeat terms		Notes the officers that do not have an active	If no report at 12 months red		
Clubs more than two years old																		
19560	ARNA	11/13/1970	Active	11	0	0	0	0.00%	11		10		2	R	M,SC	24+		\$31,014.48
19562	ASKØY	03/08/1967	Active	26	1	6	-5	-16.13%	31	16	2			N	M,SC	15		
31071	AUSTEVOLL	07/01/1975	Active	24	0	4	-4	-14.29%	28	29	4		2		M,VP,SC	N/R		
19565	BERGEN	05/23/1951	Active	10	9	0	9	900.00%	1		3		12	N		N/R		
19561	BERGEN ÅSANE	07/01/1966	Active	23	4	1	3	15.00%	19	3	0		2	R	SC	N/R	\$999.92	\$2,401.44
88725	BERGEN STUDENT	06/23/2005	Active	6	0	0	0	0.00%	6		0		2		M,VP,SC	23		
19566	BERGEN/BERGENHUS	09/14/1966	Active	16	4	2	2	14.29%	17	19	2		2	N	M,SC	2		
28228	BERGEN/LØVSTAKKEN	03/22/1974	Active	16	0	2	-2	-11.11%	18	14	3			R	M,SC	24+		
41526	BERGEN/VEST	06/11/1982	Active	38	4	1	3	8.57%	36	5	2			N	M,SC	3		\$528.22
38173	BJERKREIM	03/21/1980	Active	22	0	3	-3	-12.00%	25	4	0			IP	M,SC	0		
19569	BRYNE	04/21/1965	Active	12	0	1	-1	-7.69%	13	4	0				T,M,VP,SC	13		
19570	EGERSUND	02/09/1966	Active	38	1	1	0	0.00%	38	42	0	2	None		P,S,T,M,VP SC	24+		
31466	ETNE	12/03/1975	Active	27	0	1	-1	-3.57%	28	6	1			N	SC	24+		\$1,620.48
19571	FANA	01/09/1963	Active	14	0	2	-2	-12.50%	16	42	4		2	R	S,M,SC	11		
19572	FANA VEST	05/25/1973	Active	24	1	0	1	4.35%	23		7		2	R	M,SC	0		
19573	FJALER	05/04/1971	Active	22	1	0	1	4.76%	21		2		2	N	SC	2		
19574	FØRDE	04/01/1971	Active	25	1	2	-1	-3.85%	27	5	2			N	M,SC	0	\$2,580.18	\$2,560.73
39553	FUSA	03/17/1981	Active	35	5	0	5	16.67%	25		2			N	M,SC	0		
35784	HÅ	06/20/1978	Active	36	2	4	-2	-5.26%	43	20	3			N	M,SC	0		
32228	HALSNØY	05/05/1976	Active	10	0	0	0	0.00%	11		10		2	R	M,SC	24+		
19576	HAUGESUND	11/11/1966	Active	43	3	6	-3	-6.52%	14	26	0			N	M,SC	1		\$810.24
47733	HAUGESUND/EDDA	09/22/1987	Active	23	0	1	-1	-4.17%	24	9	2			N	M,SC	1		
35596	HJELMELAND	05/22/1978	Active	14	0	1	-1	-6.67%	15	21	4		5	R	M,SC	24+		
118074	JAEREN	10/31/2012	Active	23	4	3	1	4.55%	23	6	0			N	SC	0	\$780.37	



# Club Health Assessment for District 104 C through May 2025

			Status	Membership							Reports					Finance		LCIF
Club Number	Club Name	Charter Date		Current Member Count	YTD Members Added	YTD Members Dropped	YTD Net Growth	YTD Net Growth%	Member Count 12 Months Ago	Avg. length of service for dropped members	Months Since Last MMR ***	Yrs. Since Last Officer Report	President Rotation	Vice President Reported ****	Months Since Last Activity Report ***	Account Balance	Donations for current Fiscal Year	
			Number of times on status quo within last two years	If below 15 members appears				If net loss is greater than 20% appears			If no report in 3 months appears in	When more than one year appears in	Number of repeat terms	Notes the officers that do not have an active	If no report at 12 months red			
Exc Award (06/30/2018)																		
118830	KARMØY VEST	02/25/2013	Active(1)	42	2	0	2	5.00%	40		0		3	R	M,SC	3		
19577	KARMSUND	05/04/1970	Active	26	2	2	0	0.00%	26	3	3			N	M,SC	1	\$194.77	
36588	KLEPP	02/21/1979	Active	13	3	3	0	0.00%	16	18	0		None		P,S,T,M,VP SC	3	\$810.24	
19580	LAKSEVÅG	05/02/1966	Active	16	0	3	-3	-15.79%	20	23	2				M,VP,SC	5		
37361	LINDÅS	06/19/1979	Active	13	0	0	0	0.00%	13		10			N	M,SC	N/A		
31467	LUSTER	12/22/1975	Active	8	0	0	0	0.00%	8		10		8		M,VP,SC	24+		
19583	MOI	12/18/1973	Active	7	0	0	0	0.00%	7		10		3		VP,SC	N/A		
19585	NORHEIMSUND	02/11/1968	Active	27	4	2	2	8.00%	25	23	0		2	R	M,SC	0	\$1,560.73	
19586	ODDA	02/05/1971	Cancelled(6*)	0	0	15	-15	-100.00%	15	18	10	1	None		P,S,T,M,VP SC	23		
19587	OS	04/16/1969	Active	24	0	1	-1	-4.00%	26	1	3			N	M,SC	3	\$2,341.10	
37248	OSTERØY	06/19/1979	Active	15	3	4	-1	-6.25%	17	7	2			R	SC	1	\$429.20	
40528	RADØY	11/20/1981	Active	13	2	4	-2	-13.33%	15	36	2		5	N	S,M,SC	15		
30607	RANDBERG	04/11/1975	Active	22	0	1	-1	-4.35%	23	39	0			N	SC	4	\$1,000.04	
35209	SAMNANGER	03/30/1978	Active	12	0	0	0	0.00%	12		10		3	R	SC	3		
19589	SANDNES	01/19/1965	Active	25	2	2	0	0.00%	25	25	1		2	R	M,SC	2	\$1,470.11	
38073	SANDNES/GANDDAL	02/15/1980	Active	35	3	3	0	0.00%	37	1	3				M,VP,SC	6		
Exc Award (06/30/2019)																		
44301	SANDNES/RISKA	10/29/1984	Active	24	1	2	-1	-4.00%	25	22	2			N	M,SC	0		
30966	SKÅNEVIK	06/30/1975	Cancelled(6*)	0	0	10	-10	-100.00%	10	26	9		None		P,S,T,M,VP SC	N/A	90+ Days	
37845	SKJOLD OG VIKEBYGD	12/10/1979	Cancelled(6*)	0	0	0	0	0.00%	0		12	1	None		P,S,T,M,VP SC	N/A		
19591	SKUDENESHAVN	12/03/1965	Active	54	1	1	0	0.00%	54	13	2			N		0		
19592	SOGNDAL	11/02/1963	Active	26	1	1	0	0.00%	26	17	1			N	SC	2	\$100.00	
19593	SOKNDAL	04/30/1973	Active(1)	10	10	10	0	0.00%	10	30	0		11		M,VP,SC	N/A		
19594	SOLA	06/08/1966	Active	11	0	0	0	0.00%	11		3			N	M,SC	0	\$2,031.92	



# Club Health Assessment for District 104 C through May 2025

			Status	Membership							Reports					Finance		LCIF
Club Number	Club Name	Charter Date		Current Member Count	YTD Members Added	YTD Members Dropped	YTD Net Growth	YTD Net Growth%	Member Count 12 Months Ago	Avg. length of service for dropped members	Months Since Last MMR ***	Yrs. Since Last Officer Report	President Rotation	Vice President Reported ****	Months Since Last Activity Report ***	Account Balance	Donations for current Fiscal Year	
			Number of times on status quo within last two years	If below 15 members appears				If net loss is greater than 20% appears			If no report in 3 months appears in	When more than one year appears in	Number of repeat terms	Notes the officers that do not have an active	If no report at 12 months appears in red			
46844	SOLA/TANANGER	01/20/1987	Active	22	1	1	0	0.00%	22	2	3			M,VP	0		\$780.37	
19595	SOTRA	03/18/1971	Active	19	0	2	-2	-9.52%	21	3	0			N	M,SC	24+		
19596	STAVANGER	09/23/1959	Active	24	0	2	-2	-7.69%	26	49	0			N	M,SC	1		
50034	STAVANGER/GYDA	12/18/1989	Active	18	2	1	1	5.88%	17	17	1		None	R	P,S,T,M,SC	4		
38324	STAVANGER/HAFRSFJORD	04/29/1980	Active	18	1	0	1	5.88%	17		3		2	N	M,SC	N/R	\$141.06	
32326	STAVANGER/HARALD HÄRFAGRE	05/28/1976	Active	27	1	2	-1	-3.57%	29	7	3		2	R	M,SC	0	\$1,649.86	
35598	STAVANGER/HINNA	05/02/1978	Active	25	1	1	0	0.00%	25	1	0			N	SC	2	\$907.47	
58626	STAVANGER/JÄTTEN	08/06/1996	Active	17	0	1	-1	-5.56%	18	29	3			N	SC	5	\$780.37	
36234	STAVANGER/ØYANE	11/14/1978	Active	32	1	0	1	3.23%	31		2		2	R	M,SC	24+		
34117	STAVANGER/TASTA	06/24/1977	Active	13	0	1	-1	-7.14%	14	47	7		4		VP,SC	3	\$780.37	
19598	STORD-FITJAR	10/14/1969	Active	27	0	4	-4	-12.90%	31	24	0	1	None		P,S,T,M,VP SC	24+	\$783.66	
33352	STRAND	02/18/1977	Active	19	0	3	-3	-13.64%	22	39	0		3		M,VP,SC	3	\$468.22	
29132	STRANDEBARM	04/08/1974	Active	30	1	0	1	3.45%	29		4		13	N	M,SC	2	\$842.79	
36649	SVEIO	02/27/1979	Active	19	4	5	-1	-5.00%	20	21	0			N	M	0		
35785	TYSVÆR	06/20/1978	Active	33	2	2	0	0.00%	33	45	0				S,M,VP,SC	3	90+ Days	
38074	ULLENSVANG	02/26/1980	Active	15	0	0	0	0.00%	15		2			N	M,SC	24+		
19600	ULVIK	12/21/1972	Active	19	3	2	1	5.56%	18	39	1		2	N	M,SC	N/R		
19601	VIK	02/25/1971	Active(1)	12	0	0	0	0.00%	14		10		11	N	M,SC	23		
29298	VINDAFJORD	05/08/1974	Active	25	0	1	-1	-3.85%	26	10	7		4	N	M	1	\$1,560.73	
19602	VOSS	12/08/1965	Active(1)	5	0	1	-1	-16.67%	6	6	4		6		T,M,VP,SC	N/A		

Clubs Cancelled Previous Fiscal Year – Clubs Cancelled within last 12 months may be reinstated

Club Number	Club Name	Charter Date	Current Status*	Cancellation Date
39188	HAUGESUND/TONJER	12/29/1980	Cancelled(7*)	06/29/2024
19578	KVINNHHERAD	11/05/1971	Cancelled(6*)	10/29/2023



## Club Health Assessment for District 104 C through May 2025

Club Number			Club Name			Charter Date			Status					Membership					Reports					Finance		LCIF
									Current Member Count	YTD Members Added	YTD Members Dropped	YTD Net Growth	YTD Net Growth%	Member Count 12 Months Ago	Avg. length of service for dropped members	Months Since Last MMR ***	Yrs. Since Last Officer Report	President Rotation	Vice President Reported ****	Months Since Last Activity Report ***	Account Balance	Donations for current Fiscal Year				
									Number of times on status quo within last two years	If below 15 members appears			If net loss is greater than 20% appears			If no report in 3 months appears in		When more than one year appears in	Number of repeat terms	Notes the officers that do not have an active		If no report at 12 months appears in red				
Current Total Clubs Count	YTD New Clubs Count	YTD Cancelled Clubs Count	YTD Net Club Gain	Current Total Members Count	YTD Add	YTD Drop	YTD Net Growth	YTD Net Growth %	Member Count 12 Months Ago	Average Member Count Per Club	% of Clubs with less than 20 members	% No MMR in 3 Months	% No Officer Report in 12 Months	% of Clubs with balance 90+ days	Number of Clubs in Status Quo	% Status Quo Clubs in Financial Suspension	Number of Cancelled Clubs	Average Cancelled Club Age	Members Lost Due to Cancellation	% of Clubs Cancelled for Non-Financial Reasons						
64	0	3	-3	1,380	91	134	-43	-3.02%	1,408	22	47%	41%	3%	2%	0	0%	3	81	25	100%						

\* - P - Priority Club. Cancellation Reasons: 1-Objectives/conduct, 2-Non-active club, 5-Non-existing club, 6-Disbanding, 7-Merger, 8-Financial Suspension, 9-District/Multiple District Dues.

\*\* - Abbreviation: P-President, S-Secretary, T-Treasurer, M-Member Chairperson, VP-First Vice President, MC-Communications Chairperson, SC-Service Chairperson

\*\*\* - Abbreviation: N/R - Never reported using the Lions Clubs website, N/A - Not applicable, No password registered for the Lions Clubs website.

\*\*\*\* - Abbreviation: N - New, IP - Immediate Past, R - Repeat.





# Club Health Assessment for District 104 D through May 2025

			Status	Membership							Reports					Finance	LCIF
Club Number	Club Name	Charter Date		Current Member Count	YTD Members Added	YTD Members Dropped	YTD Net Growth	YTD Net Growth%	Member Count 12 Months Ago	Avg. length of service for dropped members	Months Since Last MMR ***	Yrs. Since Last Officer Report	President Rotation	Vice President Reported ****	Months Since Last Activity Report ***	Account Balance	Donations for current Fiscal Year
			Number of times on status quo within last two years	If below 15 members appears					If net loss is greater than 20% appears		If no report in 3 months appears in	When more than one year appears in	Number of repeat terms	Notes the officers that do not have an active	If no report at 12 months red		
Clubs more than two years old																	
55149	ADAL	12/20/1993	Active	26	0	0	0	0.00%	26		8			N	M	2	
19603	AL	03/31/1967	Active	35	3	3	0	0.00%	35	18	1			N	S,SC	9	
36909	ANDEBU	04/12/1979	Active	26	1	3	-2	-7.14%	28	25	4		2	R	M	2	
19604	ARENDAL	06/19/1959	Cancelled(6*)	0	0	23	-23	-100.00%	23	28	2	1	None		P,S,T,M,VP SC	24+	
51917	ARENDAL/TYHOLMEN	07/19/1991	Active	23	3	1	2	9.52%	21	9	0		2	N	M,SC	2	
19649	ASKER	02/14/1958	Active	30	2	6	-4	-11.76%	35	20	0		2	N	M,SC	0	
19605	BØ	04/09/1969	Active	17	2	3	-1	-5.56%	18	14	2		2		M,VP	0	
19650	BORGEN	12/10/1973	Active	10	0	3	-3	-23.08%	13	23	0			N	M	0	\$810.24
30964	BORRE	06/30/1975	Active	25	1	1	0	0.00%	25	54	1			N	M	0	
19606	BREVIK	01/24/1968	Active	12	0	3	-3	-20.00%	15	32	3		2		VP,SC	N/R	
19608	DRAMMEN VEST	10/20/1970	Active	17	0	1	-1	-5.56%	18	6	3		6		M,VP	2	\$721.52
36479	DRAMMEN/KONNERUD	01/09/1979	Active	5	0	0	0	0.00%	5		3		17	R	T,M,SC	N/A	\$97.23
19609	DRANGEDAL	09/23/1970	Active(3)	8	0	0	0	0.00%	8		10		7	R	M,VP,SC	N/A	
19610	FARSUND	03/06/1970	Active	24	4	5	-1	-4.00%	25	11	0			N	SC	17	
50154	FEVIK	02/02/1990	Active	17	0	0	0	0.00%	17		6		9	R	SC	24+	\$318.78
19612	FLEKKEFJORD	03/11/1969	Active	21	1	0	1	5.00%	20		4		2	R	SC	N/A	\$780.37
43245	FLESBERG	12/05/1983	Active	27	1	1	0	0.00%	27	41	7			N	SC	4	
42560	FROLAND	04/12/1983	Active	15	0	2	-2	-11.76%	17	15	4		2	N	SC	0	
19614	GOL	05/25/1973	Active	15	1	1	0	0.00%	15	1	2		2	N	M,SC	1	
32814	GREIPSTAD	10/14/1976	Active	25	1	0	1	4.17%	24		3		2	R	SC	3	\$223.72
19615	GRIMSTAD	04/02/1965	Active	19	2	0	2	11.76%	17		4			N	M,SC	3	
34867	HAUGSBYGD	12/27/1977	Active	17	0	3	-3	-15.00%	20	1	2		3	R	M,SC	24+	
29133	HEGGEDAL	04/04/1974	Active	13	2	5	-3	-18.75%	16	18	1				S,M,VP,SC	23	
30181	HEMSEDAL	01/24/1975	Active	24	0	0	0	0.00%	24		4			N	M,SC	0	



# Club Health Assessment for District 104 D through May 2025

Club Number	Club Name	Charter Date	Status	Membership							Reports					Finance	LCIF
				Current Member Count	YTD Members Added	YTD Members Dropped	YTD Net Growth	YTD Net Growth%	Member Count 12 Months Ago	Avg. length of service for dropped members	Months Since Last MMR ***	Yrs. Since Last Officer Report	President Rotation	Vice President Reported ****	Months Since Last Activity Report ***	Account Balance	Donations for current Fiscal Year
			Number of times on status quo within last two years	If below 15 members appears				If net loss is greater than 20% appears			If no report in 3 months appears	When more than one year appears in	Number of repeat terms	Notes the officers that do not have an active	If no report at 12 months red		
44450	HERADSBYGDA	12/27/1984	Active	12	1	4	-3	-20.00%	14	30	3			N	SC	5	\$1,160.00
45419	HISØY	10/07/1985	Active	20	2	1	1	5.26%	20	10	2			N	M	0	\$89.13
30965	HOF I VESTFOLD	06/30/1975	Active	22	2	0	2	10.00%	20		4		3	R	M	24+	\$113.43
19617	HOL	12/21/1972	Active	28	0	4	-4	-12.50%	32	8	3			N	M,SC	N/R	\$548.24
30054	HOLE	12/23/1974	Active	23	2	2	0	0.00%	23	13	0			N	SC	5	
19707	HOLMESTRAND	02/02/1970	Active	17	1	0	1	6.25%	16		3			N	M	0	\$2,754.81
19616	HØNEFOSS	10/21/1970	Active	23	0	0	0	0.00%	23		6		2		M,VP,SC	5	\$907.47
19709	HORTEN	03/14/1963	Active	10	2	1	1	11.11%	9	3	5			IP	M	0	
19618	HURUM	02/09/1966	Active	16	1	1	0	0.00%	16	7	0				M,VP	0	
19619	KONGSBERG	02/18/1965	Active	26	0	4	-4	-13.33%	30	13	4		2	R	M,SC	24+	
49312	KONGSBERG SYD	03/15/1989	Active	28	1	1	0	0.00%	28	34	0			R	M	15	\$470.20
42087	KONGSBERG VEST	12/31/1982	Active	18	0	1	-1	-5.26%	20	26	0		3		M,VP,SC	4	
19622	KRISTIANSAND	04/26/1972	Active	20	1	2	-1	-4.76%	21	7	3				VP	3	
41036	KRISTIANSAND/TVEIT	03/09/1982	Active	34	2	1	1	3.03%	32	10	0		2	N	M,SC	3	\$1,134.34
19712	LARVIK	02/25/1965	Active	17	0	2	-2	-10.53%	19	17	0		None	R	P,SC	4	\$891.26
49311	LARVIK/FARRIS	03/15/1989	Active	24	2	0	2	9.09%	20		1		5	R	SC	5	
Exc Award (06/30/2018)																	
19624	LIER	10/16/1958	Active	32	14	2	12	60.00%	20	11	0			N	M	24+	
19626	LILLESAND	02/09/1966	Active	37	0	3	-3	-7.50%	40	7	2			N	M	0	\$736.64
19628	MANDAL	01/24/1967	Active	41	5	2	3	7.89%	38	28	2			N	SC	1	\$4,000.00
19629	MODUM	01/18/1967	Active	16	0	4	-4	-20.00%	20	10	3				M,VP,SC	2	
19630	MOLAND	09/28/1966	Active	24	1	0	1	4.35%	23		3		2	R	M	3	
19663	NESBRU-HVALSTAD	03/04/1965	Active	17	0	2	-2	-10.53%	20	14	8			N	M,SC	24+	
29299	NESBYEN	05/07/1974	Active	21	1	1	0	0.00%	21	50	5				M,VP,SC	15	
19632	NOME	02/10/1971	Active	14	2	1	1	7.69%	13	12	0		2	R	M,SC	N/A	



# Club Health Assessment for District 104 D through May 2025

			Status	Membership							Reports					Finance	LCIF	
Club Number	Club Name	Charter Date		Current Member Count	YTD Members Added	YTD Members Dropped	YTD Net Growth	YTD Net Growth%	Member Count 12 Months Ago	Avg. length of service for dropped members	Months Since Last MMR ***	Yrs. Since Last Officer Report	President Rotation	Vice President Reported ****	Months Since Last Activity Report ***	Account Balance	Donations for current Fiscal Year	
			Number of times on status quo within last two years	If below 15 members appears				If net loss is greater than 20% appears			If no report in 3 months appears in	When more than one year appears in	Number of repeat terms		Notes the officers that do not have an active	If no report at 12 months appears in red		
19633	NOTODDEN	11/18/1960	Active	49	18	7	11	28.95%	38	17	1		4	R	SC	0		\$10,494.46
Exc Award (06/30/2023)																		
64208	NOTODDEN/TELEROSA	04/23/2001	Active	37	1	2	-1	-2.63%	38	8	4		2	R	M	0		\$780.37
19634	ØVRE EIKER	05/09/1968	Active	31	1	2	-1	-3.13%	30	5	3		2	N	M,SC	1		\$265.92
19635	PORSGRUNN	02/04/1959	Active	22	2	0	2	10.00%	20		6		2		M,VP,SC	0		
62773	RINGERIKE/VEIGIN	02/10/2000	Active	15	0	0	0	0.00%	15		10			N	SC	15		\$156.07
19637	RISØR	10/11/1967	Active	16	1	3	-2	-11.11%	19	5	0			N	M	2		
19638	RJUKAN	02/16/1971	Active	30	2	2	0	0.00%	30	7	3		8	R	SC	5		\$2,445.62
36480	RØYKEN ØST	01/09/1979	Active	14	0	8	-8	-36.36%	22	18	0		2	R	M,SC	2		\$429.20
48822	RØYKEN/MYRAHVARF	07/15/1988	Active	19	0	2	-2	-9.52%	21	18	0			N		2		\$1,891.26
29509	SANDE	06/20/1974	Active	17	0	0	0	0.00%	17		10			N		1		\$1,560.73
19723	SANDEFJORD	04/30/1965	Active	30	4	2	2	7.14%	29	12	0			N	SC	1		
52634	SANDEFJORD/HJERTNES	03/12/1992	Active	27	2	0	2	8.00%	25		4			N	M	1		\$263.07
33718	SAUHERAD	04/05/1977	Active	11	0	1	-1	-8.33%	12	25	10		2	R	M	5		\$113.43
19640	SIGDAL	01/15/1968	Active	30	1	4	-3	-9.09%	33	33	0		3	N	SC	0		
19643	SØGNE	05/09/1972	Active	20	1	2	-1	-4.76%	21	4	4		2	R	M,SC	3		\$972.29
33043	SOKNA	11/22/1976	Active	20	0	0	0	0.00%	20		10			N	SC	0		\$1,776.58
19729	STOKKE/VEAR	02/19/1971	Active	17	1	1	0	0.00%	17	32	0			N	M	0		\$515.04
41361	SVELVIK	05/18/1982	Active	19	1	0	1	5.56%	20		5		7		VP	1		\$626.93
19730	TJØME	02/19/1968	Active	9	0	0	0	0.00%	9		4		2	R	M,SC	24+		
19731	TØNSBERG	05/10/1954	Active	22	1	4	-3	-12.00%	25	8	0		2	N	M	0		\$850.24
19725	TØNSBERG/SEM	04/07/1970	Active	27	0	4	-4	-12.90%	31	5	1			N	M	1		\$234.11
19644	TROMØY	11/27/1972	Active	51	9	2	7	15.91%	44	27	0		2	R	M	0		\$1,763.63
19645	TVEDESTRAND	11/18/1968	Active	29	1	2	-1	-3.33%	30	4	0			N		0		\$1,724.05
19646	TYRISTRAND	03/16/1971	Active	21	1	0	1	5.00%	20		4			N	M,SC	N/R		\$1,824.84



## Club Health Assessment for District 104 D through May 2025

			Status	Membership							Reports					Finance	LCIF
Club Number	Club Name	Charter Date		Current Member Count	YTD Members Added	YTD Members Dropped	YTD Net Growth	YTD Net Growth%	Member Count 12 Months Ago	Avg. length of service for dropped members	Months Since Last MMR ***	Yrs. Since Last Officer Report	President Rotation	Vice President Reported ****	Months Since Last Activity Report ***	Account Balance	Donations for current Fiscal Year
			Number of times on status quo within last two years	If below 15 members appears				If net loss is greater than 20% appears			If no report in 3 months appears in	When more than one year appears in	Number of repeat terms		Notes the officers that do not have an active	If no report at 12 months appears in red	
32642	VASSFARET	07/19/1976	Active	25	2	0	2	8.70%	23		1			N SC	24+		\$907.47
33353	VEGARSHEI	02/03/1977	Active	16	3	2	1	6.67%	15	23	0			IP SC	0		\$1,000.04

Clubs Cancelled Previous Fiscal Year – Clubs Cancelled within last 12 months may be reinstated

Club Number	Club Name	Charter Date	Current Status*	Cancellation Date
60988	ASKER/RØYRIN	06/26/1998	Cancelled(6*)	07/29/2023
35597	ØYESTAD	05/08/1978	Cancelled(8*)	12/29/2023

Current Total Clubs Count	YTD New Clubs Count	YTD Cancelled Clubs Count	YTD Net Club Gain	Current Total Members Count	YTD Add	YTD Drop	YTD Net Growth	YTD Net Growth %	Member Count 12 Months Ago	Average Member Count Per Club	% of Clubs with less than 20 members	% No MMR in 3 Months	% No Officer Report in 12 Months	% of Clubs with balance 90+ days	Number of Clubs in Status Quo	% Status Quo Clubs in Financial Suspension	Number of Cancelled Clubs	Average Cancelled Club Age	Members Lost Due to Cancellation	% of Clubs Cancelled for Non-Financial Reasons
73	0	1	-1	1,615	116	153	-37	-2.24%	1,654	22	42%	52%	0%	0%	0	0%	1	136	23	0%

\* - P - Priority Club. Cancellation Reasons: 1-Objectives/conduct, 2-Non-active club, 5-Non-existing club, 6-Disbanding, 7-Merger, 8-Financial Suspension, 9-District/Multiple District Dues.

\*\* - Abbreviation: P-President, S-Secretary, T-Treasurer, M-Member Chairperson, VP-First Vice President, MC-Communications Chairperson, SC-Service Chairperson

\*\*\* - Abbreviation: N/R - Never reported using the Lions Clubs website, N/A - Not applicable, No password registered for the Lions Clubs website.

\*\*\*\* - Abbreviation: N - New, IP - Immediate Past, R - Repeat.



# Club Health Assessment for District 104 E through May 2025

			Status	Membership							Reports					Finance		LCIF
Club Number	Club Name	Charter Date		Current Member Count	YTD Members Added	YTD Members Dropped	YTD Net Growth	YTD Net Growth%	Member Count 12 Months Ago	Avg. length of service for dropped members	Months Since Last MMR ***	Yrs. Since Last Officer Report	President Rotation	Vice President Reported ****	Months Since Last Activity Report ***	Account Balance	Donations for current Fiscal Year	
			Number of times on status quo within last two years	If below 15 members appears				If net loss is greater than 20% appears			If no report in 3 months appears in	When more than one year appears in	Number of repeat terms	Notes the officers that do not have an active	If no report at 12 months appears in red			
Clubs more than two years old																		
19698	AREMARK	12/09/1969	Active	17	0	0	0	0.00%	18		1		3	M,VP,SC	N/A			
19697	ÅS	03/19/1965	Active	35	1	2	-1	-2.78%	36	22	0			N	M,SC	0		
46167	ÅS NORDBY	05/02/1986	Active	2	0	0	0	0.00%	2		10		8	S,T,M,VP,SC	24+			
87986	ÅS/EIKA	05/05/2005	Active	34	2	1	1	3.03%	32	16	0			N	M	1		
19700	AURSKOG-HØLAND	04/23/1968	Active	34	1	2	-1	-2.86%	35	8	0			R	M,SC	N/A		
29300	BÆRUM VEST	05/16/1974	Active	39	2	2	0	0.00%	37	18	2			N	M,SC	0		
45907	BÆRUMS VERK-LOMMEDALEN	03/24/1986	Active	20	2	1	1	5.26%	19	1	0			N	M,SC	0	\$1,600.73	
19651	BEKKESTUA	03/15/1965	Active	21	0	4	-4	-16.00%	28	27	4				M,VP,SC	24+		
19667	BERG	03/26/1973	Active	27	0	1	-1	-3.57%	28	12	3			N	M,SC	1	\$507.24	
48211	BORG	03/01/1988	Active	27	0	2	-2	-6.90%	29	27	0			N	SC	24+		
19701	BORGE	03/09/1970	Active	19	0	1	-1	-5.00%	21	18	0		6	R	S,M,SC	14		
19702	DRØBAK	03/21/1957	Active	48	6	7	-1	-2.04%	49	3	0		2	N	M,SC	0	\$1,720.48	
Exc Award (06/30/2023, 06/30/2024)																		
19655	EIKSMARKA-HOSLE	05/05/1958	Active	29	1	5	-4	-12.12%	33	9	0			N	SC	0	\$1,560.73	
19703	ENEBAKK	05/21/1968	Active	26	2	1	1	4.00%	23	1	2			N	M,SC	0	\$1,427.34	
46845	FET	01/12/1987	Active	19	1	3	-2	-9.52%	20	12	5		2	N	M,SC	0	\$1,567.32	
19704	FREDRIKSTAD	05/18/1954	Active	24	2	3	-1	-4.00%	25	9	1		5	R	M,SC	24	\$1,000.04	
122653	Fredrikstad Sorgenfri	06/27/2014	Active	13	0	6	-6	-31.58%	19	6	2			N	M,SC	17		
Exc Award (06/30/2016)																		
43638	FREDRIKSTAD/GLEMMEN	03/12/1984	Active(1)	35	5	4	1	2.94%	37	13	0			N	M,SC	0		
41529	FROGNER	06/29/1982	Active	33	0	0	0	0.00%	33		3			N	M,SC	0	\$1,011.29	
Exc Award (06/30/2023, 06/30/2024)																		
39633	GREÅKER	03/30/1981	Active	23	5	0	5	27.78%	18		1			R	M,SC	23	\$8,415.30	
19705	HALDEN	02/14/1955	Active	32	0	3	-3	-8.57%	35	20	5		3	N	M,SC	0	\$1,567.32	
19708	HOBØL	05/11/1970	Active	29	1	1	0	0.00%	26	1	1			N	M,SC	2		



# Club Health Assessment for District 104 E through May 2025

Club Number	Club Name	Charter Date	Status	Membership							Reports					Finance	LCIF
				Current Member Count	YTD Members Added	YTD Members Dropped	YTD Net Growth	YTD Net Growth%	Member Count 12 Months Ago	Avg. length of service for dropped members	Months Since Last MMR ***	Yrs. Since Last Officer Report	President Rotation	Vice President Reported ****	Months Since Last Activity Report ***	Account Balance	Donations for current Fiscal Year
			Number of times on status quo within last two years	If below 15 members appears				If net loss is greater than 20% appears			If no report in 3 months appears in	When more than one year appears in	Number of repeat terms	Notes the officers that do not have an active	If no report at 12 months red		
19710	HVALER	06/07/1972	Active	30	1	2	-1	-3.23%	31	9	6			N	M,SC	0	
19659	KOLSAS- RYKKIN	03/16/1965	Active	32	1	1	0	0.00%	32	49	6			N	M,SC	24+	\$12,271.88
19711	KRÅKERØY	04/17/1973	Active	32	7	4	3	10.34%	29	16	2			N	S,M,SC	24+	\$1,321.68
34038	LANGHUS-SIGGERUD	06/14/1977	Active	36	2	0	2	5.88%	34		3			N	SC	1	\$783.66
19660	LILLESTRØM	05/25/1965	Active	23	3	0	3	15.00%	19		5		2		M,VP,SC	23	\$780.37
19662	LØRENSKOG	05/19/1970	Active	18	0	1	-1	-5.26%	20	1	0			N	M,SC	0	
56604	LØRENSKOG/FJELLHAMAR	03/06/1995	Active	36	0	0	0	0.00%	36		6			N	M	0	\$3,000.00
39061	LØRENSKOG/ØST	11/26/1980	Active	24	1	5	-4	-14.29%	28	33	0				M,VP	0	\$1,683.66
43507	LØRENSKOG/VEST	02/14/1984	Active	18	0	1	-1	-5.26%	19	31	9			IP	M	0	\$2,341.10
Exc Award (06/30/2018)																	
19713	MARKER	01/20/1965	Active	26	4	2	2	8.33%	24	6	0		2	R	M,SC	15	
19714	MOSS	01/12/1962	Active	25	1	3	-2	-7.41%	27	12	3			N	M,SC	7	\$4,267.08
19715	MYSEN	01/16/1968	Active	30	2	2	0	0.00%	30	11	0			N	M,SC	13	
19716	NESODDEN	03/17/1966	Active	33	1	2	-1	-2.94%	34	28	0		2	R	M,SC	0	
19665	NITTEDAL	01/12/1971	Active	14	1	2	-1	-6.67%	17	26	0		2		M,VP,SC	15	\$1,620.48
19718	ONSØY	03/25/1968	Active	12	1	6	-5	-29.41%	17	25	3			N	M,SC	N/A	\$171.68
19719	OPPEGÅRD	09/26/1963	Active	23	1	1	0	0.00%	23	19	0			N	SC	N/A	
19666	OSLO/	05/11/1949	Active	8	0	1	-1	-11.11%	11	24	5		3		M,VP,SC	11	
19670	OSLO/BEKKELAGET	01/14/1965	Active	37	3	1	2	5.71%	35	1	0			N	SC	2	\$1,620.48
19687	OSLO/BJERKE	03/16/1973	Active	18	0	0	0	0.00%	18		0			R	M,SC	0	
19673	OSLO/BØLER	05/15/1968	Active	5	0	2	-2	-28.57%	8	37	5		4		M,VP,SC	24+	\$810.24
19653	OSLO/BRYN	05/10/1962	Active	22	2	2	0	0.00%	22	5	5			R	M,SC	0	\$783.66
19675	OSLO/BYGDØY	05/02/1957	Active	40	1	0	1	2.56%	39		2			N	M,SC	24+	\$2,268.67
19672	OSLO/EKEBERG	04/06/1970	Active	24	0	0	0	0.00%	26		1			N	SC	5	\$3,515.53
19695	OSLO/GREFSEN	04/21/1960	Active	18	1	1	0	0.00%	18	3	0			N		1	\$1,053.31



# Club Health Assessment for District 104 E through May 2025

			Status	Membership							Reports					Finance	LCIF
Club Number	Club Name	Charter Date		Current Member Count	YTD Members Added	YTD Members Dropped	YTD Net Growth	YTD Net Growth%	Member Count 12 Months Ago	Avg. length of service for dropped members	Months Since Last MMR ***	Yrs. Since Last Officer Report	President Rotation	Vice President Reported ****	Months Since Last Activity Report ***	Account Balance	Donations for current Fiscal Year
			Number of times on status quo within last two years	If below 15 members appears				If net loss is greater than 20% appears			If no report in 3 months appears in	When more than one year appears in	Number of repeat terms	Notes the officers that do not have appears in an active	If no report at 12 months red		
Exc Award (06/30/2016)																	
19686	OSLO/GRORUD	03/02/1970	Active	16	1	3	-2	-11.11%	19	15	1			R	M,SC	13	\$81.02
49968	OSLO/GRÜNERLØKKA	11/14/1989	Active	6	0	1	-1	-14.29%	7	7	9		None		P,S,M,VP,SC	N/A	
19674	OSLO/HAUKETO	01/13/1969	Active	12	0	2	-2	-14.29%	14	28	1		13		VP,SC	24	\$999.78
19669	OSLO/HØYBRATEN	10/06/1972	Active	34	1	4	-3	-8.11%	40	28	3			N	M,SC	14	\$5,205.68
29964	OSLO/LILLEAKER	11/22/1974	Active	40	3	4	-1	-2.44%	41	7	1			N	M,SC	N/A	\$999.96
60703	OSLO/MAUD	04/27/1998	Active	21	1	0	1	5.00%	20		3			IP	M	0	\$3,433.61
19679	OSLO/NORDBERG	02/11/1965	Active	20	3	3	0	0.00%	20	17	0			R	M,SC	24+	
19680	OSLO/NORDSTRAND	04/21/1959	Active	45	1	3	-2	-4.26%	48	3	0			N	M,SC	20	\$3,134.64
19681	OSLO/ORMSUND	08/10/1965	Active	21	2	0	2	10.53%	19		2		5	N	M,SC	12	\$1,787.60
19683	OSLO/RØA	04/25/1961	Active	8	0	2	-2	-20.00%	10	16	4			N	M,SC	24+	
31861	OSLO/RUSTAD	03/17/1976	Active	12	1	3	-2	-14.29%	15	21	0		3	R	M,SC	0	\$780.37
19691	OSLO/SLEMDAL	10/26/1961	Active	33	3	7	-4	-10.81%	37	16	0			N	M,SC	0	\$3,134.64
30606	OSLO/STOVNER	04/11/1975	Active	5	0	0	0	0.00%	5		10		4	R	SC	2	\$907.47
19688	OSLO/TVEITA-VÅLERENGA	09/15/1970	Active	12	1	3	-2	-14.29%	14	8	4			IP	S,M,SC	24+	
32963	RÆLINGEN	11/04/1976	Active	15	2	1	1	7.14%	14	48	0		4	R	SC	16	
19721	RAKKESTAD	04/25/1963	Active	50	2	2	0	0.00%	50	42	0			N	M	5	
30444	ROLVSØY	03/21/1975	Active	22	6	1	5	29.41%	17	2	0		2	N	SC	16	\$312.15
19722	RYGGE	05/10/1968	Active	11	0	2	-2	-15.38%	14	28	1		4	R	S,M,SC	13	\$97.23
19724	SARPSBORG/TUNE	04/28/1960	Active	4	2	20	-18	-81.82%	22	24	2		None		P,T,M,VP,SC	24+	
19690	SKEDSMO	05/13/1970	Active	29	0	0	0	0.00%	30		8				M,VP,SC	24+	
19726	SKI	09/20/1960	Active	28	0	4	-4	-12.50%	33	23	0		3	R	M,SC	3	
19727	SKIPTVET	11/24/1969	Active	25	5	0	5	25.00%	21		0		2	N	M,SC	18	
19728	SKJEBERG	03/28/1969	Active	34	4	1	3	9.68%	31	2	2			N	M,SC	3	\$1,567.32
19692	SNARØYA-FORNEBU	03/04/1971	Active	30	1	3	-2	-6.25%	32	6	2		2	R	M,SC	0	\$438.85





## Club Health Assessment for District 104 E through May 2025

Club Number	Club Name	Charter Date	Status	Membership							Reports					Finance	LCIF
				Current Member Count	YTD Members Added	YTD Members Dropped	YTD Net Growth	YTD Net Growth%	Member Count 12 Months Ago	Avg. length of service for dropped members	Months Since Last MMR ***	Yrs. Since Last Officer Report	President Rotation	Vice President Reported ****	Months Since Last Activity Report ***	Account Balance	Donations for current Fiscal Year
			Number of times on status quo within last two years	If below 15 members appears				If net loss is greater than 20% appears			If no report in 3 months appears in	When more than one year appears in	Number of repeat terms	Notes the officers that do not have an active	If no report at 12 months appears in red		
19656	SØRUM	05/10/1968	Active	20	1	2	-1	-4.76%	21	40	3			N	T,M,SC	19	\$2,620.53
30164	SPYDEBERG	01/29/1975	Active	29	4	6	-2	-6.45%	31	27	0				M,VP,SC	1	
19694	STRØMMEN	04/07/1970	Active	19	2	3	-1	-5.00%	20	20	3			N	M,SC	24+	\$3,366.34
34668	TRØGSTAD	11/09/1977	Active	24	0	0	0	0.00%	24		0			N	M,SC	2	
19733	VÅLER	03/12/1970	Active	10	2	0	2	25.00%	8		3				M,VP,SC	15	\$648.19
39286	VARTEIG	01/20/1981	Active	9	1	4	-3	-25.00%	12	28	0		4		M,VP	0	\$486.14
19734	VESTBY	04/29/1966	Active	16	2	3	-1	-5.88%	17	1	1		3		M,VP,SC	14	\$1,044.53

Clubs Cancelled Previous Fiscal Year – Clubs Cancelled within last 12 months may be reinstated

Club Number	Club Name	Charter Date	Current Status*	Cancellation Date
53705	FREDRIKSTAD/GAMLEBYEN	09/24/1992	Cancelled(7*)	07/29/2023

Current Total Clubs Count	YTD New Clubs Count	YTD Cancelled Clubs Count	YTD Net Club Gain	Current Total Members Count	YTD Add	YTD Drop	YTD Net Growth	YTD Net Growth %	Member Count 12 Months Ago	Average Member Count Per Club	% of Clubs with less than 20 members	% No MMR in 3 Months	% No Officer Report in 12 Months	% of Clubs with balance 90+ days	Number of Clubs in Status Quo	% Status Quo Clubs in Financial Suspension	Number of Cancelled Clubs	Average Cancelled Club Age	Members Lost Due to Cancellation	% of Clubs Cancelled for Non-Financial Reasons
77	0	0	0	1,830	115	175	-60	-3.17%	1,906	24	35%	35%	0%	0%	0	0%	0	0	0	0%

\* - P - Priority Club. Cancellation Reasons: 1-Objectives/conduct, 2-Non-active club, 5-Non-existing club, 6-Disbanding, 7-Merger, 8-Financial Suspension, 9-District/Multiple District Dues.

\*\* - Abbreviation: P-President, S-Secretary, T-Treasurer, M-Member Chairperson, VP-First Vice President, MC-Communications Chairperson, SC-Service Chairperson

\*\*\* - Abbreviation: N/R - Never reported using the Lions Clubs website, N/A - Not applicable, No password registered for the Lions Clubs website.

\*\*\*\* - Abbreviation: N - New, IP - Immediate Past, R - Repeat.



# Club Health Assessment for District 105 A through May 2025

Club Number	Club Name	Charter Date	Status	Membership							Reports					Finance	LCIF
				Current Member Count	YTD Members Added	YTD Members Dropped	YTD Net Growth	YTD Net Growth%	Member Count 12 Months Ago	Avg. length of service for dropped members	Months Since Last MMR ***	Yrs. Since Last Officer Report	President Rotation	Vice President Reported ****	Months Since Last Activity Report ***	Account Balance	Donations for current Fiscal Year
			Number of times on status quo within last two years	If below 15 members appears				If net loss is greater than 20% appears			If no report in 3 months appears	When more than one year appears in	Number of repeat terms	Notes the officers that do not have an active	If no report at 12 months appears in red		
<b>Clubs less than two years old</b>																	
179504	LONDON FORTITUDE	01/10/2025	Active	20	27	7	20	100.00%	0	4	1			N	SC	3	\$271.85
182241	London Next Generation	05/19/2025	Newly Chartered	22	22	0	22	100.00%	0		0				M,VP,SC	N/R	\$271.85
171995	London West End	06/07/2024	Active	21	0	0	0	0.00%	0		11		2		M,VP,SC	0	\$271.84
172291	West London	06/17/2024	Active(1)	14	6	12	-6	-30.00%	0	1	3		2		T,VP,SC	3	\$271.84
<b>Clubs more than two years old</b>																	
38471	AMPTHILL DISTRICT	05/13/1980	Active(1)	7	0	0	0	0.00%	7		10		8		S,M,VP,SC	7	\$271.85
35212	Aylesbury Vale (CIO)	03/16/1978	P- Active	2	0	0	0	0.00%	13		11		4		M,VP,SC	9	\$271.85
19909	BANBURY	09/10/1968	Active	16	2	2	0	0.00%	16	10	1				M,VP,SC	0	\$271.85
37249	BARKING	06/11/1979	Active	21	2	6	-4	-16.00%	20	11	4		2		M,VP,SC	6	\$271.85
19739	BEDFORD	10/16/1967	Active(1)	3	1	8	-7	-70.00%	10	5	0		2		M,VP,SC	6	\$271.85
29924	BICESTER	11/12/1974	Active	14	0	1	-1	-6.67%	15	42	1		3	R		1	\$271.85
36144	BIGGLESWADE-SANDY L C	10/03/1978	Active	21	1	2	-1	-4.55%	22	2	4		2		M,VP	0	\$1,132.22
	Exc Award (06/30/2018)																
19913	BLETCHLEY MILTON KEYNES	04/01/1969	Active	24	1	1	0	0.00%	24	13	0			N	M,SC	0	\$2,828.74
41362	CHIPPING BARNET	05/14/1982	Active	7	29	29	0	0.00%	7	4	0				M,VP,SC	4	\$1,909.12
34311	EALING	07/21/1977	Active	21	6	1	5	31.25%	15	47	3		7	N		1	\$294.14
48161	EDGWARE	02/17/1988	Active	21	2	1	1	5.00%	22	34	1			N	SC	0	\$271.85
29883	ENFIELD	10/31/1974	Active	25	3	0	3	13.64%	23		5			N	SC	7	\$271.85
97184	FAIRLOP	05/24/2006	Active	21	0	0	0	0.00%	21		0		2		VP,SC	0	\$585.66
135282	Friern Barnet Centennial	06/20/2018	Active	21	1	1	0	0.00%	25	2	7			N	M,SC	1	\$271.85
	Exc Award (06/30/2023)																
46481	GREENFORD WILLOW TREE	07/11/1986	Active	17	0	2	-2	-10.53%	30	13	2		2	N		11	\$294.14
	Exc Award (06/30/2022, 06/30/2023)																
39287	HARPENDEN	01/19/1981	Active	25	0	1	-1	-3.85%	26	32	1			N	SC	1	\$3,619.90
	Exc Award (06/30/2024)																




# Club Health Assessment for District 105 A through May 2025

Club Number	Club Name	Charter Date	Status	Membership							Reports					Finance	LCIF
				Current Member Count	YTD Members Added	YTD Members Dropped	YTD Net Growth	YTD Net Growth%	Member Count 12 Months Ago	Avg. length of service for dropped members	Months Since Last MMR ***	Yrs. Since Last Officer Report	President Rotation	Vice President Reported ****	Months Since Last Activity Report ***	Account Balance	Donations for current Fiscal Year
			Number of times on status quo within last two years	If below 15 members appears				If net loss is greater than 20% appears			If no report in 3 months appears	When more than one year appears in	Number of repeat terms	Notes the officers that do not have an active	If no report at 12 months red		
19750	HARROW & PINNER	07/08/1963	Active	22	0	3	-3	-12.00%	26	2	4			N	SC	0	\$901.19
	Exc Award (06/30/2018, 06/30/2021, 06/30/2022)																
129226	Hatch End Lions Centennial	10/28/2016	Active	23	2	0	2	9.52%	22		10			N		10	\$323.63
	Exc Award (06/30/2018, 06/30/2023)																
19751	HAYES & HARLINGTON	04/17/1951	Active(1)	9	0	2	-2	-18.18%	11	16	0		5	R	SC	24+	\$294.14
19752	HEMEL HEMPSTEAD	03/02/1961	Active	11	1	3	-2	-15.38%	14	4	0		None	N	P	0	\$1,235.35
	Exc Award (06/30/2024)																
148534	Heston	10/04/2021	Active(1)	27	4	4	0	0.00%	41	3	7				M,VP,SC	2	\$331.85
19756	HOUNSLOW	07/23/1973	Active	5	0	1	-1	-16.67%	6	16	1		2		M,VP,SC	2	\$271.85
	Exc Award (06/30/2018)																
43371	ISLEWORTH	01/04/1984	Active	15	2	2	0	0.00%	15	28	1				VP,SC	10	\$271.85
62640	KENTON	01/01/2000	Active	11	3	4	-1	-8.33%	12	5	1		None	N	P,M	1	\$1,876.55
	Exc Award (06/30/2023)																
42815	LETCHWORTH GARDEN CITY & BALDOCK	06/08/1983	Active	22	1	4	-3	-12.00%	26	11	0		2	R	M,SC	0	\$870.90
	Exc Award (06/30/2023)															90+ Days	
34975	LONDON ACTON	01/09/1978	Active	31	2	1	1	3.33%	30	28	0				M,VP,SC	24+	\$294.14
100074	LONDON BELMONT	08/15/2007	Active	15	3	1	2	15.38%	12	11	1			N	SC	1	\$664.72
	Exc Award (06/30/2023)																
19760	LONDON CENTRAL HOST	12/29/1949	Active	38	11	2	9	31.03%	29	2	0		2	N	SC	0	\$3,312.74
42678	LONDON CHINATOWN	05/13/1983	Active	15	0	0	0	0.00%	15		24				M,VP,SC	24+	\$271.85
59513	LONDON COVENT GARDEN	05/16/1997	Active	19	4	1	3	18.75%	17	1	8			N		2	\$385.66
37074	LONDON GOLDERS GREEN L C	05/09/1979	Active	19	1	0	1	5.56%	18		3		2	R	M	14	\$1,171.82
50346	LONDON HENDON	03/26/1990	Active	27	7	3	4	17.39%	25	1	0			N	SC	9	\$1,866.16
44451	LONDON HORNSEY	12/06/1984	Active	11	2	1	1	10.00%	9	13	1		3	N	SC	1	\$271.85
	Exc Award (06/30/2024)																
50928	LONDON KINGSBURY	09/06/1990	Active	35	5	2	3	9.38%	33	14	0				VP,SC	1	\$9,847.02
67377	LONDON MILL HILL	02/28/2003	Active	17	0	0	0	0.00%	17		0				M,VP,SC	0	\$589.26



# Club Health Assessment for District 105 A through May 2025

			Status	Membership							Reports					Finance		LCIF
Club Number	Club Name	Charter Date		Current Member Count	YTD Members Added	YTD Members Dropped	YTD Net Growth	YTD Net Growth%	Member Count 12 Months Ago	Avg. length of service for dropped members	Months Since Last MMR ***	Yrs. Since Last Officer Report	President Rotation	Vice President Reported ****	Months Since Last Activity Report ***	Account Balance	Donations for current Fiscal Year	
			Number of times on status quo within last two years	If below 15 members appears					If net loss is greater than 20% appears			If no report in 3 months appears in	When more than one year appears in	Number of repeat terms	Notes the officers that do not have an active red	If no report at 12 months appears in		
Exc Award (06/30/2023)																		
119185	LONDON PARK ROYAL	04/16/2013	Active	8	0	0	0	0.00%	8		4		4	M,VP,SC	8		\$1,627.19	
153266	London Platinum Jubilee	01/05/2023	Active	50	10	2	8	19.05%	56	2	0			N	2	90+ Days	\$4,175.49	
56503	LONDON SEVEN KINGS	01/24/1995	Active	8	0	2	-2	-20.00%	10	9	7			M,VP,SC	8		\$3,324.17	
Exc Award (06/30/2023)																		
149133	London St Johns Wood	11/30/2021	Active	16	0	12	-12	-42.86%	28	5	0			N	3		\$4,060.40	
154302	London St. James's	04/27/2023	Active	31	0	0	0	0.00%	54		3		3	M,VP,SC	2		\$323.62	
77452	LONDON WESTMINSTER	08/19/2003	Active	15	4	2	2	15.38%	13	2	0			M,VP,SC	0	90+ Days	\$271.84	
Exc Award (06/30/2016, 06/30/2018, 06/30/2020)																		
35599	LONDON-FINCHLEY L C	05/23/1978	Active	21	2	2	0	0.00%	23	41	6			N	0		\$271.84	
19763	LUTON	06/26/1972	Active	13	0	1	-1	-7.14%	14	13	2		None	P,M,VP,SC	0		\$271.84	
Exc Award (06/30/2024)																		
96757	MILTON KEYNES CENTRAL	04/01/2006	Active	16	2	2	0	0.00%	16	19	0			M,VP,SC	0		\$585.65	
30969	MILTON KEYNES STONY STRATFORD	06/23/1975	Active	9	0	2	-2	-18.18%	11	6	3			VP,SC	0		\$595.45	
Exc Award (06/30/2018, 06/30/2023)																		
64626	MOOR PARK	08/14/2001	Active(1)	13	0	0	0	0.00%	13		0			T,M,VP,SC	1		\$271.84	
33356	NEWPORT PAGNELL & OLNEY L C	02/03/1977	Active	17	2	0	2	13.33%	15		2		8	M,VP	0		\$1,138.93	
47913	NORTHWOOD	12/08/1987	Active	15	0	0	0	0.00%	15		1			R	0		\$271.84	
Exc Award (06/30/2023)																		
89348	OSTERLEY	09/15/2005	Active	13	1	0	1	8.33%	12		0			M,VP,SC	8	90+ Days	\$271.84	
129660	Redbridge Centennial	12/20/2016	Active	33	8	0	8	32.00%	29		0		2	VP,SC	2		\$2,577.36	
Exc Award (06/30/2021, 06/30/2023)																		
31358	RUISLIP	11/07/1975	Active	15	0	1	-1	-6.25%	16	15	4		2	M,VP,SC	2		\$323.82	
19772	SOUTHALL	12/15/1970	Active	16	0	3	-3	-15.79%	19	41	4			M,VP,SC	11		\$3,271.94	
Exc Award (06/30/2023)																		
19769	ST ALBANS	02/10/1966	Active	15	1	2	-1	-6.25%	16	4	0			M,VP,SC	0		\$2,208.62	
Exc Award (06/30/2023)																		



# Club Health Assessment for District 105 A through May 2025

			Status	Membership							Reports					Finance		LCIF
Club Number	Club Name	Charter Date		Current Member Count	YTD Members Added	YTD Members Dropped	YTD Net Growth	YTD Net Growth%	Member Count 12 Months Ago	Avg. length of service for dropped members	Months Since Last MMR ***	Yrs. Since Last Officer Report	President Rotation	Vice President Reported ****	Months Since Last Activity Report ***	Account Balance	Donations for current Fiscal Year	
			Number of times on status quo within last two years	If below 15 members appears				If net loss is greater than 20% appears			If no report in 3 months appears in	When more than one year appears in	Number of repeat terms	Notes the officers that do not have an active	If no report at 12 months appears in red			
59185	STANMORE	03/03/1997	Active	21	0	2	-2	-8.70%	23	15	0		None	P,VP	0		\$2,847.26	
	Exc Award (06/30/2022, 06/30/2023)																	
63026	SUDBURY	04/03/2000	Active	42	4	3	1	2.44%	45	15	0		6	R	8		\$294.13	
	Exc Award (06/30/2023)																	
98741	THE PALACE OF WESTMINSTER	03/12/2007	Active(1)	1	0	0	0	0.00%	4		2		None	P,M,VP,SC	4		\$719.48	
19777	TRING	11/10/1972	Active	16	3	0	3	23.08%	13		0			M,VP,SC	0		\$1,872.75	
	Exc Award (06/30/2018)																	
127821	Waltham Forest	06/21/2016	Active	6	0	0	0	0.00%	6		16			M,VP,SC	2		\$271.84	
37520	WANSTEAD & WOODFORD L C	09/20/1979	Active	18	4	2	2	12.50%	18	3	0		2	M,VP,SC	5		\$3,849.88	
19779	WATFORD	03/12/1970	Active	16	2	0	2	14.29%	15		0			N	2		\$4,364.88	
19780	WEMBLEY	06/06/1969	Active	20	0	0	0	0.00%	14		3		2	R	0		\$1,283.52	
	Exc Award (06/30/2023)																	
154394	West Drayton	05/15/2023	Active(1)	17	3	5	-2	-10.53%	19	3	2			M,VP,SC	0	90+ Days	\$271.84	
41994	WINSLOW	11/23/1982	Active	42	2	2	0	0.00%	42	22	0			VP,SC	18		\$1,862.78	
19936	WITNEY	04/17/1969	Active	16	1	0	1	6.67%	16		0			N	4		\$740.98	

Clubs Cancelled Previous Fiscal Year – Clubs Cancelled within last 12 months may be reinstated

Club Number	Club Name	Charter Date	Current Status*	Cancellation Date
19907	AMERSHAM & CHESHAM L C	02/25/1969	Cancelled(6*)	06/29/2024

Current Total Clubs Count	YTD New Clubs Count	YTD Cancelled Clubs Count	YTD Net Club Gain	Current Total Members Count	YTD Add	YTD Drop	YTD Net Growth	YTD Net Growth %	Member Count 12 Months Ago	Average Member Count Per Club	% of Clubs with less than 20 members	% No MMR in 3 Months	% No Officer Report in 12 Months	% of Clubs with balance 90+ days	Number of Clubs in Status Quo	% Status Quo Clubs in Financial Suspension	Number of Cancelled Clubs	Average Cancelled Club Age	Members Lost Due to Cancellation	% of Clubs Cancelled for Non-Financial Reasons
68	2	0	2	1,254	200	153	47	3.89%	1,257	18	59%	35%	0%	10%	0	0%	0	0	0	0%



Club Health Assessment for District 105 A through May 2025

			Status	Membership							Reports					Finance	LCIF
Club Number	Club Name	Charter Date		Current Member Count	YTD Members Added	YTD Members Dropped	YTD Net Growth	YTD Net Growth%	Member Count 12 Months Ago	Avg. length of service for dropped members	Months Since Last MMR ***	Yrs. Since Last Officer Report	President Rotation	Vice President Reported ****	Months Since Last Activity Report ***	Account Balance	Donations for current Fiscal Year
			Number of times on status quo within last two years	If below 15 members appears				If net loss is greater than 20% appears			If no report in 3 months appears in	When more than one year appears in	Number of repeat terms	Notes the officers that do not have an active	If no report at 12 months appears in red		

\* - P - Priority Club. Cancellation Reasons: 1-Objectives/conduct, 2-Non-active club, 5-Non-existing club, 6-Disbanding, 7-Merger, 8-Financial Suspension, 9-District/Multiple District Dues.  
\*\* - Abbreviation: P-President, S-Secretary, T-Treasurer, M-Member Chairperson, VP-First Vice President, MC-Communications Chairperson, SC-Service Chairperson  
\*\*\* - Abbreviation: N/R - Never reported using the Lions Clubs website, N/A - Not applicable, No password registered for the Lions Clubs website.  
\*\*\*\* - Abbreviation: N - New, IP - Immediate Past, R - Repeat.



# Club Health Assessment for District 105CE through May 2025

			Status	Membership							Reports					Finance		LCIF
Club Number	Club Name	Charter Date		Current Member Count	YTD Members Added	YTD Members Dropped	YTD Net Growth	YTD Net Growth%	Member Count 12 Months Ago	Avg. length of service for dropped members	Months Since Last MMR ***	Yrs. Since Last Officer Report	President Rotation	Vice President Reported ****	Months Since Last Activity Report ***	Account Balance	Donations for current Fiscal Year	
			Number of times on status quo within last two years	If below 15 members appears					If net loss is greater than 20% appears		If no report in 3 months appears in	When more than one year appears in	Number of repeat terms	Notes the officers that do not have an active	If no report at 12 months appears in red			
Clubs more than two years old																		
19735	ACLE & BRUNDALL	06/30/1966	Active	19	5	0	5	35.71%	14		2		16	M,VP,SC	N/R			
120828	Attleborough 2013	12/05/2013	Active	11	2	1	1	10.00%	10	0	0		2	M,VP,SC	0		\$124.34	
19861	BARTON ON HUMBER	09/07/1970	Active	9	0	0	0	0.00%	9		9			M,VP,SC	9			
Exc Award (06/30/2018)																		
19738	BECCLES	11/14/1968	Active	14	0	1	-1	-6.67%	15	8	2			N	M,SC	0	\$626.88	
37073	BILLERICAY	05/09/1979	Active	18	1	2	-1	-5.26%	21	24	1			N	M,SC	8	\$683.22	
29809	BOSTON	09/23/1974	Active	2	0	2	-2	-50.00%	4	4	5		None	P,M,VP,SC	21			
30967	BOURNE	06/30/1975	Active	10	0	2	-2	-16.67%	14	10	0			N	M,SC	0	\$1,769.84	
37477	BRAINTREE	08/03/1979	Active	22	2	1	1	4.76%	20	29	1			N		1		
19740	BRENTWOOD	01/14/1974	Active	13	0	1	-1	-7.14%	14	9	0		2	M,VP,SC	24+			
19864	BRIGG DISTRICT L C	02/14/1968	Active	7	0	0	0	0.00%	21		0			M,VP,SC	24+			
29541	BUNGAY AREA	06/25/1974	Active	18	1	3	-2	-10.00%	20	27	0			N	SC	24+	\$1,256.56	
119189	BURY ST. EDMUNDS	04/16/2013	Active	1	0	0	0	0.00%	1		8		2	M,VP,SC	24+			
37846	CAISTOR & DIST	12/28/1979	Active	47	3	2	1	2.17%	46	26	1			N		0	\$313.81	
35788	CASTLE POINT	06/26/1978	Active	10	0	0	0	0.00%	9		1			N	M,VP	24+		
19742	CHELMSFORD	08/18/1969	Active	26	0	1	-1	-3.70%	27	55	3			M,VP,SC	10		\$629.92	
19773	CITY OF SOUTHEND ON SEA	05/21/1970	Active	11	3	3	0	0.00%	17	16	2		None	P,M,VP,SC	2			
Exc Award (06/30/2023)																		
37362	CLACTON ON SEA	06/26/1979	Active	34	3	0	3	9.68%	31		2			N		1	\$635.70	
Exc Award (06/30/2019)																		
59337	CONINGSBY & TATTERSHALL L C	04/09/1997	Active	30	3	0	3	11.11%	28		0			N		0	\$1,794.88	
Exc Award (06/30/2018, 06/30/2021, 06/30/20)																		
19746	DEREHAM	09/28/1973	Active	9	0	4	-4	-30.77%	13	7	5			M,VP,SC	24+		\$256.83	
127184	EAST ANGLIA CENTENNIAL 100 CHAMPIONS	03/30/2016	Active	37	4	0	4	12.12%	33		0		2	M,VP,SC	12		\$1,400.00	



# Club Health Assessment for District 105CE through May 2025

			Status	Membership							Reports					Finance	LCIF
Club Number	Club Name	Charter Date		Current Member Count	YTD Members Added	YTD Members Dropped	YTD Net Growth	YTD Net Growth%	Member Count 12 Months Ago	Avg. length of service for dropped members	Months Since Last MMR ***	Yrs. Since Last Officer Report	President Rotation	Vice President Reported ****	Months Since Last Activity Report ***	Account Balance	Donations for current Fiscal Year
			Number of times on status quo within last two years	If below 15 members appears				If net loss is greater than 20% appears			If no report in 3 months appears in	When more than one year appears in	Number of repeat terms	Notes the officers that do not have an active	If no report at 12 months red		
103242	EAST ANGLIA HELEN KELLER INTERNET	06/30/2008	Active	18	1	0	1	5.88%	16		0			M,VP,SC	0		\$293.50
127166	EAST ANGLIA LIONESS Exc Award (06/30/2023)	03/30/2016	Active	10	0	0	0	0.00%	10		3			N	M,SC	2	\$64.97
64625	EAST ANGLIA NEW CENTURY Exc Award (06/30/2023, 06/30/2024)	07/09/2001	Active	28	1	4	-3	-9.68%	32	12	0			VP,SC	10		\$1,246.39
125114	Eastwood	06/23/2015	Active	6	0	1	-1	-14.29%	7	9	5			N	M,SC	24+	
37597	EDWINSTOWE & THE DUKERIES	10/11/1979	Active	13	0	1	-1	-7.14%	14	1	0			M,VP,SC	0		
35380	FELIXSTOWE Exc Award (06/30/2024)	04/17/1978	Active	33	3	4	-1	-2.94%	34	2	1			M,VP,SC	0		\$2,227.01
51540	GLANFORD & LINDSEY L C Exc Award (06/30/2016, 06/30/2018, 06/30/2020)	04/12/1991	Active	25	0	1	-1	-3.85%	28	33	0			N	M,SC	0	\$119.71
19872	GRANTHAM	04/08/1971	Active	6	1	3	-2	-25.00%	8	8	0		None	P,T,M,VP,SC	24+		\$782.08
19749	GREAT YARMOUTH Exc Award (06/30/2023)	11/30/1953	Active	20	1	1	0	0.00%	21	22	1			N	M,SC	0	\$1,348.54
19873	GRIMSBY CLEETHORPES	09/23/1968	Active(1)	16	2	1	1	6.67%	15	11	1			M,VP,SC	24+		
40437	HALESWORTH	10/28/1981	Active	10	0	1	-1	-9.09%	11	34	1			IP	T,M,SC	10	\$1,268.93
40782	HAVERHILL	01/18/1982	Active	14	1	0	1	7.69%	13		3		2	S,T,M,VP,SC	24+		\$310.86
36820	HETHERSETT DISTRICT L C	03/28/1979	Active	10	0	0	0	0.00%	10		1		2	VP,SC	0		\$188.98
34395	HORNCastle & DISTRICT	08/24/1977	Active	25	2	4	-2	-7.41%	27	5	1			M,VP,SC	4		\$1,651.51
140220	Hornchurch	12/10/2019	Active	16	7	2	5	45.45%	11	5	0		2	M,VP,SC	0	90+ Days	\$125.98
68702	HUMBERSTON NORTH SEA	04/30/2003	Active	28	2	1	1	3.70%	27	36	1			N	M,SC	24+	\$313.81
38976	HUNSTANTON	10/17/1980	Active	7	0	2	-2	-22.22%	9	34	1			R	S,M,SC	24+	
49557	HYKEHAM	05/24/1989	Active	12	0	2	-2	-14.29%	15	14	0			M,VP,SC	24+		
19878	ISLE OF AXHOLME L C Exc Award (06/30/2023)	02/22/1966	Active	25	1	1	0	0.00%	25	39	0			N	VP,SC	0	\$2,554.60
19758	KING'S LYNN	02/07/1972	Active	5	0	2	-2	-28.57%	8	23	1			N	M,SC	23	





# Club Health Assessment for District 105CE through May 2025

Club Number	Club Name	Charter Date	Status	Membership							Reports					Finance	LCIF
				Current Member Count	YTD Members Added	YTD Members Dropped	YTD Net Growth	YTD Net Growth%	Member Count 12 Months Ago	Avg. length of service for dropped members	Months Since Last MMR ***	Yrs. Since Last Officer Report	President Rotation	Vice President Reported ****	Months Since Last Activity Report ***	Account Balance	Donations for current Fiscal Year
			Number of times on status quo within last two years	If below 15 members appears				If net loss is greater than 20% appears			If no report in 3 months appears in	When more than one year appears in	Number of repeat terms	Notes the officers that do not have an active	If no report at 12 months appears in red		
51541	LEIGH ON SEA	04/12/1991	Active	25	1	1	0	0.00%	27	33	4			N	SC	0	
19882	LINCOLN	02/04/1970	Active	11	0	0	0	0.00%	12		11				M,VP,SC	0	\$1,735.95
109098	LITTLEPORT	09/16/2010	Active	11	0	0	0	0.00%	13		7				VP,SC	6	\$901.83
45909	LONG STRATTON	03/25/1986	Active	7	0	0	0	0.00%	7		1		6	R	M,VP	18	\$567.66
19814	LOUGHBOROUGH	02/24/1971	Active	22	0	0	0	0.00%	18		1		3		M,VP,SC	5	\$376.57
19883	LOUTH DISTRICT L C	01/09/1969	Active	33	2	4	-2	-5.71%	34	9	0			N	SC	0	\$2,646.34
Exc Award (06/30/2019, 06/30/2021, 06/30/2022)																	
19762	LOWESTOFT	11/16/1960	Active	27	4	3	1	3.85%	27	42	3			N	SC	17	
31475	MABLETHORPE SUTTON & DIST	12/08/1975	Active	5	1	2	-1	-16.67%	6	8	6		2		M,VP,SC	24+	
32644	MARCH	07/06/1976	Active	19	0	1	-1	-5.00%	20	37	1			N	SC	12	\$656.74
Exc Award (06/30/2018)																	
110540	MARKET RASEN	03/15/2011	Active	16	2	3	-1	-5.88%	17	4	1		3	N	SC	0	
35211	MERSEA ISLAND	03/08/1978	Active	20	0	0	0	0.00%	20		7		2		VP,SC	0	
19764	NORFOLK BROADS	02/11/1963	Active	13	3	1	2	18.18%	11	48	0		2		M,VP,SC	24+	\$629.92
19766	NORWICH CITY OF NORWICH	03/10/1959	Active(1)	2	0	0	0	0.00%	2		9		4		M,VP,SC	24+	
32645	NORWICH NORTH ALPHA	07/19/1976	Active	5	0	1	-1	-16.67%	6	35	3		12		M,VP,SC	N/R	
48431	NORWICH WEST	04/14/1988	Active	15	2	2	0	0.00%	16	23	0			N	SC	0	\$938.47
54885	NOTTINGHAM WEST	09/20/1993	Active	34	3	2	1	3.03%	34	6	0		2	N	SC	15	\$2,000.60
Exc Award (06/30/2020, 06/30/2023)																	
19767	PETERBOROUGH	04/07/1970	Active	36	1	1	0	0.00%	40	10	0			N		0	\$1,676.93
Exc Award (06/30/2018, 06/30/2023, 06/30/2024)																	
29767	RAYLEIGH	08/23/1974	Active	14	1	0	1	7.69%	13		1			N	SC	24+	\$1,554.30
136401	Reepham	09/20/2018	Active	20	4	1	3	17.65%	17	3	2			N	SC	5	90+ Days \$316.15
Exc Award (06/30/2023)																	
38326	RETFORD	04/29/1980	Active	25	3	2	1	4.17%	27	5	1			N		0	90+ Days
19768	ROMFORD	06/24/1965	Active	11	0	1	-1	-8.33%	12	56	3			N	M,SC	24+	\$323.61



# Club Health Assessment for District 105CE through May 2025

Club Number	Club Name	Charter Date	Status	Membership							Reports					Finance	LCIF
				Current Member Count	YTD Members Added	YTD Members Dropped	YTD Net Growth	YTD Net Growth%	Member Count 12 Months Ago	Avg. length of service for dropped members	Months Since Last MMR ***	Yrs. Since Last Officer Report	President Rotation	Vice President Reported ****	Months Since Last Activity Report ***	Account Balance	Donations for current Fiscal Year
			Number of times on status quo within last two years	If below 15 members appears				If net loss is greater than 20% appears			If no report in 3 months appears in	When more than one year appears in	Number of repeat terms	Notes the officers that do not have an active	If no report at 12 months red		
42680	SAFFRON WALDEN	05/11/1983	Active	9	1	2	-1	-10.00%	10	11	0		None	P,M,VP,SC	1		\$1,337.25
19893	SCUNTHORPE	05/05/1964	Active	11	1	3	-2	-15.38%	14	35	0			N	M,SC	17	
32373	SKEGNESS	06/07/1976	Active	13	2	0	2	18.18%	11		6		6	R	T,M,SC	1	\$252.82
29303	SLEAFORD & DISTRICT	05/17/1974	Active	16	0	4	-4	-20.00%	20	11	3				M,VP,SC	1	\$250.32
40155	SOUTHWELL & DISTRICT L C	06/15/1981	Active	30	0	1	-1	-3.23%	31	43	9			N		0	\$627.61
28111	SOUTHWOLD SOLE BAY	03/06/1974	Active	13	1	1	0	0.00%	13	14	3			N	M,SC	24+	\$887.49
19898	SPALDING	01/06/1971	Active	13	1	0	1	8.33%	12		1			IP	P,SC	0	\$1,299.38
31130	STAMFORD & DISTRICT	08/05/1975	Active	7	2	0	2	40.00%	5		7		9		VP,SC	0	\$376.32
38666	STOWMARKET & DISTRICT L C	06/29/1980	Active	34	1	4	-3	-8.11%	38	24	1				M,VP,SC	24+	\$627.61
43906	SWAFFHAM & DIST	05/29/1984	Active	22	1	1	0	0.00%	22	4	1			N		5	\$568.92
46320	TAVERHAM & DISTRICT L C	06/18/1986	Active	18	0	1	-1	-5.26%	19	6	0			N	T,M,SC	1	\$1,926.99
38327	THE DEEPINGS L C	04/15/1980	Active	13	1	2	-1	-7.14%	14	1	0				M,VP,SC	17	\$944.88
	Exc Award (06/30/2022)																
37363	VALE OF BELVOIR L C	06/25/1979	Active	22	2	0	2	10.00%	21		5				M,VP,SC	4	\$627.61
	Exc Award (06/30/2017)																
51448	WHITTLESEY	03/22/1991	Active	10	2	3	-1	-9.09%	11	10	2		2		M,VP,SC	0	\$314.26
62555	Winterton and District	12/10/1999	Active	25	2	6	-4	-13.79%	29	10	0		2	N	SC	19	\$500.91
19781	WISBECH	11/06/1972	Active	17	3	6	-3	-15.00%	21	5	0				VP,SC	0	\$758.46
	Exc Award (06/30/2020, 06/30/2021)																
41743	WOODBRIIDGE & DISTRICT	07/30/1982	Active	13	0	0	0	0.00%	17		11				VP,SC	24+	
65293	WOODHALL SPA	05/01/2002	Active	1	0	12	-12	-92.31%	14	10	0		None		P,S,T,M,VP SC	24	
31360	WROXHAM & HOVETON L C	11/07/1975	Active	15	0	1	-1	-6.25%	16	2	1			N	SC	24+	\$954.76
	Exc Award (06/30/2021)																
19782	WYMONDHAM	12/11/1969	Active	13	0	1	-1	-7.14%	13	25	8			N	M,SC	24+	\$188.98



## Club Health Assessment for District 105CE through May 2025

			Status	Membership							Reports					Finance	LCIF
Club Number	Club Name	Charter Date		Current Member Count	YTD Members Added	YTD Members Dropped	YTD Net Growth	YTD Net Growth%	Member Count 12 Months Ago	Avg. length of service for dropped members	Months Since Last MMR ***	Yrs. Since Last Officer Report	President Rotation	Vice President Reported ****	Months Since Last Activity Report ***	Account Balance	Donations for current Fiscal Year
			Number of times on status quo within last two years	If below 15 members appears				If net loss is greater than 20% appears			If no report in 3 months appears in	When more than one year appears in	Number of repeat terms	Notes the officers that do not have an active	If no report at 12 months appears in red		

Clubs Cancelled Previous Fiscal Year – Clubs Cancelled within last 12 months may be reinstated

Club Number	Club Name	Charter Date	Current Status*	Cancellation Date
31754	HUNTINGDON GRAFHAM WATER	02/24/1976	Cancelled(6*)	01/29/2024
19887	NORTH NOTTS L C	03/04/1969	Cancelled(6*)	01/29/2024
34396	NOTTS/DERBY HEMLOCKSTONE L C	08/16/1977	Cancelled(6*)	06/29/2024
47431	WELLS NEXT THE SEA	06/09/1987	Cancelled(8*)	12/29/2023

Current Total Clubs Count	YTD New Clubs Count	YTD Cancelled Clubs Count	YTD Net Club Gain	Current Total Members Count	YTD Add	YTD Drop	YTD Net Growth	YTD Net Growth %	Member Count 12 Months Ago	Average Member Count Per Club	% of Clubs with less than 20 members	% No MMR in 3 Months	% No Officer Report in 12 Months	% of Clubs with balance 90+ days	Number of Clubs in Status Quo	% Status Quo Clubs in Financial Suspension	Number of Cancelled Clubs	Average Cancelled Club Age	Members Lost Due to Cancellation	% of Clubs Cancelled for Non-Financial Reasons
81	0	0	0	1,361	96	127	-31	-2.23%	1,438	17	67%	31%	0%	4%	0	0%	0	0	0	0%

\* - P - Priority Club. Cancellation Reasons: 1-Objectives/conduct, 2-Non-active club, 5-Non-existing club, 6-Disbanding, 7-Merger, 8-Financial Suspension, 9-District/Multiple District Dues.

\*\* - Abbreviation: P-President, S-Secretary, T-Treasurer, M-Member Chairperson, VP-First Vice President, MC-Communications Chairperson, SC-Service Chairperson

\*\*\* - Abbreviation: N/R - Never reported using the Lions Clubs website, N/A - Not applicable, No password registered for the Lions Clubs website.

\*\*\*\* - Abbreviation: N - New, IP - Immediate Past, R - Repeat.



# Club Health Assessment for District 105CN through May 2025

			Status	Membership							Reports					Finance		LCIF
Club Number	Club Name	Charter Date		Current Member Count	YTD Members Added	YTD Members Dropped	YTD Net Growth	YTD Net Growth%	Member Count 12 Months Ago	Avg. length of service for members	Months Since Last MMR ***	Yrs. Since Last Officer Report	President Rotation	Vice President Reported ****	Months Since Last Activity Report ***	Account Balance	Donations for current Fiscal Year	
			Number of times on status quo within last two years	If below 15 members appears				If net loss is greater than 20% appears			If no report in 3 months appears in	When more than one year appears in	Number of repeat terms	Notes the officers that do not have appears in an active	If no report at 12 months red			
Clubs more than two years old																		
19783	ACCRINGTON	06/08/1967	Active	8	0	0	0	0.00%	9		0			IP	M,SC	19		
	Exc Award (06/30/2018)																	
35381	ANGLESEY CENTRAL L C	04/17/1978	Active	8	0	0	0	0.00%	8		12		9	R	M,SC	24+	\$267.74	
31756	ASHBY-DE-LA-ZOUCH & COALVILLE	02/24/1976	Active	21	0	1	-1	-4.55%	17	9	1				M,VP,SC	4	\$1,243.44	
	Exc Award (06/30/2023)																	
33101	Barton under Needwood & District	12/08/1976	P- Active	9	10	1	9	100.00%	6	21	0				M,VP,SC	0	\$133.87	
55969	BEAUMARIS-MENAI-AETHWY	07/11/1994	Active	5	0	0	0	0.00%	5		7		2		M,VP,SC	24+	\$252.82	
55181	BERT MASON INTERNET	01/05/1994	Active	4	0	0	0	0.00%	4		10		7		M,VP,SC	24+		
47914	BIRCHWOOD	12/04/1987	Active	19	0	2	-2	-9.52%	21	16	5		3		M,VP,SC	2	\$1,576.93	
34540	BIRKENHEAD	10/06/1977	Active	5	0	1	-1	-16.67%	12	29	5		3		S,T,M,VP,SC	N/R		
19786	BLACKBURN	12/19/1961	Active	6	1	3	-2	-25.00%	8	22	3		3		M,VP,SC	N/R	\$669.35	
19788	BOLTON	06/18/1968	Active	17	1	4	-3	-15.00%	20	16	0				VP	1		
	Exc Award (06/30/2024)																	
31863	BRIDGNORTH	03/15/1976	Active	26	3	2	1	4.00%	25	8	2				M,VP,SC	N/R	\$3,891.07	
	Exc Award (06/30/2018)																	
34394	BURNLEY	08/22/1977	Active	4	0	0	0	0.00%	4		1				M,VP,SC	24+		
46930	BURNTWOOD	02/16/1987	Active	7	0	0	0	0.00%	7		14		2	R	M,SC	24+		
19790	BURY	03/23/1967	Active	13	2	2	0	0.00%	13	4	0			N	M,SC	5		
32327	CAERNARFON	05/28/1976	Active	9	0	0	0	0.00%	10		1				M,VP,SC	N/R		
108281	CANNOCK	05/06/2010	Active	10	0	1	-1	-9.09%	11	10	1			N	M,SC	3	\$248.69	
47980	CHEADLE	12/31/1987	Active	11	2	2	0	0.00%	11	4	2				M,VP,SC	21	\$1,285.88	
	Exc Award (06/30/2023)																	
19793	CHESTER	01/06/1960	Active	13	0	2	-2	-13.33%	18	45	1				T,M,VP,SC	17	\$1,152.93	
31272	CHORLEY AND LEYLAND	10/07/1975	Active	13	3	2	1	8.33%	12	1	4		7	R	M,SC	6		
19812	CITY OF LIVERPOOL	04/03/1962	Active	15	0	0	0	0.00%	15		12				VP,SC	8		




# Club Health Assessment for District 105CN through May 2025

			Status	Membership							Reports					Finance		LCIF
Club Number	Club Name	Charter Date		Current Member Count	YTD Members Added	YTD Members Dropped	YTD Net Growth	YTD Net Growth%	Member Count 12 Months Ago	Avg. length of service for dropped members	Months Since Last MMR ***	Yrs. Since Last Officer Report	President Rotation	Vice President Reported ****	Months Since Last Activity Report ***	Account Balance	Donations for current Fiscal Year	
			Number of times on status quo within last two years	If below 15 members appears	If net loss is greater than 20% appears					If no report in 3 months appears in		When more than one year appears in	Number of repeat terms	Notes the officers that do not have an active	If no report at 12 months appears in red			
42679	CLITHEROE	05/16/1983	Active	12	0	3	-3	-20.00%	15	28	0		None	P,M,VP,SC	N/R			
30273	CONGLETON	02/28/1975	Active	8	1	2	-1	-11.11%	9	11	0			VP,SC	1		\$621.72	
Exc Award (06/30/2023)																		
19797	CREWE	01/16/1958	Active	11	6	1	5	83.33%	6	15	6		5	N	M,SC	0		
43509	CROSBY & DIST	02/21/1984	Active	21	1	0	1	5.00%	20		4			N	SC	2	\$1,277.31	
19800	DOUGLAS VALLEY L C	04/29/1970	Active	18	0	0	0	0.00%	19		1			N	M,SC	21		
19802	FLEETWOOD & CLEVELEYS	08/14/1973	Active	16	3	1	2	14.29%	14	10	0			N	M,SC	0		
19856	FLINT & DISTRICT L C	03/23/1973	Active	18	0	3	-3	-14.29%	21	27	0			N	SC	24+		
Exc Award (06/30/2023)																		
28197	FURNESS	03/27/1974	Active	15	2	0	2	15.38%	14		4			N	SC	24+	\$324.84	
Exc Award (06/30/2017)																		
19804	GARSTANG DISTRICT L C	03/02/1971	Active	24	1	3	-2	-7.69%	26	10	0		3	R	M,SC	0		
98962	GNOSALL NEWPORT AND DISTRICT	04/03/2007	Active	9	1	0	1	12.50%	8		4		4		VP,SC	0	\$385.24	
37169	GRANGE-OVER-SANDS & DIST L C	05/25/1979	Active	14	0	4	-4	-22.22%	18	7	0			N	S,M,SC	23	\$1,192.31	
127155	Hednesford Centennial	03/29/2016	Active	5	0	1	-1	-16.67%	6	10	1		7		M,VP,SC	24+		
19805	HEYWOOD	11/06/1972	Active	5	0	1	-1	-16.67%	6	3	7				M,VP,SC	2	\$389.81	
129831	Hyndburn Centennial	01/11/2017	Active	11	0	2	-2	-15.38%	13	9	5			R	M,SC	21	\$66.94	
36484	IRONBRIDGE-SEVERN GORGE L C	01/11/1979	Active	23	2	1	1	4.55%	22	0	0		None		P,M,VP,SC	24+		
Exc Award (06/30/2022)																		
20159	ISLE OF MAN L C	11/27/1968	Active	20	0	2	-2	-9.09%	22	5	1		None	N	P,SC	24+		
29302	KENDAL & DISTRICT	05/08/1974	Active	15	3	1	2	15.38%	14	3	0				M,VP,SC	0	\$3,958.09	
48872	KESWICK	08/30/1988	Active	32	2	1	1	3.23%	30	23	0				M,VP,SC	1	\$1,337.25	
19803	KIRKHAM & FYLDE RURAL LC	03/17/1964	Cancelled(6*)	0	0	3	-3	-100.00%	12	35	9	1	None		P,S,T,M,VP SC	15	\$2,136.54	
31862	KNUTSFORD & DISTRICT L C	03/17/1976	Active	22	2	0	2	10.00%	20		2		5		M,VP,SC	14	\$1,143.64	
19808	LANCASTER MORECAMBE	10/09/1968	Active	11	0	1	-1	-8.33%	12	12	0				VP,SC	0	\$577.81	



# Club Health Assessment for District 105CN through May 2025

			Status	Membership							Reports					Finance	LCIF	
Club Number	Club Name	Charter Date		Current Member Count	YTD Members Added	YTD Members Dropped	YTD Net Growth	YTD Net Growth%	Member Count 12 Months Ago	Avg. length of service for dropped members	Months Since Last MMR ***	Yrs. Since Last Officer Report	President Rotation	Vice President Reported ****	Months Since Last Activity Report ***	Account Balance	Donations for current Fiscal Year	
			Number of times on status quo within last two years	If below 15 members appears				If net loss is greater than 20% appears			If no report in 3 months appears in	When more than one year appears in	Number of repeat terms		Notes the officers that do not have an active	If no report at 12 months red		
Exc Award (06/30/2024)																		
52973	LEEK	04/24/1992	Active	11	1	0	1	10.00%	10		0		2	R	T,SC	24+	90+ Days	\$126.46
54998	LEIGH	10/26/1993	Cancelled(6*)	0	3	11	-8	-100.00%	8	14	2		None		P,S,T,M,VP SC	24+		
19811	LICHFIELD	11/27/1972	Active	5	0	10	-10	-66.67%	15	9	3		3		M,VP,SC	5		\$64.97
45908	LITTLEBOROUGH & DIST LC	03/24/1986	Active	7	0	2	-2	-22.22%	10	33	0		2		T,M,VP,SC	7		
33354	LLANDUDNO	02/08/1977	Active	40	5	1	4	11.11%	35	41	0			N	M	2		\$3,291.35
Exc Award (06/30/2020, 06/30/2023)																		
19816	LYTHAM ST ANNES	05/10/1962	Active	8	0	1	-1	-11.11%	10	51	2				M,VP,SC	24+		\$629.92
19817	MACCLESFIELD & DISTRICT	08/07/1972	Active	15	1	1	0	0.00%	15	2	4		6	N	M	3		\$133.87
Exc Award (06/30/2024)																		
129830	Maghull & District	01/11/2017	Active	11	0	0	0	0.00%	11		30	1	None		P,S,T,M,VP SC	N/R		\$803.07
35600	MARYPORT	05/15/1978	Cancelled(6*)	0	0	5	-5	-100.00%	5	33	5	1	None		P,S,T,M,VP SC	24+		
37475	MATLOCK DERWENT VALLEY	08/24/1979	Active	17	1	0	1	6.25%	16		3		2	N	S,SC	9		
Exc Award (06/30/2016)																		
62583	MIDDLE MARCHES	12/27/1999	Active	3	0	0	0	0.00%	3		13		None	R	P,M,SC	11		\$446.40
138694	Nantwich	06/18/2019	Status Quo(2)	6	0	0	0	0.00%	6		20	1	None		P,S,T,M,VP SC	24+	90+ Days	
47049	NEWCASTLE UNDER LYME	03/13/1987	Active	7	0	0	0	0.00%	7		0		5		M,VP,SC	24+		\$632.30
36482	ORMSKIRK AND DISTRICT	01/31/1979	Active	11	1	2	-1	-8.33%	12	35	6		2		M,VP,SC	24+		
30113	OSWESTRY	01/10/1975	Active	7	0	1	-1	-12.50%	8	14	1		5		M,VP,SC	24+		
31570	PENRITH	01/19/1976	Active	18	1	1	0	0.00%	18	6	2			N	M,VP,SC	15		\$2,090.57
19857	PRESTATYN AND RHYL LC	07/16/1969	Active	5	0	0	0	0.00%	6		11	1	None		P,S,T,M,VP SC	N/R		\$133.87
19827	PRESTWICH	11/02/1971	Active	7	1	0	1	16.67%	6		6		4		M,VP,SC	24+		
50177	ROCHDALE	02/09/1990	Active	6	0	0	0	0.00%	6		26	1	None		P,S,T,M,VP SC	24+		
36335	ROMILEY MARPLE & DISTRICT	12/04/1978	Active	11	0	3	-3	-21.43%	14	4	0				S,VP	24		\$649.68
Exc Award (06/30/2021)																		
52602	RUGELEY AND DISTRICT	03/02/1992	Active	10	0	0	0	0.00%	10		0		7		VP,SC	0		



# Club Health Assessment for District 105CN through May 2025

Club Number	Club Name	Charter Date	Status	Membership							Reports					Finance	LCIF
				Current Member Count	YTD Members Added	YTD Members Dropped	YTD Net Growth	YTD Net Growth%	Member Count 12 Months Ago	Avg. length of service for dropped members	Months Since Last MMR ***	Yrs. Since Last Officer Report	President Rotation	Vice President Reported ****	Months Since Last Activity Report ***	Account Balance	Donations for current Fiscal Year
			Number of times on status quo within last two years	If below 15 members appears				If net loss is greater than 20% appears			If no report in 3 months appears	When more than one year appears in	Number of repeat terms	Notes the officers that do not have an active	If no report at 12 months appears in red		
19833	SALE AND DISTRICT	12/06/1971	Active	13	4	3	1	8.33%	12	28	0		2	N	M,SC	0	\$572.61
46847	SHEPSHED	01/27/1987	Active	23	4	1	3	15.00%	22	49	2				M,VP,SC	14	
19838	SOUTHPORT	02/13/1962	Active	21	4	0	4	23.53%	16		2			N	SC	N/R	
34040	STAFFORD	06/03/1977	Active	32	1	3	-2	-5.88%	34	5	2		4	N		0	
Exc Award (06/30/2019, 06/30/2021, 06/30/2022)																	
19839	STOCKPORT	05/21/1968	Active	5	0	0	0	0.00%	5		29	2	None		P,S,T,M,VP SC	24+	\$887.49
45705	STOCKTON HEATH & DISTRICT	01/27/1986	Active	2	0	0	0	0.00%	2		13	2	None		P,S,T,M,VP SC	24+	
28052	STOKE ON TRENT L C	02/18/1974	Active	21	1	3	-2	-8.70%	23	22	0			N		0	
36485	STONE	01/11/1979	Active	23	2	0	2	9.52%	22		0				M,VP,SC	24+	
60095	UPHOLLAND TAWD VALE	11/14/1997	Active	26	3	0	3	13.04%	23		1				M,VP,SC	24+	\$2,010.67
31359	URMSTON	11/07/1975	Active	16	2	0	2	14.29%	14		6			R	S,M,SC	5	
30205	UTTOXETER	02/07/1975	Active	26	2	1	1	4.00%	25	0	2				VP,SC	6	
30888	VALE ROYAL	06/06/1975	Active	13	0	2	-2	-13.33%	15	20	0		2		M,VP	10	
31151	WALLASEY	08/25/1975	Active	9	0	3	-3	-25.00%	15	9	7			N	SC	24+	\$9,471.88
19842	WARRINGTON	05/27/1968	Active	19	0	4	-4	-17.39%	23	6	5		6		T,M,VP,SC	N/R	
124720	Whalley and District	04/23/2015	Active	18	0	0	0	0.00%	19		10			R	SC	2	
Exc Award (06/30/2018)																	
29413	WINDERMERE AND AMBLESIDE	05/31/1974	Active	11	0	1	-1	-8.33%	13	5	6			N	M,SC	24+	\$1,980.78
19858	WREXHAM MAELOR	04/19/1963	Active	8	0	0	0	0.00%	10		9			N	S,SC	0	

Clubs Cancelled Previous Fiscal Year – Clubs Cancelled within last 12 months may be reinstated

Club Number	Club Name	Charter Date	Current Status*	Cancellation Date
47154	ALSAGER	04/13/1987	Cancelled(6*)	06/29/2024
19849	SOUTH MANCHESTER	10/07/1971	Cancelled(6*)	07/29/2023
19841	TELFORD	04/16/1969	Cancelled(6*)	06/29/2024
19850	WIRRAL	07/02/1968	Cancelled(6*)	05/29/2024



## Club Health Assessment for District 105CN through May 2025

Club Number			Club Name			Charter Date			Status					Membership					Reports					Finance		LCIF
									Current Member Count	YTD Members Added	YTD Members Dropped	YTD Net Growth	YTD Net Growth%	Member Count 12 Months Ago	Avg. length of service for dropped members	Months Since Last MMR ***	Yrs. Since Last Officer Report	President Rotation	Vice President Reported ****	Months Since Last Activity Report ***	Account Balance	Donations for current Fiscal Year				
									Number of times on status quo within last two years	If below 15 members appears			If net loss is greater than 20% appears			If no report in 3 months appears in		When more than one year appears in	Number of repeat terms	Notes the officers that do not have an active		If no report at 12 months appears in red				
Current Total Clubs Count	YTD New Clubs Count	YTD Cancelled Clubs Count	YTD Net Club Gain	Current Total Members Count	YTD Add	YTD Drop	YTD Net Growth	YTD Net Growth %	Member Count 12 Months Ago	Average Member Count Per Club	% of Clubs with less than 20 members	% No MMR in 3 Months	% No Officer Report in 12 Months	% of Clubs with balance 90+ days	Number of Clubs in Status Quo	% Status Quo Clubs in Financial Suspension	Number of Cancelled Clubs	Average Cancelled Club Age	Members Lost Due to Cancellation	% of Clubs Cancelled for Non-Financial Reasons						
76	0	3	-3	1,024	83	112	-29	-2.75%	1,087	13	79%	43%	8%	3%	1	100%	3	113	19	100%						

\* - P - Priority Club. Cancellation Reasons: 1-Objectives/conduct, 2-Non-active club, 5-Non-existing club, 6-Disbanding, 7-Merger, 8-Financial Suspension, 9-District/Multiple District Dues.

\*\* - Abbreviation: P-President, S-Secretary, T-Treasurer, M-Member Chairperson, VP-First Vice President, MC-Communications Chairperson, SC-Service Chairperson

\*\*\* - Abbreviation: N/R - Never reported using the Lions Clubs website, N/A - Not applicable, No password registered for the Lions Clubs website.

\*\*\*\* - Abbreviation: N - New, IP - Immediate Past, R - Repeat.





# Club Health Assessment for District 105CW through May 2025

Club Number	Club Name	Charter Date	Status	Membership							Reports					Finance	LCIF
				Current Member Count	YTD Members Added	YTD Members Dropped	YTD Net Growth	YTD Net Growth%	Member Count 12 Months Ago	Avg. length of service for dropped members	Months Since Last MMR ***	Yrs. Since Last Officer Report	President Rotation	Vice President Reported ****	Months Since Last Activity Report ***	Account Balance	Donations for current Fiscal Year
			Number of times on status quo within last two years	If below 15 members appears				If net loss is greater than 20% appears			If no report in 3 months appears	When more than one year appears in	Number of repeat terms	Notes the officers that do not have an active	If no report at 12 months appears in red		
<b>Clubs less than two years old</b>																	
172952	Coventry Earlsdon	07/05/2024	Active	29	30	1	29	100.00%	0	3	4			M,VP,SC	9		\$2,176.02
154787	Coventry Holybush	06/20/2023	Active	8	1	9	-8	-50.00%	21	1	0		3	VP,SC	6		
172257	Coventry Kenyan	06/17/2024	Active	20	0	0	0	0.00%	0		11		2	M,VP,SC	N/R		
179742	Coventry Nepalese	12/05/2024	Active(1)	20	20	0	20	100.00%	0		5			M,VP,SC	N/R		
154603	Coventry Phoenix	06/13/2023	Active	64	87	51	36	128.57%	38	2	0			S,VP,SC	2		\$2,940.41
Exc Award (06/30/2024)																	
154693	Coventry Sonali	06/13/2023	Active	20	6	4	2	11.11%	25	1	2		3	M,VP,SC	8		
154788	Coventry Trinity	06/20/2023	Active	21	5	2	3	16.67%	19	4	4		3	M,VP,SC	6		\$313.81
154793	Northampton Castle	06/20/2023	Active	6	0	3	-3	-33.33%	12	1	0		3	M,VP,SC	8		
172797	Rugby Heritage	08/07/2024	Active	20	43	23	20	100.00%	0	2	0			VP,SC	0		\$1,291.51
180546	Warwickshire Westwood	03/27/2025	Newly Chartered	25	25	0	25	100.00%	0		0			T,M,VP,SC	0		
158051	Wolverhampton Nepalese	04/30/2024	Active(1)	29	17	8	9	45.00%	20	1	0		2	M,VP,SC	N/R		
<b>Clubs more than two years old</b>																	
32817	ABERTILLERY	10/05/1976	Active	16	0	0	0	0.00%	16		6			M,VP,SC	24+		
49348	ALDRIDGE & DIST	03/29/1989	Cancelled(6*)	0	0	4	-4	-100.00%	6	25	8		None	P,S,T,M,VP SC	7		\$125.98
Exc Award (06/30/2017)																	
19959	AMMANFORD	02/12/1970	Active	16	2	3	-1	-5.88%	20	20	0		8	R S,M,SC	1		\$381.80
Exc Award (06/30/2022)																	
19784	BALSALL COMMON	12/26/1973	Active	49	5	24	-19	-27.94%	68	6	1			VP	0		\$3,407.04
Exc Award (06/30/2018, 06/30/2021, 06/30/2024)																	
31471	BARWELL & EARL SHILTON	12/08/1975	Active	19	1	2	-1	-5.00%	20	26	0			N SC	0		\$795.47
Exc Award (06/30/2021, 06/30/2023)																	
34312	BEDWORTH	07/18/1977	Active	7	0	0	0	0.00%	7		23		9	M,VP,SC	8		
Exc Award (06/30/2024)																	
44062	BILSTON & WILLENHALL L C	06/25/1984	Active	12	4	1	3	33.33%	9	1	1		13	M,VP,SC	1		\$313.81
Exc Award (06/30/2024)																	



# Club Health Assessment for District 105CW through May 2025

			Status	Membership							Reports					Finance	LCIF
Club Number	Club Name	Charter Date		Current Member Count	YTD Members Added	YTD Members Dropped	YTD Net Growth	YTD Net Growth%	Member Count 12 Months Ago	Avg. length of service for dropped members	Months Since Last MMR ***	Yrs. Since Last Officer Report	President Rotation	Vice President Reported ****	Months Since Last Activity Report ***	Account Balance	Donations for current Fiscal Year
			Number of times on status quo within last two years	If below 15 members appears				If net loss is greater than 20% appears			If no report in 3 months appears in	When more than one year appears in	Number of repeat terms	Notes the officers that do not have an active	If no report at 12 months red		
37252	BIRMINGHAM ACOCKS GREEN Exc Award (06/30/2024)	06/11/1979	Active	22	2	2	0	0.00%	22	5	0			R	0		\$448.68
47229	BIRMINGHAM CHINATOWN	04/20/1987	Active	20	1	0	1	5.26%	22		0			N	3		\$3,580.59
46058	BIRMINGHAM HANDSWORTH	04/04/1986	Active	18	0	0	0	0.00%	18		24			M,VP,SC	7		\$1,715.28
43027	BIRMINGHAM MOSELEY & KINGS HEATH	09/01/1983	Active	21	4	0	4	23.53%	18		0			VP,SC	1		\$423.01
19960	BLACK MOUNTAINS L C	02/22/1973	Active	9	0	5	-5	-35.71%	14	15	0			S,T,VP,SC	5		\$1,820.80
19961	BRECON	03/22/1972	Active	12	0	0	0	0.00%	12		14			VP,SC	5		\$131.65
30206	BRIDGEND	02/07/1975	Active	19	1	2	-1	-5.00%	20	19	0			N	5		\$751.16
19976	BRISTOL BRUNEL	07/16/1971	Active	21	2	4	-2	-8.70%	23	18	0			R	0		\$6,091.67
38076	BROMSGROVE	02/29/1980	Active	9	0	0	0	0.00%	9		2		4	M,VP,SC	1		\$767.71
145087	Bromyard	02/16/2021	Active	11	0	0	0	0.00%	11		1		2	M,VP,SC	2		\$155.43
38331	CAERFFILI	04/25/1980	Active	4	0	0	0	0.00%	4		0		3	P,M,VP,SC	24+		\$401.17
19962	CARDIFF	01/18/1968	Active	10	0	1	-1	-9.09%	11	19	8		2	M,VP,SC	7		\$629.92
29225	CARMARTHEN	04/26/1974	Active	12	1	0	1	9.09%	11		8			P,T,M,VP,SC	0		
49798	CASTLE BROMWICH & DIST	08/04/1989	Active	13	1	2	-1	-7.14%	14	6	0			VP,SC	8		
142354	Central West British Isles 2020 Virtual Exc Award (06/30/2021, 06/30/2023)	08/21/2020	Active	22	8	1	7	46.67%	15	4	6		2	VP	1		\$282.88
19983	CHELTENHAM	06/15/1960	Active	12	0	1	-1	-7.69%	12	48	7			N	7		\$312.39
19984	CHEPSTOW AND CALDICOT	11/24/1971	Active	21	5	4	1	5.00%	12	34	1		4	VP,SC	0		\$574.16
19986	CHIPPING SODBURY Exc Award (06/30/2017, 06/30/2024)	12/16/1970	Active	15	0	3	-3	-16.67%	17	15	3		None	P,VP,SC	1		\$629.92
29542	CORBY & DISTRICT Exc Award (06/30/2024)	06/28/1974	Active	14	0	0	0	0.00%	13		11			N	7		\$1,316.54
49170	COTSWOLD FOSSEWAY	01/25/1989	Cancelled(6*)	0	0	2	-2	-100.00%	2	15	13		None	P,S,T,M,VP SC	7		
55699	COVENTRY GODIVA Exc Award (06/30/2018, 06/30/2022, 06/30/2024)	05/16/1994	Active	54	4	1	3	5.88%	52	1	0			N	5		\$3,150.49




# Club Health Assessment for District 105CW through May 2025

			Status	Membership							Reports					Finance		LCIF
Club Number	Club Name	Charter Date		Current Member Count	YTD Members Added	YTD Members Dropped	YTD Net Growth	YTD Net Growth%	Member Count 12 Months Ago	Avg. length of service for dropped members	Months Since Last MMR ***	Yrs. Since Last Officer Report	President Rotation	Vice President Reported ****	Months Since Last Activity Report ***	Account Balance	Donations for current Fiscal Year	
			Number of times on status quo within last two years	If below 15 members appears				If net loss is greater than 20% appears			If no report in 3 months appears in	When more than one year appears in	Number of repeat terms	Notes the officers that do not have an active	If no report at 12 months appears in red			
45911	COVENTRY LEOFRIC	03/25/1986	Active	24	3	7	-4	-14.29%	28	22	0			M,VP	0		\$5,224.51	
Exc Award (06/30/2019, 06/30/2020, 06/30/2021)																		
44752	DROITWICH	03/11/1985	Active	24	4	0	4	20.00%	19		0			VP,SC	0		\$896.51	
Exc Award (06/30/2024)																		
45912	DUDLEY	03/21/1986	Active	3	0	4	-4	-57.14%	7	4	0			M,VP,SC	6			
39814	DURSLEY	04/28/1981	Active	29	1	3	-2	-6.45%	30	28	0		N	SC	18			
61695	FISHGUARD AND GOODWICK	03/31/1999	Active	5	0	0	0	0.00%	5		13		4	S,M,VP,SC	24+			
19993	FOREST OF DEAN L C	02/22/1973	Active	12	1	0	1	9.09%	11		2			IP	M,SC	0	\$1,746.68	
19964	GLANTAWSE SWANSEA VALLEY	11/08/1973	Active	11	0	2	-2	-15.38%	13	29	5		2	M,VP,SC	10		\$1,650.51	
Exc Award (06/30/2016, 06/30/2018)																		
19965	GOWER & LLWCHWR ESTUARY	01/11/1971	Active	10	2	5	-3	-23.08%	14	17	0		2	VP,SC	1			
Exc Award (06/30/2018, 06/30/2021, 06/30/2022)																		
117658	HARBOROUGH TWENTY 12	08/15/2012	Active	17	0	0	0	0.00%	17		11		2	N	M,SC	1		\$313.81
Exc Award (06/30/2023)																		
19996	HEREFORD	03/24/1959	Active	23	3	4	-1	-4.17%	26	18	0			M,VP,SC	8		\$1,329.84	
30112	HINCKLEY BURBAGE	01/10/1975	Active	14	0	0	0	0.00%	15		10			M,VP,SC	5		\$314.96	
Exc Award (06/30/2022)																		
19806	KENILWORTH	06/09/1969	Active	59	6	4	2	3.51%	57	5	0			N	SC	1	90+ Days	\$4,478.62
Exc Award (06/30/2023, 06/30/2024)																		
19807	KETTERING & DISTRICT L C	12/27/1972	Active	21	2	0	2	10.53%	19		1		None	P,M,VP,SC	7	90+ Days	\$158.07	
28150	KIDDERMINSTER&DISTRICT	03/15/1974	Active	5	0	0	0	0.00%	5		13		5	M,VP,SC	5		\$313.81	
30204	KINGSWINFORD-STOURBRI DGE	02/05/1975	Active	13	1	4	-3	-18.75%	16	20	1		3	M,VP,SC	3		\$1,375.99	
39064	KINGTON	11/10/1980	Active	0	0	5	-5	-100.00%	5	7	0		None	P,S,T,M,VP SC	8			
31757	KNOWLE & DORRIDGE	02/24/1976	Active	13	1	0	1	8.33%	12		5			M,VP,SC	23		\$658.27	
35387	LECHLADE & DISTRICT	04/07/1978	Active	27	1	0	1	3.85%	27		6			M,VP,SC	1		\$1,581.14	
Exc Award (06/30/2021, 06/30/2024)																		



# Club Health Assessment for District 105CW through May 2025

			Status	Membership							Reports					Finance	LCIF
Club Number	Club Name	Charter Date		Current Member Count	YTD Members Added	YTD Members Dropped	YTD Net Growth	YTD Net Growth%	Member Count 12 Months Ago	Avg. length of service for dropped members	Months Since Last MMR ***	Yrs. Since Last Officer Report	President Rotation	Vice President Reported ****	Months Since Last Activity Report ***	Account Balance	Donations for current Fiscal Year
			Number of times on status quo within last two years	If below 15 members appears					If net loss is greater than 20% appears			If no report in 3 months appears in	When more than one year appears in	Number of repeat terms	Notes the officers that do not have an active	If no report at 12 months appears in red	
19792	LEICESTER CHARNWOOD	01/28/1974	Active	39	1	1	0	0.00%	39	43	6			N	P,SC	1	\$1,338.71
Exc Award (06/30/2023, 06/30/2024)																	
19810	LEICESTER HOST	04/18/1952	Active	14	0	0	0	0.00%	14		0			N	M,SC	7	\$157.48
Exc Award (06/30/2023)																	
42682	LLANTWIT MAJOR AND COWBRIDGE	05/26/1983	Active	20	1	2	-1	-4.76%	22	12	0			N	SC	10	\$543.69
38813	LUTTERWORTH	07/21/1980	Active	7	2	3	-1	-12.50%	8	14	4			N	T,M,SC	7	
Exc Award (06/30/2023)																	
30473	MALVERN HILLS	03/31/1975	Active	10	0	0	0	0.00%	10		18		3		M,VP,SC	24+	\$314.96
34121	MARSTON GREEN & DIST L C	06/24/1977	Active	15	1	1	0	0.00%	16	10	5				M,VP	8	\$1,159.63
Exc Award (06/30/2021, 06/30/2023)																	
29383	MELTON MOWBRAY	05/23/1974	Active	33	7	1	6	22.22%	29	1	0			N	SC	1	\$827.12
Exc Award (06/30/2022, 06/30/2023, 06/30/2024)																	
29304	MONMOUTH GWENT	05/17/1974	Cancelled(6*)	0	0	2	-2	-100.00%	2	5	6		None		P,S,T,M,VP SC	8	\$818.11
19968	NEWPORT	01/25/1965	Active	20	2	0	2	11.11%	21		1			R		3	\$313.81
19821	NORTHAMPTON	09/25/1968	Active	13	4	0	4	44.44%	9		0		3		VP	0	\$410.86
Exc Award (06/30/2023)																	
39063	NORTHAMPTON EIGHTY	11/17/1980	Active	8	0	0	0	0.00%	8		1		2		M,VP,SC	8	\$156.90
38868	OADBY & WIGSTON	08/13/1980	Active	17	0	5	-5	-22.73%	23	29	0		2		VP,SC	5	
Exc Award (06/30/2024)																	
38176	PEMBROKE & PEMBROKE DOCK L C	03/11/1980	Active	14	1	1	0	0.00%	15	1	0		3	R	VP	10	\$2,664.02
Exc Award (06/30/2022)																	
38977	PORTHCAWL	10/21/1980	Active	20	1	3	-2	-9.09%	22	28	1		2	N	SC	19	\$634.47
19829	REDDITCH	06/19/1972	Active	15	0	1	-1	-6.25%	16	35	9		2		M,VP,SC	5	
20008	ROSS ON WYE	03/02/1971	Active	28	7	1	6	27.27%	24	3	5			N		0	\$1,934.35
Exc Award (06/30/2018, 06/30/2023)																	
19832	RUGBY ROKEBY L C	01/18/1968	Active	19	2	1	1	5.56%	23	4	4			N	M,SC	4	\$627.61
Exc Award (06/30/2021, 06/30/2022)																	



# Club Health Assessment for District 105CW through May 2025

Club Number	Club Name	Charter Date	Status	Membership							Reports					Finance	LCIF
				Current Member Count	YTD Members Added	YTD Members Dropped	YTD Net Growth	YTD Net Growth%	Member Count 12 Months Ago	Avg. length of service for dropped members	Months Since Last MMR ***	Yrs. Since Last Officer Report	President Rotation	Vice President Reported ****	Months Since Last Activity Report ***	Account Balance	Donations for current Fiscal Year
			Number of times on status quo within last two years	If below 15 members appears				If net loss is greater than 20% appears			If no report in 3 months appears in	When more than one year appears in	Number of repeat terms	Notes the officers that do not have an active	If no report at 12 months red		
30737	RUSHDEN & DISTRICT	05/13/1975	Active	6	0	1	-1	-14.29%	7	2	6		15	T,M,VP	0		\$516.43
	Exc Award (06/30/2023)																
30475	RUTLAND	03/31/1975	Active	24	0	1	-1	-4.00%	26	2	4			M,VP,SC	6		\$638.57
	Exc Award (06/30/2023, 06/30/2024)																
105008	SANDWELL	03/18/2009	Active	22	0	0	0	0.00%	22		1			N SC	0		\$404.96
	Exc Award (06/30/2021)																
39288	SEVERN DEAN L C	01/06/1981	Active	13	1	3	-2	-13.33%	16	3	1			R M,SC	0		\$1,803.75
	Exc Award (06/30/2024)																
19834	SHAKESPEARE L C	01/26/1967	Active	31	3	8	-5	-13.89%	36	10	0		None	P,M,VP,SC	2		
34669	SHIRLEY	11/17/1977	Active	23	1	3	-2	-8.00%	27	7	0			VP	0		
	Exc Award (06/30/2017, 06/30/2021, 06/30/2024)																
19836	SOLIHULL	06/24/1969	Active	12	1	1	0	0.00%	13	7	4			M,VP,SC	8		
19837	SOUTHAM	05/21/1971	Active	26	1	3	-2	-7.14%	28	19	0			M,VP,SC	0		\$629.92
39555	STOUR VALLEY	03/10/1981	Active	16	1	1	0	0.00%	16	2	0		None	P,T,VP,SC	0		\$1,338.71
	Exc Award (06/30/2024)																
19840	SUTTON COLDFIELD AND ERDINGTON	04/11/1962	Active	10	0	0	0	0.00%	10		22		3	M,VP,SC	24+		
19969	SWANSEA	05/16/1968	Active	6	0	0	0	0.00%	6		23		2	M,VP,SC	10		
33723	TENBY AND DISTRICT	04/30/1977	Active	12	1	8	-7	-36.84%	19	15	6			M,VP,SC	7		\$1,316.54
20014	TETBURY	10/23/1973	Active	23	2	6	-4	-14.81%	28	9	0			N SC	8	90+ Days	\$1,294.43
47786	THORNBURY	10/19/1987	Active	14	1	2	-1	-6.67%	15	34	1			N SC	7		\$8,922.64
102582	THURNBY	06/21/2008	Active	4	1	7	-6	-60.00%	10	11	0			M,VP,SC	7		
29134	TOWCESTER & DISTRICT	04/03/1974	Cancelled(6*)	0	0	8	-8	-100.00%	11	32	6		None	P,S,T,M,VP SC	6		\$206.31
29859	WALSALL	10/14/1974	Cancelled(6*)	0	0	7	-7	-100.00%	7	3	5	1	None	P,S,T,M,VP SC	24+		
19843	WARWICK	01/19/1961	Active	19	4	3	1	5.56%	18	3	1			N	10		\$944.88
153906	Warwickshire Coaching	05/17/2023	Active(1)	8	0	2	-2	-20.00%	24	5	3			T,M,VP,SC	8		
19845	WELLESBOURNE	08/03/1971	Active	20	7	1	6	42.86%	14	16	1		2	VP,SC	5		\$1,913.55
	Exc Award (06/30/2022)																



## Club Health Assessment for District 105CW through May 2025

INTERNATIONAL

Club Number	Club Name	Charter Date	Status	Membership							Reports				Finance	LCIF	
				Current Member Count	YTD Members Added	YTD Members Dropped	YTD Net Growth	YTD Net Growth%	Member Count 12 Months Ago	Avg. length of service for dropped members	Months Since Last MMR ***	Yrs. Since Last Officer Report	President Rotation	Vice President Reported ****	Months Since Last Activity Report ***	Account Balance	Donations for current Fiscal Year
			Number of times on status quo within last two years	If below 15 members appears				If net loss is greater than 20% appears			If no report in 3 months appears in	When more than one year appears in	Number of repeat terms	Notes the officers that do not have an active	If no report at 12 months appears in red		
19844	WELLINGBOROUGH & DISTRICT	10/23/1973	Cancelled(6*)	0	2	5	-3	-100.00%	3	7	6		None	P,S,T,M,VP SC	7		\$377.95
19852	WORCESTER WORCS	07/01/1969	Active	6	2	0	2	50.00%	6		0			M,VP,SC	10		
34122	WOTTON UNDER EDGE	06/16/1977	Active	32	4	2	2	6.67%	30	24	0		3	M,VP	8	90+ Days	\$3,164.57
Exc Award (06/30/2024)																	

Clubs Cancelled Previous Fiscal Year – Clubs Cancelled within last 12 months may be reinstated

Club Number	Club Name	Charter Date	Current Status*	Cancellation Date
31472	BIRMINGHAM EXHIBITION	12/23/1975	Cancelled(6*)	04/29/2024
48726	BLABY & DISTRICT	06/21/1988	Cancelled(6*)	05/29/2024
145939	Ceredigion Invictus	04/21/2021	Cancelled(8*)	06/29/2024
120043	Coventry Mercia	07/25/2013	Cancelled(6*)	02/29/2024
19822	NUNEATON	03/27/1968	Cancelled(6*)	04/29/2024
32432	TAMWORTH	06/21/1976	Cancelled(6*)	12/29/2023
19851	WOLVERHAMPTON	07/31/1973	Cancelled(6*)	01/29/2024

Current Total Clubs Count	YTD New Clubs Count	YTD Cancelled Clubs Count	YTD Net Club Gain	Current Total Members Count	YTD Add	YTD Drop	YTD Net Growth	YTD Net Growth %	Member Count 12 Months Ago	Average Member Count Per Club	% of Clubs with less than 20 members	% No MMR in 3 Months	% No Officer Report in 12 Months	% of Clubs with balance 90+ days	Number of Clubs in Status Quo	% Status Quo Clubs in Financial Suspension	Number of Cancelled Clubs	Average Cancelled Club Age	Members Lost Due to Cancellation	% of Clubs Cancelled for Non-Financial Reasons
91	4	6	-2	1,649	361	295	66	4.17%	1,632	18	58%	38%	0%	4%	0	0%	6	88	28	83%

\* - P - Priority Club. Cancellation Reasons: 1-Objectives/conduct, 2-Non-active club, 5-Non-existing club, 6-Disbanding, 7-Merger, 8-Financial Suspension, 9-District/Multiple District Dues.

\*\* - Abbreviation: P-President, S-Secretary, T-Treasurer, M-Member Chairperson, VP-First Vice President, MC-Communications Chairperson, SC-Service Chairperson

\*\*\* - Abbreviation: N/R - Never reported using the Lions Clubs website, N/A - Not applicable, No password registered for the Lions Clubs website.

\*\*\*\* - Abbreviation: N - New, IP - Immediate Past, R - Repeat.



# Club Health Assessment for District 105 N through May 2025

			Status	Membership							Reports					Finance		LCIF
Club Number	Club Name	Charter Date		Current Member Count	YTD Members Added	YTD Members Dropped	YTD Net Growth	YTD Net Growth%	Member Count 12 Months Ago	Avg. length of service for dropped members	Months Since Last MMR ***	Yrs. Since Last Officer Report	President Rotation	Vice President Reported ****	Months Since Last Activity Report ***	Account Balance	Donations for current Fiscal Year	
			Number of times on status quo within last two years	If below 15 members appears				If net loss is greater than 20% appears			If no report in 3 months appears in	When more than one year appears in	Number of repeat terms	Notes the officers that do not have an active	If no report at 12 months appears in red			
Clubs more than two years old																		
32643	ABERDEEN	07/19/1976	Active	10	0	2	-2	-16.67%	12	38	0		5	M,VP,SC	24+			
105382	ABERDEEN BON ACCORD	05/01/2009	Active	9	0	3	-3	-25.00%	16	3	1		3	M,VP,SC	22		\$145.48	
Exc Award (06/30/2018)																		
77736	ALLENDALE	11/21/2003	Active	17	0	3	-3	-15.00%	20	21	6			M,VP,SC	0		\$316.15	
30828	ALNWICK	05/23/1975	Active	23	4	1	3	15.00%	21	19	1			N	M,SC	24+	\$3,836.22	
57423	AYR & PRESTWICK L C	10/12/1995	Cancelled(6*)	0	0	0	0	0.00%	4		11	1	None	P,S,T,M,VP SC	18			
Exc Award (06/30/2016, 06/30/2018)																		
19860	BARNSELY DISTRICT L C	12/16/1965	Active	9	0	0	0	0.00%	9		8			VP,SC	N/R			
20077	BEVERLEY	07/09/1959	P- Active	4	1	0	1	33.33%	3		2		7	P,M,VP,SC	24+			
124552	Beverley Westwood	04/13/2015	Cancelled(6*)	0	0	0	0	0.00%	10		11	1	None	P,S,T,M,VP SC	24+			
Exc Award (06/30/2017)																		
60794	Boroughbridge	05/19/1998	Active	19	4	0	4	26.67%	14		1			N		0	\$1,807.52	
Exc Award (06/30/2017, 06/30/2022)																		
119228	BRADFORD CENTRAL	04/24/2013	Active	9	1	2	-1	-10.00%	13	2	1			N	M,SC	0	\$259.88	
115654	BRAMLEY AND WICKERSLEY	12/05/2011	Active	9	0	0	0	0.00%	9		0			M,VP,SC	0			
20079	BRIDLINGTON	08/22/1963	Active	23	8	7	1	4.55%	22	5	0			VP	14		\$105.13	
19866	CASTLEFORD & PONTEFRAC T DISTRICT	11/04/1968	Active	14	0	1	-1	-6.67%	15	1	1		3	R	M,SC	1	\$517.46	
Exc Award (06/30/2024)																		
20112	CITY OF EDINBURGH L C	03/16/1967	Cancelled(6*)	0	0	0	0	0.00%	4		10	1	None	P,S,T,M,VP SC	24+			
Exc Award (06/30/2016, 06/30/2018)																		
47155	COLNE VALLEY	04/06/1987	Active	11	2	2	0	0.00%	11	24	0			S,M,VP,SC	6		\$188.28	
20081	CONSETT	12/13/1962	Active	10	2	1	1	11.11%	9	24	0			M,VP,SC	0			
49111	DALBEATTIE & DIST L C	12/29/1988	Active	6	0	2	-2	-25.00%	9	21	0		2	N	S,M,SC	0	\$1,600.13	
20082	DARLINGTON	05/11/1961	Active	23	4	1	3	15.00%	20	2	1			P,M,VP,SC	2		\$1,882.83	
37596	DENBY DALE DISTRICT L C	10/15/1979	Active	31	4	1	3	10.71%	28	27	0			N	P,SC	24+	90+ Days \$1,579.85	





# Club Health Assessment for District 105 N through May 2025

			Status	Membership							Reports					Finance		LCIF
Club Number	Club Name	Charter Date		Current Member Count	YTD Members Added	YTD Members Dropped	YTD Net Growth	YTD Net Growth%	Member Count 12 Months Ago	Avg. length of service for dropped members	Months Since Last MMR ***	Yrs. Since Last Officer Report	President Rotation	Vice President Reported ****	Months Since Last Activity Report ***	Account Balance	Donations for current Fiscal Year	
			Number of times on status quo within last two years	If below 15 members appears						If net loss is greater than 20% appears	If no report in 3 months appears in	When more than one year appears in	Number of repeat terms	Notes the officers that do not have an active	If no report at 12 months appears in red			
20083	DERWENT L C	12/27/1972	Active	14	1	1	0	0.00%	14	1	3				VP,SC	0	90+ Days	\$3,287.96
19869	DONCASTER	03/31/1958	Active	12	2	2	0	0.00%	12	4	1				M,VP,SC	1		\$314.96
36336	DONCASTER WENT VALLEY	12/04/1978	Active	17	6	1	5	41.67%	13	6	1			N	M,SC	0		
20084	DRIFFIELD DISTRICT	04/04/1957	Cancelled(6*)	0	0	8	-8	-100.00%	9	14	5		None		P,S,T,M,VP SC	24+		
20113	DUMBARTON	03/10/1970	Active	9	0	0	0	0.00%	10		11		3		M,VP,SC	24+		
40645	DUMFRIES	12/22/1981	Active	23	3	1	2	9.52%	21	41	0			R	M,SC	0		\$790.79
39635	DUNDEE CITY	03/31/1981	Active	7	0	0	0	0.00%	6		10				M,VP,SC	N/R		\$251.97
20085	DURHAM CITY	10/02/1970	Active	6	0	3	-3	-33.33%	9	27	0			N	M,SC	24+		
Exc Award (06/30/2016)																		
36483	EASINGWOLD DISTRICT L C	01/15/1979	Active	17	3	0	3	21.43%	14		3		2		M,VP	0		\$1,525.53
Exc Award (06/30/2016, 06/30/2018)																		
55564	ELMET	04/18/1994	Active	16	4	1	3	23.08%	13	8	0		4		M,VP,SC	0		\$327.49
Exc Award (06/30/2017)																		
20086	FILEY	06/04/1964	Active	16	0	3	-3	-15.79%	19	1	0			N		1		\$2,246.64
Exc Award (06/30/2018, 06/30/2019)																		
19871	GARFORTH & DISTRICT L C	10/16/1972	Active	30	2	3	-1	-3.23%	31	7	0			N		1		\$2,372.85
20087	GOOLE DISTRICT L C	12/07/1966	Active	8	0	1	-1	-11.11%	9	1	1		6	N	T,M,SC	1		
20088	HALTEMPRICE L C	12/18/1973	Active	0	0	9	-9	-100.00%	10	9	0		None		P,S,T,M,VP SC	N/R		
19875	HARROGATE	02/16/1956	Active	0	0	8	-8	-100.00%	8	13	0		None		P,S,T,M,VP SC	24+		\$186.52
20114	HELENSBURGH	02/18/1964	Active	12	0	0	0	0.00%	12		3		4		VP	2		\$649.69
67028	HOLDERNESS	12/19/2002	Active	12	2	0	2	20.00%	10		0				T,M,VP,SC	24+		\$515.28
38472	HOLME VALLEY	05/01/1980	Active	11	0	1	-1	-8.33%	13	15	6		2	R	SC	3		\$1,380.74
20090	HORNSEA DISTRICT L C	03/09/1967	Active	27	3	4	-1	-3.57%	30	3	2			N	M,SC	5		\$2,542.82
Exc Award (06/30/2022)																		
19877	HUDDERSFIELD	07/05/1954	Active	9	5	2	3	50.00%	6	2	0				S,M,VP,SC	8		
19879	KEIGHLEY	02/10/1955	Active	24	1	4	-3	-11.11%	26	3	0			N	M,SC	5		\$467.71
Exc Award (06/30/2023)																		






# Club Health Assessment for District 105 N through May 2025

Club Number	Club Name	Charter Date	Status	Membership							Reports					Finance	LCIF
				Current Member Count	YTD Members Added	YTD Members Dropped	YTD Net Growth	YTD Net Growth%	Member Count 12 Months Ago	Avg. length of service for dropped members	Months Since Last MMR ***	Yrs. Since Last Officer Report	President Rotation	Vice President Reported ****	Months Since Last Activity Report ***	Account Balance	Donations for current Fiscal Year
			Number of times on status quo within last two years	If below 15 members appears				If net loss is greater than 20% appears			If no report in 3 months appears	When more than one year appears in	Number of repeat terms	Notes the officers that do not have an active	If no report at 12 months appears in red		
46846	KNARESBOROUGH	01/23/1987	Active	40	5	4	1	2.56%	40	23	0			N	24+		\$2,440.93
19880	LEEDS AND SKYRACK	07/28/1952	Active	11	1	2	-1	-8.33%	12	39	0			M,VP,SC	0		\$310.86
35693	MALTBY ROTHER VALLEY L C	05/26/1978	Active	21	4	6	-2	-8.70%	20	15	1			N	0		
20094	MALTON NORTON	08/22/1963	Active	22	0	0	0	0.00%	22		9			M,VP,SC	1		\$1,905.86
	Exc Award (06/30/2016)																
47332	MINSTER LIONS CLUB OF YORK	05/13/1987	Active	13	0	0	0	0.00%	14		4			M,VP,SC	4		\$1,147.36
35074	MORLEY & DISTRICT	02/10/1978	Active	6	2	2	0	0.00%	8	1	0		10	M,VP,SC	12		
20095	MORPETH	03/31/1972	Active	32	2	3	-1	-3.03%	33	14	0		2	M,VP,SC	0		\$1,203.64
	Exc Award (06/30/2016, 06/30/2022)																
44452	NORTH WOLDS	12/06/1984	Active	5	0	1	-1	-16.67%	7	40	4		2	M,VP,SC	N/R		
45913	OBAN & LORN L C	03/03/1986	Active	11	0	0	0	0.00%	11		9			M,VP,SC	24+		
38664	OTLEY	06/17/1980	Active	10	2	0	2	25.00%	8		1		2	M,VP,SC	0		\$627.61
44995	PETERLEE & DIST	05/30/1985	Active	6	0	0	0	0.00%	6		9		9	M,VP,SC	24+		
	Exc Award (06/30/2018)																
20097	POCKLINGTON DISTRICT	02/26/1962	Active	18	1	3	-2	-10.00%	20	11	1			N	24+		
40250	PONTELAND	07/21/1981	Active	9	2	0	2	28.57%	7		0			M,VP,SC	N/R	90+ Days	\$389.81
51918	PRUDHOE MID TYNE	07/22/1991	Active	10	0	0	0	0.00%	11		10		2	M,VP	3		\$647.21
19891	ROTHERHAM	05/30/1960	Active	11	0	0	0	0.00%	11		9		3	M,VP,SC	24+		
19892	ROTHWELL DISTRICT L C	11/25/1968	Active	20	0	2	-2	-9.09%	22	26	0		2	VP,SC	0		\$1,026.26
20100	RYEDALE L C	02/09/1967	Active	24	2	4	-2	-7.69%	25	19	0			N	0		\$1,284.14
	Exc Award (06/30/2018)																
20101	SCARBOROUGH	06/08/1959	Active	9	3	1	2	28.57%	9	0	0			M,VP,SC	0		\$385.24
37364	STONEHAVEN & DISTRICT L C	06/29/1979	Active	13	1	2	-1	-7.14%	15	21	0			N	11		\$1,338.71
	Exc Award (06/30/2016)																
20104	SUNDERLAND	07/27/1964	Active	9	2	0	2	28.57%	9		0			M,VP,SC	0		\$565.78
44063	TEESDALE DISTRICT L C	06/14/1984	Active	20	4	0	4	25.00%	16		1			M,VP	2		\$186.52



## Club Health Assessment for District 105 N through May 2025

			Status	Membership							Reports					Finance	LCIF
Club Number	Club Name	Charter Date		Current Member Count	YTD Members Added	YTD Members Dropped	YTD Net Growth	YTD Net Growth%	Member Count 12 Months Ago	Avg. length of service for dropped members	Months Since Last MMR ***	Yrs. Since Last Officer Report	President Rotation	Vice President Reported ****	Months Since Last Activity Report ***	Account Balance	Donations for current Fiscal Year
			Number of times on status quo within last two years	If below 15 members appears				If net loss is greater than 20% appears			If no report in 3 months appears in	When more than one year appears in	Number of repeat terms	Notes the officers that do not have an active	If no report at 12 months red		
Exc Award (06/30/2018)																	
20106	THIRSK & NORTHALLERTON	03/25/1969	Active	8	1	0	1	14.29%	8		0			N	0		\$909.31
Exc Award (06/30/2016, 06/30/2019)																	
19901	THORNE RURAL L C	10/05/1970	Active	26	0	0	0	0.00%	26		0			N	SC	0	\$1,264.60
Exc Award (06/30/2023, 06/30/2024)																	
34976	TICKHILL & DISTRICT L C	01/25/1978	Active	26	3	7	-4	-13.33%	31	17	0		2	N	13		\$2,515.06
Exc Award (06/30/2021, 06/30/2022)																	
33870	TYNEDALE L C	05/18/1977	Active	30	3	4	-1	-3.23%	31	16	2		2		M,VP,SC	2	\$1,927.22
19903	WETHERBY DISTRICT L C	01/17/1966	Active	14	3	1	2	16.67%	13	1	0		2	N	M	2	
20108	WHITBY DISTRICT L C	04/06/1970	Active	15	2	2	0	0.00%	16	10	0			N	M,SC	N/R	\$621.72
20109	WITHERNSEA	08/11/1967	Active	9	2	5	-3	-25.00%	12	19	2				M,VP,SC	24+	\$314.96
52423	YARM DISTRICT L C	01/22/1992	Active	8	0	0	0	0.00%	8		1				M,VP,SC	0	\$642.07

Clubs Cancelled Previous Fiscal Year – Clubs Cancelled within last 12 months may be reinstated

Club Number	Club Name	Charter Date	Current Status*	Cancellation Date
44861	BRIGHOUSE & DISTRICT	04/03/1985	Cancelled(6*)	04/29/2024
19885	MEXBOROUGH	05/18/1970	Cancelled(6*)	07/29/2023

Current Total Clubs Count	YTD New Clubs Count	YTD Cancelled Clubs Count	YTD Net Club Gain	Current Total Members Count	YTD Add	YTD Drop	YTD Net Growth	YTD Net Growth %	Member Count 12 Months Ago	Average Member Count Per Club	% of Clubs with less than 20 members	% No MMR in 3 Months	% No Officer Report in 12 Months	% of Clubs with balance 90+ days	Number of Clubs in Status Quo	% Status Quo Clubs in Financial Suspension	Number of Cancelled Clubs	Average Cancelled Club Age	Members Lost Due to Cancellation	% of Clubs Cancelled for Non-Financial Reasons
65	0	4	-4	953	107	127	-20	-2.06%	1,015	15	72%	23%	0%	5%	0	0%	4	64	8	100%

\* - P - Priority Club. Cancellation Reasons: 1-Objectives/conduct, 2-Non-active club, 5-Non-existing club, 6-Disbanding, 7-Merger, 8-Financial Suspension, 9-District/Multiple District Dues.

\*\* - Abbreviation: P-President, S-Secretary, T-Treasurer, M-Member Chairperson, VP-First Vice President, MC-Communications Chairperson, SC-Service Chairperson

\*\*\* - Abbreviation: N/R - Never reported using the Lions Clubs website, N/A - Not applicable, No password registered for the Lions Clubs website.

\*\*\*\* - Abbreviation: N - New, IP - Immediate Past, R - Repeat.



# Club Health Assessment for District 105SC through May 2025

			Status	Membership							Reports					Finance	LCIF
Club Number	Club Name	Charter Date		Current Member Count	YTD Members Added	YTD Members Dropped	YTD Net Growth	YTD Net Growth%	Member Count 12 Months Ago	Avg. length of service for dropped members	Months Since Last MMR ***	Yrs. Since Last Officer Report	President Rotation	Vice President Reported ****	Months Since Last Activity Report ***	Account Balance	Donations for current Fiscal Year
			Number of times on status quo within last two years	If below 15 members appears				If net loss is greater than 20% appears			If no report in 3 months appears in	When more than one year appears in	Number of repeat terms	Notes the officers that do not have an active	If no report at 12 months appears in red		
Clubs more than two years old																	
39890	ABINGDON	05/22/1981	Active	8	4	9	-5	-38.46%	13	8	0		None	P,S,M,VP	5		\$376.57
19906	ALTON	01/16/1973	Active	34	3	3	0	0.00%	34	17	2			N	4		\$376.57
19910	BASINGSTOKE	01/11/1967	Active	13	0	4	-4	-23.53%	17	12	3		2	M,VP	12		\$302.92
19912	BLANDFORD AND DISTRICT LC	02/22/1973	Active	12	5	4	1	9.09%	11	18	0		3	M,VP,SC	24+		
19915	BOURNEMOUTH AND CHRISTCHURCH Exc Award (06/30/2016)	04/12/1961	Cancelled(8*)	0	0	1	-1	-100.00%	0	25	0	1	None	P,S,T,M,VP SC	24+	90+ Days	
19916	BRACKNELL	06/27/1968	Active	9	0	0	0	0.00%	9		12		2	N	M,SC	0	
19917	BRADFORD ON AVON	04/29/1970	Active	20	3	1	2	11.11%	19	3	2			M,VP,SC	0		\$797.76
62464	BURNHAM BUCKS	11/08/1999	Cancelled(6*)	0	0	0	0	0.00%	9		10	1	None	P,S,T,M,VP SC	11		
19980	CALNE Exc Award (06/30/2018)	06/12/1972	Active	28	2	1	1	3.70%	27	47	0			N	M,SC	0	
19985	CHIPPENHAM Exc Award (06/30/2017)	10/23/1973	Active	27	4	4	0	0.00%	26	12	1			N	5		\$1,322.83
63855	CROFTON	12/18/2000	Active	19	6	4	2	11.76%	17	11	3		7	M,VP,SC	1		
19989	DEVIZES	03/16/1970	Active	34	5	6	-1	-2.86%	35	29	1			N	0		\$100.00
19922	EASTLEIGH Exc Award (06/30/2023)	09/18/1964	Active	13	0	1	-1	-7.14%	14	2	5		None	P,M,VP,SC	0		
19924	FAREHAM	02/08/1962	Active	2	2	8	-6	-75.00%	9	21	0		2	S,T,M,VP,SC	0		
35383	FARNBOROUGH & ALDERSHOT (CIO)	04/04/1978	Active	18	3	5	-2	-10.00%	20	5	1			M,VP,SC	5		
28196	FLEET Exc Award (06/30/2023)	03/27/1974	Active	50	2	1	1	2.04%	49	8	1			N	0		\$3,143.31
37521	GILLINGHAM MERE & SHAFTESBURY	09/20/1979	Active	19	4	0	4	26.67%	16		0		2	R	M,SC	0	
19957	GUERNSEY	06/05/1967	Active	15	2	0	2	15.38%	12		3			VP,SC	0		\$2,044.14
54192	HART	03/08/1993	Active	16	3	2	1	6.67%	15	18	5		2	M,VP,SC	9		



# Club Health Assessment for District 105SC through May 2025

			Status	Membership							Reports					Finance	LCIF
Club Number	Club Name	Charter Date		Current Member Count	YTD Members Added	YTD Members Dropped	YTD Net Growth	YTD Net Growth%	Member Count 12 Months Ago	Avg. length of service for dropped members	Months Since Last MMR ***	Yrs. Since Last Officer Report	President Rotation	Vice President Reported ****	Months Since Last Activity Report ***	Account Balance	Donations for current Fiscal Year
			Number of times on status quo within last two years	If below 15 members appears				If net loss is greater than 20% appears			If no report in 3 months appears in	When more than one year appears in	Number of repeat terms	Notes the officers that do not have an active	If no report at 12 months appears in red		
19926	HAVANT	11/03/1964	Active	6	0	7	-7	-53.85%	13	18	0		2	N	0		
59454	HAYLING ISLAND	05/05/1997	Active	29	4	6	-2	-6.45%	31	15	0		None	P,M,VP,SC	1		
	Exc Award (06/30/2019)																
19927	HENLEY ON THAMES	01/04/1971	Active	17	1	1	0	0.00%	20	10	0			M,VP	0		\$313.81
	Exc Award (06/30/2023)																
29385	HIGHWORTH & DISTRICT	05/29/1974	Active	16	8	1	7	77.78%	9	1	0		5	S,M,VP,SC	24+		\$5,733.11
47066	HOOK-ODIHAM	03/23/1987	Active	23	3	1	2	9.52%	22	2	1			VP	2		\$948.45
	Exc Award (06/30/2017, 06/30/2022, 06/30/20																
36732	ISLE OF WIGHT NEWPORT L C	03/06/1979	Active	6	0	0	0	0.00%	10		11		4	M,VP	0		\$313.81
19929	ISLE OF WIGHT RYDE	01/13/1970	Active	5	0	7	-7	-58.33%	12	23	0			M,VP,SC	24+		
36650	ISLE OF WIGHT SANDOWN SHANKLIN	02/28/1979	Active	11	4	2	2	22.22%	9	15	2			M,VP,SC	24+		
19958	JERSEY	09/02/1963	Active	31	2	2	0	0.00%	32	48	0			N	M,SC	24+	\$6,496.89
31273	LODDON VALLEY	10/15/1975	Active	18	3	7	-4	-18.18%	22	21	0			N	SC	0	\$1,006.49
19930	MAIDENHEAD	05/25/1973	Active	37	7	0	7	23.33%	29		0			R	SC	0	\$1,929.30
31568	MARLBOROUGH & DISTRICT	01/06/1976	Active	10	0	1	-1	-9.09%	11	19	6		6	M,VP	5		\$642.07
29305	MELKSHAM	05/03/1974	Active	19	3	1	2	11.76%	17	1	0			N	M,SC	24+	\$534.48
19931	MEON VALLEY L C	01/24/1973	Active	24	0	1	-1	-4.00%	25	22	8			M,VP,SC	24+		\$1,631.79
19933	New Milton & District	06/24/1971	Active	29	2	2	0	0.00%	30	13	0			N	SC	24+	\$1,714.95
19932	NEWBURY	03/12/1970	Active	14	2	1	1	7.69%	13	0	4			M,VP,SC	24+		
19937	PETERSFIELD	03/24/1972	Active	21	1	1	0	0.00%	21	16	0			N	M,SC	2	
	Exc Award (06/30/2021)																
19938	POOLE	03/18/1965	Active	16	1	2	-1	-5.88%	17	6	3		2	N	VP,SC	5	\$602.50
19940	READING	06/15/1965	Active	17	1	2	-1	-5.56%	22	9	1			N	M,SC	0	\$313.81
	Exc Award (06/30/2021)																
19941	RINGWOOD AND FORDINGBRIDGE	04/06/1970	Active	12	1	3	-2	-14.29%	14	32	1			VP,SC	3		\$316.15
	Exc Award (06/30/2023)																



## Club Health Assessment for District 105SC through May 2025

			Status	Membership							Reports					Finance		LCIF
Club Number	Club Name	Charter Date		Current Member Count	YTD Members Added	YTD Members Dropped	YTD Net Growth	YTD Net Growth%	Member Count 12 Months Ago	Avg. length of service for dropped members	Months Since Last MMR ***	Yrs. Since Last Officer Report	President Rotation	Vice President Reported *****	Months Since Last Activity Report ***	Account Balance	Donations for current Fiscal Year	
			Number of times on status quo within last two years	If below 15 members appears				If net loss is greater than 20% appears			If no report in 3 months appears in	When more than one year appears in	Number of repeat terms	Notes the officers that do not have an active	If no report at 12 months appears in red			
36733	ROMSEY AND WATERSIDE Exc Award (06/30/2016)	03/19/1979	Active	15	1	0	1	7.14%	14		0		8	M,VP,SC	19		\$680.31	
19942	SALISBURY AND DISTRICT	08/15/1962	Active	12	1	1	0	0.00%	12	9	5		2	VP,SC	5		\$251.97	
32374	SWANWICK	06/11/1976	Active	18	5	0	5	38.46%	13		2			IP	0			
20013	SWINDON	10/27/1964	Active	20	1	3	-2	-9.09%	22	2	0		2	N	0		\$1,469.77	
30017	TROWBRIDGE WILTS	12/13/1974	Active	12	0	2	-2	-14.29%	16	12	5			N	5		\$379.38	
19949	WAREHAM Exc Award (06/30/2023)	06/29/1971	Active	25	1	1	0	0.00%	25	27	0		None	P,M,VP,SC	1			
19950	WARMINSTER Exc Award (06/30/2023)	01/21/1964	Active	20	0	1	-1	-4.76%	23	11	10			N	2		\$629.92	
19952	WESTBURY Exc Award (06/30/2016)	04/25/1973	Active	28	4	3	1	3.70%	37	8	5			N	8		\$1,264.60	
19954	WIMBORNE & FERNDOWN	05/22/1969	Active	11	3	5	-2	-15.38%	13	28	4			N	24+		\$3,863.36	
19956	WINDSOR	08/15/1961	Active	30	5	0	5	20.00%	27		1			N	24+		\$1,194.77	
29384	WOKINGHAM BERKS	05/23/1974	Active	42	6	2	4	10.53%	39	14	1			N	0		\$5,181.10	
38867	WOODLEY & EARLEY L C Exc Award (06/30/2024)	08/18/1980	Active	21	3	2	1	5.00%	19	10	0			N	4		\$948.45	
40026	WOOLMER FOREST L C	06/15/1981	Active	22	4	1	3	15.79%	19	4	1		3	R	0		\$3,099.20	
40027	YATELEY & DISTRICT L C	06/23/1981	Active	28	3	2	1	3.70%	28	1	0		3	M,VP,SC	0		\$565.73	

Clubs Cancelled Previous Fiscal Year – Clubs Cancelled within last 12 months may be reinstated

Club Number	Club Name	Charter Date	Current Status*	Cancellation Date
31361	ISLE OF WIGHT VENTNOR	11/18/1975	Cancelled(8*)	06/29/2024



## Club Health Assessment for District 105SC through May 2025

INTERNATIONAL

Club Number	Club Name	Charter Date	Status		Membership								Reports					Finance		LCIF
					Current Member Count	YTD Members Added	YTD Members Dropped	YTD Net Growth	YTD Net Growth%	Member Count 12 Months Ago	Avg. length of service for dropped members	Months Since Last MMR ***	Yrs. Since Last Officer Report	President Rotation	Vice President Reported ****	Months Since Last Activity Report ***	Account Balance	Donations for current Fiscal Year		
			Number of times on status quo within last two years		If below 15 members appears				If net loss is greater than 20% appears			If no report in 3 months appears in	When more than one year appears in	Number of repeat terms		Notes the officers that do not have an active	If no report at 12 months appears in red			
Current Total Clubs Count	YTD New Clubs Count	YTD Cancelled Clubs Count	YTD Net Club Gain	Current Total Members Count	YTD Add	YTD Drop	YTD Net Growth	YTD Net Growth %	Member Count 12 Months Ago	Average Member Count Per Club	% of Clubs with less than 20 members	% No MMR in 3 Months	% No Officer Report in 12 Months	% of Clubs with balance 90+ days	Number of Clubs in Status Quo	% Status Quo Clubs in Financial Suspension	Number of Cancelled Clubs	Average Cancelled Club Age	Members Lost Due to Cancellation	% of Clubs Cancelled for Non-Financial Reasons
51	0	2	-2	1,002	128	125	3	0.30%	1,038	20	57%	31%	0%	0%	0	0%	2	68	1	0%

\* - P - Priority Club. Cancellation Reasons: 1-Objectives/conduct, 2-Non-active club, 5-Non-existing club, 6-Disbanding, 7-Merger, 8-Financial Suspension, 9-District/Multiple District Dues.

\*\* - Abbreviation: P-President, S-Secretary, T-Treasurer, M-Member Chairperson, VP-First Vice President, MC-Communications Chairperson, SC-Service Chairperson

\*\*\* - Abbreviation: N/R - Never reported using the Lions Clubs website, N/A - Not applicable, No password registered for the Lions Clubs website.

\*\*\*\* - Abbreviation: N - New, IP - Immediate Past, R - Repeat.



# Club Health Assessment for District 105SE through May 2025

			Status	Membership							Reports					Finance		LCIF
Club Number	Club Name	Charter Date		Current Member Count	YTD Members Added	YTD Members Dropped	YTD Net Growth	YTD Net Growth%	Member Count 12 Months Ago	Avg. length of service for dropped members	Months Since Last MMR ***	Yrs. Since Last Officer Report	President Rotation	Vice President Reported ****	Months Since Last Activity Report ***	Account Balance	Donations for current Fiscal Year	
			Number of times on status quo within last two years	If below 15 members appears					If net loss is greater than 20% appears		If no report in 3 months appears in	When more than one year appears in	Number of repeat terms		Notes the officers that do not have an active	If no report at 12 months appears in red		
Clubs more than two years old																		
20066	ADUR EAST	02/12/1957	Active	30	2	2	0	0.00%	30	5	1			N	SC	24+		
Exc Award (06/30/2019)																		
134705	Ashford	05/10/2018	Active	8	0	0	0	0.00%	9		11		2	R	M,SC	24+		
20024	BEXHILL ON SEA	08/03/1971	Active	33	2	6	-4	-10.81%	38	3	0			N	SC	10		\$958.67
Exc Award (06/30/2017, 06/30/2023, 06/30/20																		
20025	BEXLEY SIDCUP	12/27/1962	Active	21	1	0	1	5.00%	20		0			R	SC	2		
20026	BILLINGSHURST & DISTRICT	11/26/1973	Active	32	3	4	-1	-3.03%	33	16	1			N	P,SC	24+		\$821.99
20027	BOGNOR REGIS	10/13/1965	Active	7	0	1	-1	-12.50%	8	38	0				M,VP	1		
20028	BRIGHTON	09/27/1950	Active	15	0	0	0	0.00%	15		0			N		24+		\$3,266.44
46650	BROMLEY	11/21/1986	Active	23	4	2	2	9.52%	21	8	1			N	SC	1		\$1,294.43
20029	BURGESS HILL DISTRICT	03/14/1955	Active	36	2	3	-1	-2.70%	37	25	1			N	SC	24+		\$1,835.98
Exc Award (06/30/2016, 06/30/2023)																		
36145	CATERHAM OXTED & GODSTONE L C	10/04/1978	Active	21	0	1	-1	-4.55%	23	10	1		2		VP	2		\$754.33
Exc Award (06/30/2016, 06/30/2018)																		
20031	CHANCTONBURY	03/04/1958	Active	7	0	0	0	0.00%	7		17	1	None		P,S,T,M,VP SC	N/R		
20032	CHICHESTER	10/04/1966	Active	18	0	2	-2	-10.00%	21	13	0		None		P,S,M,VP,SC	24+		\$251.04
Exc Award (06/30/2017)																		
29744	CRANLEIGH & DISTRICT	08/06/1974	Active	56	1	2	-1	-1.75%	57	8	0			N		11		\$1,946.59
Exc Award (06/30/2018, 06/30/2019, 06/30/20																		
52459	DARENT VALLEY	01/31/1992	Active	3	0	2	-2	-40.00%	5	38	3		None		P,T,M,VP,SC	24+		
20035	DARTFORD	01/30/1969	Active	40	4	1	3	8.11%	37	4	0			N	SC	0		\$1,633.64
Exc Award (06/30/2019, 06/30/2023)																		
20036	DOVER DISTRICT L C	06/16/1971	Active	13	0	2	-2	-13.33%	15	30	1		2		M,VP,SC	0		\$791.57
20037	EAST GRINSTEAD	04/09/1968	Active	30	2	4	-2	-6.25%	33	4	0		2	N	M,SC	5		\$2,598.55
Exc Award (06/30/2023)																		
20039	FARNHAM	05/13/1968	Active	44	4	7	-3	-6.38%	46	18	1			N	SC	23	90+ Days	



# Club Health Assessment for District 105SE through May 2025

			Status	Membership							Reports					Finance	LCIF
Club Number	Club Name	Charter Date		Current Member Count	YTD Members Added	YTD Members Dropped	YTD Net Growth	YTD Net Growth%	Member Count 12 Months Ago	Avg. length of service for dropped members	Months Since Last MMR ***	Yrs. Since Last Officer Report	President Rotation	Vice President Reported ****	Months Since Last Activity Report ***	Account Balance	Donations for current Fiscal Year
			Number of times on status quo within last two years	If below 15 members appears					If net loss is greater than 20% appears		If no report in 3 months appears in	When more than one year appears in	Number of repeat terms	Notes the officers that do not have an active	If no report at 12 months red		
20040	FOLKESTONE	12/04/1969	Active	21	3	0	3	16.67%	19		1		2	M,VP,SC	17		\$629.92
20042	GILLINGHAM	04/14/1970	Active	9	0	6	-6	-40.00%	15	19	0			M,VP	24+		
20044	GUILDFORD	03/13/1967	Active	41	1	1	0	0.00%	41	2	2			N	SC	1	\$1,881.56
Exc Award (06/30/2019)																	
20045	HAILSHAM	05/07/1970	Active	16	0	4	-4	-20.00%	20	29	1		2	N	M,SC	24+	
20046	HASTINGS	03/11/1969	Active	10	3	2	1	11.11%	11	1	0			N		24+	
20047	HAYWARDS HEATH	05/16/1962	Active	6	1	0	1	20.00%	5		3		3		M,VP,SC	24+	\$324.84
20049	HORLEY	11/26/1963	Active	32	3	2	1	3.23%	34	4	2		2		VP,SC	24+	\$629.92
20050	HORSHAM	12/13/1962	Active	18	0	2	-2	-10.00%	20	8	2		None		P,M,VP,SC	1	\$621.72
41925	LANCING & SOMPTING	10/22/1982	Active	20	0	3	-3	-13.04%	23	17	0				P,M,VP,SC	24+	\$642.07
20053	LEATHERHEAD & DISTRICT L C	06/28/1973	Active	12	1	0	1	9.09%	14		1			IP		24	\$669.35
20055	LITTLEHAMPTON DISTRICT	11/06/1969	Active	26	10	7	3	13.04%	23	13	0				M,VP,SC	4	\$732.74
20056	MAIDSTONE	09/23/1959	Active	19	0	0	0	0.00%	19		2				M,VP,SC	8	\$1,243.44
20057	MALLING DISTRICT L C	09/08/1970	Active	11	1	2	-1	-8.33%	12	8	0				T,VP,SC	24+	\$1,521.94
51465	MIDHURST	03/26/1991	Active	8	0	0	0	0.00%	8		16		6		M,VP,SC	24+	
Exc Award (06/30/2018)																	
20060	NEWHAVEN PEACEHAVEN & SEAFORD	10/23/1969	Active	8	0	1	-1	-11.11%	9	17	7		5		M,VP	20	\$2,071.58
20061	NORTHFLEET & EBBSFLEET	09/28/1972	Active	13	0	0	0	0.00%	12		1		2	N		24+	\$629.92
Exc Award (06/30/2018, 06/30/2019, 06/30/2020)																	
41926	PADDOCK WOOD & DISTRICT	10/20/1982	Active	17	0	0	0	0.00%	18		1				M,VP,SC	22	
Exc Award (06/30/2018, 06/30/2023)																	
20064	ROTTINGDEAN & SALTDEAN	04/19/1973	Active	17	0	3	-3	-15.00%	21	36	5			N		0	
32816	SELSEY & DISTRICT	10/05/1976	Active	22	2	1	1	4.76%	21	2	1			N	M	24+	\$393.72
Exc Award (06/30/2023)																	
20065	SEVENOAKS	09/25/1968	Active	24	0	3	-3	-11.11%	27	7	4		2		VP,SC	22	\$1,144.02





# Club Health Assessment for District 105SE through May 2025

			Status	Membership							Reports					Finance		LCIF
Club Number	Club Name	Charter Date		Current Member Count	YTD Members Added	YTD Members Dropped	YTD Net Growth	YTD Net Growth%	Member Count 12 Months Ago	Avg. length of service for dropped members	Months Since Last MMR ***	Yrs. Since Last Officer Report	President Rotation	Vice President Reported ****	Months Since Last Activity Report ***	Account Balance	Donations for current Fiscal Year	
			Number of times on status quo within last two years	If below 15 members appears				If net loss is greater than 20% appears			If no report in 3 months appears	When more than one year appears in	Number of repeat terms	Notes the officers that do not have an active	If no report at 12 months appears in red			
20054	SOUTH EAST BRITISH ISLES VIRTUAL	09/03/1970	Active	13	2	2	0	0.00%	14	29	3			N	M,SC	21	90+ Days	
40156	SOUTHBOROUGH	06/15/1981	Active	12	1	2	-1	-7.69%	13	18	1		2		M,VP,SC	2		\$248.69
55160	SOUTHBORNE WEST SUSSEX Exc Award (06/30/2019)	12/27/1993	Active	20	1	2	-1	-4.76%	20	10	1		9	R	M,SC	24+		\$251.96
20067	SWALE	02/23/1971	Active	12	0	1	-1	-7.69%	13	27	0				VP,SC	24+		\$621.72
20069	TENTERDEN	09/27/1957	Active	17	0	7	-7	-29.17%	25	1	7		2		M,VP	24+		\$629.92
20070	THANET L C Exc Award (06/30/2023)	01/08/1968	Active	18	1	2	-1	-5.26%	19	2	1				VP,SC	0		\$850.98
20071	TONBRIDGE	02/09/1950	Active	42	2	2	0	0.00%	42	12	0		None		P,T,M,VP,SC	24+		\$967.67
20073	UCKFIELD DISTRICT	10/02/1968	Active	35	3	1	2	6.06%	33	1	0			N	SC	2		\$3,765.66
20048	WHITSTABLE, HERNE BAY, CANTERBURY Exc Award (06/30/2016)	12/08/1971	Active	28	2	2	0	0.00%	28	5	2			N	M,SC	24		\$1,382.34
31168	WOKING Exc Award (06/30/2018)	09/08/1975	Active	14	0	4	-4	-22.22%	18	6	0		2		S,M,VP,SC	24+		
31476	WOOLWICH & GREENWICH L C	12/16/1975	Active	19	2	0	2	11.76%	18		1				VP,SC	24+		
20075	WORTHING	11/26/1952	Active	32	4	1	3	10.34%	31	5	2			N	M,SC	24+		\$568.84

Clubs Cancelled Previous Fiscal Year – Clubs Cancelled within last 12 months may be reinstated

Club Number	Club Name	Charter Date	Current Status*	Cancellation Date
20038	EASTBOURNE	10/02/1967	Cancelled(6*)	04/29/2024
43511	GODALMING	02/15/1984	Cancelled(6*)	04/29/2024
54891	HENFIELD & DIST	09/23/1993	Cancelled(6*)	06/29/2024



## Club Health Assessment for District 105SE through May 2025

				Status				Membership						Reports				Finance		LCIF	
Club Number	Club Name	Charter Date																			
			</																		

\* - P - Priority Club. Cancellation Reasons: 1-Objectives/conduct, 2-Non-active club, 5-Non-existing club, 6-Disbanding, 7-Merger, 8-Financial Suspension, 9-District/Multiple District Dues.

\*\* - Abbreviation: P-President, S-Secretary, T-Treasurer, M-Member Chairperson, VP-First Vice President, MC-Communications Chairperson, SC-Service Chairperson

\*\*\* - Abbreviation: N/R - Never reported using the Lions Clubs website, N/A - Not applicable, No password registered for the Lions Clubs website.

\*\*\*\* - Abbreviation: N - New, IP - Immediate Past, R - Repeat.




# Club Health Assessment for District 105SW through May 2025

			Status	Membership							Reports					Finance		LCIF
Club Number	Club Name	Charter Date		Current Member Count	YTD Members Added	YTD Members Dropped	YTD Net Growth	YTD Net Growth%	Member Count 12 Months Ago	Avg. length of service for dropped members	Months Since Last MMR ***	Yrs. Since Last Officer Report	President Rotation	Vice President Reported ****	Months Since Last Activity Report ***	Account Balance	Donations for current Fiscal Year	
			Number of times on status quo within last two years	If below 15 members appears				If net loss is greater than 20% appears			If no report in 3 months appears in	When more than one year appears in	Number of repeat terms	Notes the officers that do not have an active	If no report at 12 months red			
Clubs more than two years old																		
19970	AXMINSTER DISTRICT L C	04/16/1969	P- Active	2	0	2	-2	-50.00%	5	6	5		2	M,VP,SC	1			
42817	BABBACOMBE & ST MARYCHURCH	06/23/1983	Active	15	4	6	-2	-11.76%	17	24	3			N T,M,SC	24+		\$389.56	
19971	BARNSTAPLE	06/23/1969	Active	12	0	5	-5	-29.41%	17	25	0		3	M,VP,SC	17		\$251.97	
Exc Award (06/30/2023)																		
36910	BLACKMORE VALE L C	04/17/1979	Active	10	2	1	1	11.11%	10	1	0			VP	24+		\$1,084.89	
19973	BODMIN	04/28/1970	Active	26	5	4	1	4.00%	25	15	0		2	M,VP,SC	18		\$627.61	
19918	BRIDPORT	02/07/1973	Active	10	1	4	-3	-23.08%	13	1	0		2	M,VP,SC	5		\$64.97	
Exc Award (06/30/2016)																		
38328	BUDLEIGH SALTERTON	04/25/1980	Active	47	5	1	4	9.30%	44	7	0		2	R	0		\$6,187.31	
Exc Award (06/30/2021, 06/30/2023, 06/30/2024)																		
33102	BURNHAM-ON-SEA & DISTRICT L C	12/13/1976	P- Active(1)	0	0	3	-3	-100.00%	19	19	5		None	P,S,T,M,VP SC	24+			
32665	CALLINGTON	08/09/1976	Active	15	2	12	-10	-40.00%	25	12	1			N M,SC	0		\$946.07	
31362	CAMBORNE-REDRUTH & DISTRICT	11/03/1975	Active	17	1	1	0	0.00%	17	2	0			N	13		\$314.96	
19982	CHEDDAR VALE L C	12/15/1971	Active	17	2	3	-1	-5.56%	19	14	0			M,VP,SC	1		\$836.21	
Exc Award (06/30/2018)																		
19988	CLEVEDON	02/26/1968	Active	15	1	3	-2	-11.76%	17	10	0		2	R M,SC	7		\$251.50	
Exc Award (06/30/2018)																		
34869	CREDITON & DISTRICT L C	12/19/1977	Active	14	0	3	-3	-17.65%	17	5	1		2	N SC	3		\$1,543.04	
Exc Award (06/30/2021)																		
40892	CREWKERNE	02/16/1982	Active	26	6	1	5	23.81%	21	1	1			R M,SC	0		\$401.18	
19921	DORCHESTER AND DISTRICT	03/11/1970	Active	15	1	1	0	0.00%	16	31	7			N M	24+			
19991	EXETER	10/23/1961	Active	12	2	1	1	9.09%	12	1	0			N M	24+		\$870.41	
Exc Award (06/30/2024)																		
19990	EXETER WEST	01/15/1971	Active	22	2	1	1	4.76%	21	12	0			M,VP,SC	8		\$642.08	
33357	FOWEY RIVER L C	02/23/1977	Active	16	10	2	8	100.00%	8	36	1		3	M,VP,SC	5		\$927.89	



# Club Health Assessment for District 105SW through May 2025

			Status	Membership							Reports					Finance	LCIF	
Club Number	Club Name	Charter Date		Current Member Count	YTD Members Added	YTD Members Dropped	YTD Net Growth	YTD Net Growth%	Member Count 12 Months Ago	Avg. length of service for dropped members	Months Since Last MMR ***	Yrs. Since Last Officer Report	President Rotation	Vice President Reported ****	Months Since Last Activity Report ***	Account Balance	Donations for current Fiscal Year	
			Number of times on status quo within last two years	If below 15 members appears				If net loss is greater than 20% appears			If no report in 3 months appears in	When more than one year appears in	Number of repeat terms		Notes the officers that do not have an active	If no report at 12 months appears in red		
19994	FROME	03/14/1967	Active	21	0	3	-3	-12.50%	25	7	0			N	M,SC	14	90+ Days	\$1,243.44
31473	GLASTONBURY & STREET Exc Award (06/30/2019)	12/08/1975	Active	23	1	0	1	4.55%	21		4		2	N	SC	0		\$564.85
47785	HAYLE	10/23/1987	Active	9	1	3	-2	-18.18%	11	2	1		2	N	S,M,SC	24+		\$374.67
31474	HOLSWORTHY	12/16/1975	Active	16	0	2	-2	-11.11%	18	6	3			N	M,SC	24+		\$15.00
33868	HONITON & DISTRICT L C	05/18/1977	Active	11	2	0	2	22.22%	9		1		6		M,VP,SC	1		\$624.67
30016	ILFRACOMBE DEVON	12/10/1974	Active	16	1	1	0	0.00%	16	11	0				M,VP,SC	24+		\$127.14
32230	ILMINSTER	05/19/1976	Active	14	2	1	1	7.69%	14	8	0		3		M,VP,SC	1		\$324.84
29513	LAUNCESTON Exc Award (06/30/2016, 06/30/2017, 06/30/20)	06/18/1974	Active	11	0	2	-2	-15.38%	13	5	0			N	M,VP,SC	3		\$251.97
19998	LISKEARD	03/10/1972	Active	20	3	3	0	0.00%	20	11	7			N	SC	22		\$328.80
19999	LOOE	03/16/1966	Active	30	5	4	1	3.45%	29	15	2			N	M,SC	1		
33563	LYN L C	03/28/1977	P- Active	0	0	0	0	0.00%	15		11		None		P,S,T,M,VP SC	24+		
38174	MINEHEAD & DISTRICT L C	03/04/1980	Active	12	1	2	-1	-7.69%	13	33	1			N	SC	1	\$124.34	
20001	NEWQUAY	12/12/1972	Active	20	2	1	1	5.26%	21	13	0			N	M,SC	0	\$314.96	
103831	NEWQUAY TOWAN BLYSTRA Exc Award (06/30/2023)	10/22/2008	Active	37	9	1	8	27.59%	30	7	0		2	R	M,SC	0	\$189.69	
28199	OKEHAMPTON	03/20/1974	Active	18	0	6	-6	-25.00%	24	22	0			N		2	\$638.65	
20004	PAIGNTON TORBAY	08/03/1971	Active	8	0	0	0	0.00%	8		3			N		6	\$649.69	
37251	PENZANCE	06/05/1979	Active	9	1	1	0	0.00%	9	48	0		2		M,VP,SC	14	\$125.98	
20005	PLYMOUTH	05/04/1964	Active	31	10	0	10	47.62%	21		3			N		1	\$873.69	
20007	PORTISHEAD Exc Award (06/30/2017)	03/17/1970	Active	18	3	0	3	20.00%	18		3		2	N		24+		
33360	RADSTOCK & MIDSOMER NORTON L C Exc Award (06/30/2024)	02/08/1977	Active	19	2	4	-2	-9.52%	21	3	1				M,VP,SC	2	\$508.72	
44455	SEATON & DIST	12/17/1984	Active	19	0	2	-2	-9.52%	21	27	0			N	SC	2	\$940.78	



# Club Health Assessment for District 105SW through May 2025

			Status	Membership							Reports					Finance	LCIF	
Club Number	Club Name	Charter Date		Current Member Count	YTD Members Added	YTD Members Dropped	YTD Net Growth	YTD Net Growth%	Member Count 12 Months Ago	Avg. length of service for dropped members	Months Since Last MMR ***	Yrs. Since Last Officer Report	President Rotation	Vice President Reported ****	Months Since Last Activity Report ***	Account Balance	Donations for current Fiscal Year	
			Number of times on status quo within last two years	If below 15 members appears				If net loss is greater than 20% appears			If no report in 3 months appears in	When more than one year appears in	Number of repeat terms		Notes the officers that do not have an active	If no report at 12 months appears in red		
Exc Award (06/30/2023)																		
32169	SIDMOUTH	04/29/1976	Active	14	1	0	1	7.69%	13		3		3		M,VP,SC	0		\$774.03
20009	ST AUSTELL	11/13/1968	Active	14	2	1	1	7.69%	14	8	1			N	M,SC	0		\$749.35
32431	TAVISTOCK	06/22/1976	Active	49	12	2	10	25.64%	39	29	0			N		24+		\$378.63
Exc Award (06/30/2023)																		
20016	TIVERTON	09/20/1973	Active	3	2	5	-3	-50.00%	6	11	4		6		M,VP,SC	14		
34870	TORPOINT & RAME PENINSULA L C	12/19/1977	Active	23	5	4	1	4.55%	23	4	0		2		M,VP,SC	13		\$974.48
Exc Award (06/30/2017)																		
20018	TRURO	10/29/1970	Active	27	0	0	0	0.00%	27		1			N	SC	4		\$310.86
Exc Award (06/30/2019)																		
33965	WADEBRIDGE	05/31/1977	Active	10	1	1	0	0.00%	10	11	0		2		VP,SC	24+		\$186.52
30277	WELLS SOMERSET	02/25/1975	Active	11	2	0	2	22.22%	8		8		2	N	SC	0		
20019	WESTON SUPER MARE	03/04/1968	Active	27	3	1	2	8.00%	25	25	1			N	M,SC	5		\$1,338.71
19953	WEYMOUTH AND PORTLAND	04/15/1969	Active	20	3	1	2	11.11%	18	3	6			N	VP,SC	3		\$576.03
62465	WORLE	11/08/1999	Active	14	1	2	-1	-6.67%	15	1	0		6		M,VP,SC	5		\$534.91
20020	YEO VALLEY L C	04/17/1968	Active	28	2	4	-2	-6.67%	30	8	0		None		P,VP,SC	5		\$932.58
Exc Award (06/30/2017)																		
20021	YEOVIL	03/22/1965	Active	21	1	1	0	0.00%	21	18	4				P,M,VP,SC	20		\$1,570.70

Clubs Cancelled Previous Fiscal Year – Clubs Cancelled within last 12 months may be reinstated

Club Number	Club Name	Charter Date	Current Status*	Cancellation Date
54699	PLYMOUTH TAMAR	06/30/1993	Cancelled(6*)	06/29/2024
65150	ROCHE	03/25/2002	Cancelled(6*)	09/29/2023
20010	SALTASH	05/04/1971	Cancelled(6*)	07/29/2023



# Club Health Assessment for District 105SW through May 2025

Club Number			Club Name			Charter Date			Status					Membership							Reports					Finance		LCIF
									Current Member Count	YTD Members Added	YTD Members Dropped	YTD Net Growth	YTD Net Growth%	Member Count 12 Months Ago	Avg. length of service for dropped members	Months Since Last MMR ***	Yrs. Since Last Officer Report	President Rotation	Vice President Reported ****	Months Since Last Activity Report ***	Account Balance	Donations for current Fiscal Year						
									Number of times on status quo within last two years	If below 15 members appears			If net loss is greater than 20% appears			If no report in 3 months appears in		When more than one year appears in	Number of repeat terms	Notes the officers that do not have an active		If no report at 12 months appears in red						
Current Total Clubs Count	YTD New Clubs Count	YTD Cancelled Clubs Count	YTD Net Club Gain	Current Total Members Count	YTD Add	YTD Drop	YTD Net Growth	YTD Net Growth %	Member Count 12 Months Ago	Average Member Count Per Club	% of Clubs with less than 20 members	% No MMR in 3 Months	% No Officer Report in 12 Months	% of Clubs with balance 90+ days	Number of Clubs in Status Quo	% Status Quo Clubs in Financial Suspension	Number of Cancelled Clubs	Average Cancelled Club Age	Members Lost Due to Cancellation	% of Clubs Cancelled for Non-Financial Reasons								
52	0	0	0	914	122	112	10	1.11%	949	18	65%	31%	0%	2%	0	0%	0	0	0	0%								

\* - P - Priority Club. Cancellation Reasons: 1-Objectives/conduct, 2-Non-active club, 5-Non-existing club, 6-Disbanding, 7-Merger, 8-Financial Suspension, 9-District/Multiple District Dues.

\*\* - Abbreviation: P-President, S-Secretary, T-Treasurer, M-Member Chairperson, VP-First Vice President, MC-Communications Chairperson, SC-Service Chairperson

\*\*\* - Abbreviation: N/R - Never reported using the Lions Clubs website, N/A - Not applicable, No password registered for the Lions Clubs website.

\*\*\*\* - Abbreviation: N - New, IP - Immediate Past, R - Repeat.



# Club Health Assessment for District 106 A through May 2025

			Status	Membership							Reports					Finance	LCIF	
Club Number	Club Name	Charter Date		Current Member Count	YTD Members Added	YTD Members Dropped	YTD Net Growth	YTD Net Growth%	Member Count 12 Months Ago	Avg. length of service for dropped members	Months Since Last MMR ***	Yrs. Since Last Officer Report	President Rotation	Vice President Reported ****	Months Since Last Activity Report ***	Account Balance	Donations for current Fiscal Year	
			Number of times on status quo within last two years	If below 15 members appears					If net loss is greater than 20% appears			If no report in 3 months appears in	When more than one year appears in	Number of repeat terms	Notes the officers that do not have an active	If no report at 12 months appears in red		
Clubs more than two years old																		
34314	ALLERØD	07/18/1977	Active	10	0	1	-1	-9.09%	12	43	5			IP	M,SC	N/A		
51415	AMMASSALIK	03/12/1991	Active	1	0	1	-1	-50.00%	2	33	7		None		P,S,T,M,VP SC	N/R		
20162	BRONDBY	05/22/1964	Active	9	1	1	0	0.00%	9	1	1		3		T,M,VP,SC	N/A		
20164	COPENHAGEN	06/07/1950	Active	11	0	3	-3	-21.43%	15	24	0		3	N	M,SC	N/R	\$697.53	
20167	COPENHAGEN CENTRUM	02/10/1959	Cancelled(6*)	0	0	5	-5	-100.00%	5	26	0		None		P,S,T,M,VP SC	N/R		
20171	COPENHAGEN OSTERBRO	04/21/1959	Active	10	1	3	-2	-16.67%	12	2	0		None		P,S,T,M,VP SC	N/R		
20170	COPENHAGEN VALBY	11/27/1957	Active	2	0	0	0	0.00%	2		0		2		M,VP,SC	4		
36589	DIANALUND	02/07/1979	Active	11	0	1	-1	-8.33%	12	46	7		None		P,S,T,M,VP SC	N/A		
20172	DRAGOR	03/11/1964	Active	12	2	3	-1	-7.69%	14	4	0		2		S,VP	24+		
51143	DRAGSHOLM	12/27/1990	Active	21	2	1	1	5.00%	21	0	0			IP	SC	12	\$2,213.84	
20328	EGEDAL	08/21/1972	Active	13	2	1	1	8.33%	12	3	1		None		P,S,M,VP,SC	N/A		
20306	EYSTUROY	08/22/1969	Active	12	1	0	1	9.09%	11		1		None		P,S,T,M,VP SC	N/R		
20314	FREDERIKSBORG	05/07/1962	Active	18	1	5	-4	-18.18%	22	20	0			N	M	N/R		
20304	FREDERIKSVAERK	03/01/1965	Active	8	1	0	1	14.29%	7		6		None		P,S,T,M,VP SC	N/A		
20175	FUGLEBJERG	07/26/1973	Active	13	0	0	0	0.00%	13		18		None		P,S,T,M,VP SC	N/A		
20331	FURESO	12/08/1964	Active	6	1	1	0	0.00%	6	1	0		5	N	M,SC	N/A		
20327	GLADSAXE	03/07/1966	Active	18	5	6	-1	-5.26%	19	12	0			N		N/A	\$693.00	
20177	GREVE	09/28/1965	Active	8	0	0	0	0.00%	8		3				VP,SC	N/R		
20315	GRIBSKOV	04/17/1967	Active	15	1	2	-1	-6.25%	16	6	1		None		P,S,T,M,VP SC	N/A		
20174	HASLEV	09/16/1969	Active	8	0	0	0	0.00%	8		19		None		P,S,T,M,VP SC	N/A		
64250	HEDELAND	05/08/2001	Active	5	1	2	-1	-16.67%	6	27	0		11	N	M,SC	N/A	\$1,428.14	
20302	HELLERUP	11/22/1955	Active	30	0	4	-4	-11.76%	33	11	0		2	R	M,SC	5	\$6,477.69	
20309	HERLEV	04/10/1962	Active	24	2	1	1	4.35%	24	2	1		None		P,S,T,M,VP SC	N/R		
38332	HONG	04/29/1980	Active	21	2	1	1	5.00%	20	5	1			N	SC	N/A		



# Club Health Assessment for District 106 A through May 2025

			Status	Membership							Reports					Finance		LCIF
Club Number	Club Name	Charter Date		Current Member Count	YTD Members Added	YTD Members Dropped	YTD Net Growth	YTD Net Growth%	Member Count 12 Months Ago	Avg. length of service for dropped members	Months Since Last MMR ***	Yrs. Since Last Officer Report	President Rotation	Vice President Reported ****	Months Since Last Activity Report ***	Account Balance	Donations for current Fiscal Year	
			Number of times on status quo within last two years	If below 15 members appears				If net loss is greater than 20% appears			If no report in 3 months appears in	When more than one year appears in	Number of repeat terms		Notes the officers that do not have an active	If no report at 12 months appears in red		
29226	HUNDESTED	04/30/1974	Active	14	1	3	-2	-12.50%	16	7	1		None		P,S,T,M,VP SC	N/A		
20180	HVIDOVRE	10/03/1963	Active	14	0	2	-2	-12.50%	16	2	1		3		S,M,VP,SC	N/A		\$306.92
46061	ILULISSAT JACOBHAVN	04/18/1986	Active	25	6	3	3	13.64%	23	6	1			N	T,M,SC	N/R		
20199	ISHØJ	10/05/1971	Active	15	1	3	-2	-11.76%	17	5	3		2	N		24+		\$555.58
50090	JERNLOSE	01/08/1990	Active	13	0	0	0	0.00%	13		2			IP	SC	N/R		
58384	JYLLINGE	06/04/1996	Active	6	0	0	0	0.00%	6		19		None		P,S,T,M,VP SC	N/A		
28230	KALUNDBORG	03/29/1974	P- Active	11	0	2	-2	-15.38%	13	33	0		None		P,S,T,M,VP SC	N/R		\$460.37
35602	KARLSLUNDE	05/03/1978	Active	2	0	0	0	0.00%	2		3		8		VP	4		\$417.55
20181	KASTRUP TARNBY	03/11/1963	Active	7	0	1	-1	-12.50%	8	37	9		None		P,S,T,M,VP SC	N/R		\$144.26
35078	KLAKSVIK	02/27/1978	Active	1	0	0	0	0.00%	1		99		None		P,S,T,M,VP SC	N/A		
20182	KOGE	03/09/1967	Active	16	0	1	-1	-5.88%	17	7	3			N	M,SC	N/A		\$3,157.19
20183	KORSOR	06/02/1967	Active	12	0	0	0	0.00%	12		19				M,VP,SC	N/A		
37848	LANGENBAEK	12/10/1979	Active	22	0	2	-2	-8.33%	24	45	0			N		N/A		
49839	LEJRE	09/05/1989	Active	10	0	0	0	0.00%	10		19		None		P,S,T,M,VP SC	24+		\$695.91
108469	LILJAN TØRSHAVN	05/25/2010	Active	14	0	0	0	0.00%	14		17		None		P,S,T,M,VP SC	N/R		
20184	MARIBO	02/02/1966	Active	9	2	1	1	12.50%	9	5	0			N	SC	N/A		
20185	MON	06/12/1967	Active	20	2	0	2	11.11%	17		3		2	N	M,SC	N/R		\$1,087.50
20186	NAESTVED	09/11/1962	Active	5	0	2	-2	-28.57%	7	7	7		3		T,M,VP,SC	N/R		
20179	NAESTVED HERLUFSHOLM	01/04/1972	Active	1	0	2	-2	-66.67%	3	14	4		None		P,S,T,M,VP SC	N/A		
20187	NAKSKOV	06/28/1967	Active	29	3	3	0	0.00%	29	25	1			N		N/R		
46059	NORRE ALSLEV	04/16/1986	Active	15	1	0	1	7.14%	14		3		2	N	M,VP,SC	N/R		\$767.29
Exc Award (06/30/2018)																		
35216	NUUK	03/20/1978	Active	11	0	3	-3	-21.43%	14	4	0		None		P,S,T,M,VP SC	N/R		\$3,836.44
20188	NYKOBING	02/06/1964	Active	9	3	1	2	28.57%	7	15	0		None		P,S,T,M,VP SC	N/R		
58393	NYSTED	06/03/1996	Active	18	1	3	-2	-10.00%	20	12	1		2	N	M,VP,SC	N/R		\$513.91





# Club Health Assessment for District 106 A through May 2025

			Status	Membership							Reports					Finance		LCIF
Club Number	Club Name	Charter Date		Current Member Count	YTD Members Added	YTD Members Dropped	YTD Net Growth	YTD Net Growth%	Member Count 12 Months Ago	Avg. length of service for dropped members	Months Since Last MMR ***	Yrs. Since Last Officer Report	President Rotation	Vice President Reported ****	Months Since Last Activity Report ***	Account Balance	Donations for current Fiscal Year	
			Number of times on status quo within last two years	If below 15 members appears				If net loss is greater than 20% appears			If no report in 3 months appears in	When more than one year appears in	Number of repeat terms	Notes the officers that do not have an active	If no report at 12 months red			
20322	ODSHERRED	08/03/1971	Active	14	0	1	-1	-6.67%	14	9	8		None	P,S,T,M,VP SC	N/A			
63123	OSTBORNHOLM	05/04/2000	Active	0	0	10	-10	-100.00%	12	21	0		None	P,S,T,M,VP SC	N/A			
31573	PRAESTO FLADSA	01/16/1976	Active	14	1	0	1	7.69%	13		7		4	N	M,SC	N/A		
47433	QAQORTOQ	06/11/1987	Active	6	0	3	-3	-33.33%	9	4	4		None	P,S,T,M,VP SC	N/R			
31574	RAMSO	01/20/1976	Active	8	1	2	-1	-11.11%	9	24	1			VP,SC	N/R		\$695.91	
20191	RINGSTED	05/20/1959	Active	19	0	0	0	0.00%	19		1		2	N	T,M	N/R	\$4,469.03	
30889	RINGSTED KNUD LAVARD	06/06/1975	Active	22	1	4	-3	-12.00%	25	10	8			N	S,T,M,SC	N/R	\$2,646.07	
20190	RONNE	04/06/1967	Active	20	2	3	-1	-4.76%	21	25	0		2	N	M,SC	N/A		
107009	ROSKILDE ABSALON	12/09/2009	Active	9	5	1	4	80.00%	5	15	1			T,M,VP,SC	3			
20192	SAKSKOBING	11/26/1962	Active	14	0	1	-1	-6.67%	15	8	0		None	P,S,T,M,VP SC	N/A			
48545	SISIMIUT	05/02/1988	Active	12	0	0	0	0.00%	12		18		None	P,S,T,M,VP SC	N/R			
34464	SKAELSKOR	09/14/1977	Active	17	0	0	0	0.00%	17		4			N		N/R	\$1,534.58	
20193	SLAGELSE	12/07/1962	Active	19	1	1	0	0.00%	19	14	5			M,VP,SC	N/A			
20326	SOLLEROD	01/17/1957	Active	12	0	3	-3	-20.00%	15	21	5			N	M,SC	N/A		
20195	SOLROD	09/27/1972	Active	6	0	1	-1	-14.29%	7	38	0		2	N	S,M,SC	24+		
20194	SORO	08/21/1972	Active	20	1	0	1	5.26%	19		10			N	SC	N/A	\$1,534.58	
20196	STEVNS	02/16/1973	Active	19	2	1	1	5.56%	18	8	3			M,VP,SC	N/A		\$1,319.49	
46168	SUDUROY	05/09/1986	Active	40	3	3	0	0.00%	40	17	3		None	P,S,T,M,VP SC	N/A			
32819	SUSA	10/11/1976	Active	18	2	2	0	0.00%	17	27	0		None	P,S,T,M,VP SC	N/R			
37547	SVINNINGE	09/24/1979	Active	13	0	0	0	0.00%	13		1		None	P,S,T,M,VP SC	N/A		\$767.29	
20197	SYDFALSTER	05/02/1973	Active	9	0	1	-1	-10.00%	10	28	3		4	S,T,M,VP,SC	N/R			
59798	SYDLOLLAND	06/27/1997	Active	17	0	0	0	0.00%	17		1			IP	M,SC	N/R		
20198	TASTRUP	09/15/1966	Active	0	0	7	-7	-100.00%	7	24	1		None	P,S,T,M,VP SC	N/A			
120273	Tindur Skarvanes	09/04/2013	Active	36	1	6	-5	-12.20%	41	13	2		None	P,S,T,M,VP SC	N/A			
44864	TOLLOSE	04/29/1985	Active	18	2	3	-1	-5.26%	19	17	0		None	N	P,M	N/A	\$1,322.22	



## Club Health Assessment for District 106 A through May 2025

Club Number	Club Name	Charter Date	Status	Membership							Reports					Finance	LCIF
				Current Member Count	YTD Members Added	YTD Members Dropped	YTD Net Growth	YTD Net Growth%	Member Count 12 Months Ago	Avg. length of service for dropped members	Months Since Last MMR ***	Yrs. Since Last Officer Report	President Rotation	Vice President Reported ****	Months Since Last Activity Report ***	Account Balance	Donations for current Fiscal Year
			Number of times on status quo within last two years	If below 15 members appears				If net loss is greater than 20% appears			If no report in 3 months appears in	When more than one year appears in	Number of repeat terms	Notes the officers that do not have an active	If no report at 12 months appears in red		
32744	TORNVED	09/07/1976	Active	1	0	3	-3	-75.00%	4	14	0		None	P,S,T,M,VP SC	N/A		
20330	TORSHAVN	09/28/1966	Active	47	1	1	0	0.00%	47	5	2			N	M,SC	N/R	
20200	TUNE	05/25/1973	Active	15	2	1	1	7.14%	13	14	1		2		T,M,VP,SC	N/R	
45791	VAGAR	02/11/1986	Active	31	2	0	2	6.90%	29		9		2	N	S,T,M,VP,SC	N/A	
20201	VALLENSBAEK	12/26/1969	Active	15	0	0	0	0.00%	17		0			N	M,SC	N/R	\$1,500.00
20333	VIRUM	02/15/1968	Active	6	0	0	0	0.00%	7		11		None		P,S,T,M,VP SC	N/A	\$216.39
20203	VORDINGBORG	03/25/1965	Active	11	3	0	3	37.50%	6		7		None		P,S,T,M,VP SC	N/R	

Clubs Cancelled Previous Fiscal Year – Clubs Cancelled within last 12 months may be reinstated

Club Number	Club Name	Charter Date	Current Status*	Cancellation Date
20308	FREDENSBORG	02/12/1969	Cancelled(7*)	04/29/2024
20319	KARLEBO	07/10/1970	Cancelled(6*)	12/29/2023
53581	NORRE ALSLEV HELENERNE	08/11/1992	Cancelled(6*)	12/29/2023
38333	SKOVLUNDE	04/29/1980	Cancelled(6*)	12/29/2023
97684	SLAGELSE DAISY	09/06/2006	Cancelled(6*)	12/29/2023

Current Total Clubs Count	YTD New Clubs Count	YTD Cancelled Clubs Count	YTD Net Club Gain	Current Total Members Count	YTD Add	YTD Drop	YTD Net Growth	YTD Net Growth %	Member Count 12 Months Ago	Average Member Count Per Club	% of Clubs with less than 20 members	% No MMR in 3 Months	% No Officer Report in 12 Months	% of Clubs with balance 90+ days	Number of Clubs in Status Quo	% Status Quo Clubs in Financial Suspension	Number of Cancelled Clubs	Average Cancelled Club Age	Members Lost Due to Cancellation	% of Clubs Cancelled for Non-Financial Reasons
79	0	1	-1	1,093	73	132	-59	-5.12%	1,157	14	81%	44%	0%	0%	0	0%	1	267	5	100%

\* - P - Priority Club. Cancellation Reasons: 1-Objectives/conduct, 2-Non-active club, 5-Non-existing club, 6-Disbanding, 7-Merger, 8-Financial Suspension, 9-District/Multiple District Dues.

\*\* - Abbreviation: P-President, S-Secretary, T-Treasurer, M-Member Chairperson, VP-First Vice President, MC-Communications Chairperson, SC-Service Chairperson

\*\*\* - Abbreviation: N/R - Never reported using the Lions Clubs website, N/A - Not applicable, No password registered for the Lions Clubs website.

\*\*\*\* - Abbreviation: N - New, IP - Immediate Past, R - Repeat.



# Club Health Assessment for District 106 B through May 2025

			Status	Membership							Reports					Finance		LCIF
Club Number	Club Name	Charter Date		Current Member Count	YTD Members Added	YTD Members Dropped	YTD Net Growth	YTD Net Growth%	Member Count 12 Months Ago	Avg. length of service for dropped members	Months Since Last MMR ***	Yrs. Since Last Officer Report	President Rotation	Vice President Reported ****	Months Since Last Activity Report ***	Account Balance	Donations for current Fiscal Year	
			Number of times on status quo within last two years	If below 15 members appears				If net loss is greater than 20% appears			If no report in 3 months appears in	When more than one year appears in	Number of repeat terms	Notes the officers that do not have an active	If no report at 12 months appears in red			
Clubs more than two years old																		
20208	AABYBRO	02/25/1972	P- Active	27	3	2	1	3.85%	27	3	0			N T	N/A			
20204	AALBORG	12/16/1953	Active	27	0	3	-3	-10.00%	30	12	1		None	P,S,T,M,VP SC	N/A			
20205	AALBORG BUDOLFI	08/21/1963	Active	10	1	4	-3	-23.08%	14	35	0		None	N P,T,M,SC	N/A			
49133	AALBORG LIMFJORDEN	01/04/1989	Active	9	1	1	0	0.00%	9	1	1		None	P,S,T,M,VP SC	N/A			
20206	AALBORG MARIENDAL	12/01/1964	Active	14	1	4	-3	-17.65%	17	11	0			M,VP,SC	N/R			
20210	AALESTRUP	02/25/1972	Active	23	4	0	4	21.05%	19		4			N P,M,SC	N/R			
20209	AARS	04/02/1964	Active	42	3	1	2	5.00%	40	45	0			N S,M	N/A		\$3,625.00	
104310	AARS AARSTIDENS KVINDER	02/02/2009	Active	24	1	1	0	0.00%	23	14	4			IP M	4		\$699.00	
47432	AASKOV	06/11/1987	Active	21	4	2	2	10.53%	19	21	4		None	P,S,T,M,VP SC	N/A			
20212	ARDEN	01/15/1974	Active	24	2	5	-3	-11.11%	27	12	2			N M,SC	3			
Exc Award (06/30/2024)																		
20211	AULUM	04/08/1970	Active	24	1	3	-2	-7.69%	26	31	5		None	P,S,T,M,VP SC	N/A		\$7,212.81	
28053	BJERRINGBRO	02/15/1974	Active	25	4	2	2	8.70%	23	6	2		None	P,S,T,M,VP SC	N/R		\$1,046.20	
44175	BRANDE	07/10/1984	Active	29	4	2	2	7.41%	26	4	0			N SC	N/A			
20213	BRONDERSLEV	08/13/1970	Active	22	2	0	2	10.00%	19		3			N M	N/R			
20218	DRONNINGLUND	01/15/1970	Active	25	4	1	3	13.64%	22	38	0			N M	N/A			
78493	DRONNINGLUND INGEBORG SKEEL	03/15/2004	Active	23	3	1	2	9.52%	21	1	4			N M	N/R			
41037	EBELTOFT MOLS	03/29/1982	Active	8	0	1	-1	-11.11%	9	9	0		None	P,S,T,M,VP SC	N/A			
38869	FARSO	08/25/1980	Active	15	0	1	-1	-6.25%	16	2	2		None	P,S,T,M,VP SC	N/A		\$460.37	
67717	FARSO THIT JENSEN	04/14/2003	Active	16	3	4	-1	-5.88%	17	5	4			N	N/A			
47723	FJENDS	09/21/1987	Active	23	0	1	-1	-4.17%	24	3	3		None	P,S,T,M,VP SC	N/R		\$1,043.85	
45148	FJERRITSLEV	06/06/1985	Active	19	0	0	0	0.00%	19		19		None	P,S,T,M,VP SC	N/A			
75977	FJERRITSLEV VESTERHAVSFRUERNE	06/30/2003	Active	18	1	2	-1	-5.26%	19	6	0		None	P,S,T,M,VP SC	N/A		\$793.41	




# Club Health Assessment for District 106 B through May 2025

			Status	Membership							Reports					Finance	LCIF	
Club Number	Club Name	Charter Date		Current Member Count	YTD Members Added	YTD Members Dropped	YTD Net Growth	YTD Net Growth%	Member Count 12 Months Ago	Avg. length of service for dropped members	Months Since Last MMR ***	Yrs. Since Last Officer Report	President Rotation	Vice President Reported ****	Months Since Last Activity Report ***	Account Balance	Donations for current Fiscal Year	
			Number of times on status quo within last two years	If below 15 members appears					If net loss is greater than 20% appears			If no report in 3 months appears in	When more than one year appears in	Number of repeat terms	Notes the officers that do not have an active	If no report at 12 months appears in red		
20215	FREDERIKSHAVN	11/05/1957	Active	33	0	1	-1	-2.94%	34	40	7		None	P,S,T,M,VP SC	N/R		\$767.29	
56393	FREDERIKSHAVN BANNERSLUND	01/06/1995	Active	36	1	0	1	2.86%	35		4			N	M,SC	N/A		
20214	GL ESTRUP	08/15/1969	Active	18	1	0	1	5.88%	18		5			N		N/A	\$793.41	
20217	GRENAA	09/21/1962	Active	34	3	0	3	9.68%	30		3			N		N/R		
64107	GRENAA OLIVIA	03/27/2001	Active	23	1	1	0	0.00%	23	7	1			N	M,SC	1		
20224	GUG	12/02/1970	Active	10	0	1	-1	-9.09%	11	2	3				S,M,VP,SC	N/R		
20219	HADSTEN	11/27/1970	Active	17	3	3	0	0.00%	17	21	0		None	P,S,T,M,VP SC	N/A			
30477	HALS	03/31/1975	Active	38	2	5	-3	-7.32%	41	22	0		None	P,S,T,M,VP SC	N/A			
65350	HALS SOPHIE HEDVIG	05/17/2002	Active	28	1	4	-3	-9.68%	31	6	1		None	P,S,T,M,VP SC	N/R			
20247	HAMMER BAKKER	08/03/1971	Active	20	1	2	-1	-4.76%	22	6	0		None	P,S,T,VP,SC	N/R			
88768	HAMMER BAKKER HAMMERPIGERNE	06/30/2005	Active	15	0	1	-1	-6.25%	16	3	4			T,M,VP,SC	N/R		\$1,381.12	
20221	HANBO BROVST	05/22/1972	Active	25	0	5	-5	-16.67%	30	2	0		None	P,S,T,M,VP SC	N/A		\$767.29	
42562	HANSTHOLM	04/22/1983	Active	27	1	1	0	0.00%	27	1	3		None	P,S,T,M,VP SC	N/A		\$460.37	
20216	HASSERIS	08/08/1961	Active	33	2	4	-2	-5.71%	35	10	0		None	P,S,T,M,VP SC	N/A			
20222	HERNING	12/01/1964	Active	17	0	2	-2	-10.53%	19	12	0			N		2		
46741	HERNING ULDJYDEN	12/30/1986	Active	14	1	2	-1	-6.67%	15	21	0		None	P,VP,SC	1			
64270	HIMMELBJERGET	05/15/2001	Active	21	1	1	0	0.00%	21	2	2		None	P,S,T,M,VP SC	N/R		\$418.52	
30132	HINNERUP	01/13/1975	Active	13	1	0	1	8.33%	12		4		2	IP	M,SC	N/R	\$460.37	
66360	HINNERUP DAGMARS KILDE	06/27/2002	Active	29	0	1	-1	-3.33%	30	13	2		2	N		0		
44559	HIRTSHALS	01/31/1985	Active	37	5	0	5	15.63%	32		4			N	M,SC	N/A		
20226	HJORRING	02/09/1956	Active	22	1	6	-5	-18.52%	25	4	0		2	N	M	N/A	\$1,841.50	
63138	HJORRING SCT CATHARINA	05/10/2000	Active	22	2	1	1	4.76%	22	6	0		None	P,S,T,M,VP SC	N/A		\$1,565.94	
20227	HJORRING VENDIA	10/08/1973	Active	18	0	1	-1	-5.26%	18	27	0				S,T,M,VP,SC	N/A		
20223	HOBRO	01/15/1974	Active	14	0	1	-1	-6.67%	15	8	1				M,VP,SC	N/A	\$1,043.86	



# Club Health Assessment for District 106 B through May 2025

			Status	Membership							Reports					Finance	LCIF
Club Number	Club Name	Charter Date		Current Member Count	YTD Members Added	YTD Members Dropped	YTD Net Growth	YTD Net Growth%	Member Count 12 Months Ago	Avg. length of service for dropped members	Months Since Last MMR ***	Yrs. Since Last Officer Report	President Rotation	Vice President Reported ****	Months Since Last Activity Report ***	Account Balance	Donations for current Fiscal Year
			Number of times on status quo within last two years	If below 15 members appears				If net loss is greater than 20% appears			If no report in 3 months appears in	When more than one year appears in	Number of repeat terms		Notes the officers that do not have an active	If no report at 12 months appears in red	
20228	HOLSTEBRO	09/23/1968	Active	32	2	1	1	3.23%	31	14	1			N	SC	0	\$417.50
64910	HOLSTEBRO KAROLINE	01/15/2002	Active	27	1	3	-2	-6.90%	29	7	5			N		5	\$145.00
20230	HVETBO	12/01/1969	Active	35	4	3	1	2.94%	34	7	3			N	M	5	
45789	HVORSLEV	02/14/1986	Active	16	1	0	1	6.67%	16		4			N	S	N/A	
20231	IKAST	11/19/1970	Active	23	0	0	0	0.00%	18		0			N	M,SC	N/A	
68500	KALO	04/14/2003	Active	13	4	5	-1	-7.14%	14	16	4				M,VP,SC	N/R	
45149	KARUP	06/21/1985	Active	27	2	2	0	0.00%	27	14	4		2	N	M,SC	N/R	\$2,436.48
Exc Award (06/30/2018)																	
82607	KATTEGAT	06/14/2004	Active	21	1	2	-1	-4.55%	22	2	6		2		T,M,VP,SC	N/A	
29137	KJELLERUP	04/16/1974	Active	18	1	0	1	5.88%	17		4		None		P,S,T,M,VP SC	N/R	\$2,230.49
20232	KLARUP	12/10/1970	Active	11	0	6	-6	-35.29%	17	12	1		None		P,S,T,M,VP SC	N/A	
44863	LANGA	04/11/1985	Active	26	3	0	3	13.04%	23		3		None		P,S,T,M,VP SC	N/A	
36069	LEMVIG	09/27/1978	Active	28	2	1	1	3.70%	27	1	2			N	M,SC	N/A	
78763	LEMVIG LIDENLUND	04/12/2004	Active	3	2	0	2	200.00%	1		0		None		P,S,T,M,VP SC	N/A	
78506	LIMFJORD	03/18/2004	Active	17	1	0	1	6.25%	16		3				M,VP,SC	N/A	
20233	LINDHOLM	05/16/1970	Active	1	0	0	0	0.00%	1		19		None		P,S,T,M,VP SC	N/A	
20234	LOGSTOR	02/01/1967	Active	29	2	5	-3	-9.38%	33	20	0		None		P,S,T,M,VP SC	N/A	
66361	LOGSTOR FREJA	06/27/2002	Active	30	4	1	3	11.11%	27	1	1		3		T,M,VP,SC	N/A	
54085	LOKKEN	02/11/1993	Active	33	3	0	3	10.00%	30		4		None		P,S,T,M,VP SC	N/A	\$793.41
78507	LOKKEN VRA HAVFRUERNE	03/18/2004	Active	27	4	4	0	0.00%	27	4	0			N	M,SC	N/A	\$476.04
51989	MOLDRUP	09/03/1991	Active	26	2	2	0	0.00%	26	31	2				P,T,M,VP,SC	N/R	
97768	MOLDRUP VOLVERNE	09/27/2006	Active	26	2	1	1	4.00%	26	1	1			N	M	1	
33148	MORSO	12/27/1976	Active	21	0	1	-1	-4.55%	23	47	0		None		P,S,T,M,VP SC	N/R	
28054	NIBE	02/15/1974	Active	47	4	1	3	6.82%	42	3	1		None		P,S,T,VP,SC	N/A	
67440	NIBE GULDGAASEN	03/13/2003	Active	35	1	1	0	0.00%	33	3	0		2	R	S,M,SC	12	



# Club Health Assessment for District 106 B through May 2025

			Status	Membership							Reports					Finance		LCIF
Club Number	Club Name	Charter Date		Current Member Count	YTD Members Added	YTD Members Dropped	YTD Net Growth	YTD Net Growth%	Member Count 12 Months Ago	Avg. length of service for dropped members	Months Since Last MMR ***	Yrs. Since Last Officer Report	President Rotation	Vice President Reported ****	Months Since Last Activity Report ***	Account Balance	Donations for current Fiscal Year	
			Number of times on status quo within last two years	If below 15 members appears				If net loss is greater than 20% appears			If no report in 3 months appears in	When more than one year appears in	Number of repeat terms		Notes the officers that do not have an active	If no report at 12 months appears in red		
116735	NORDDJURS SVANERNE	05/02/2012	Active	23	2	2	0	0.00%	23	9	1		None	P,S,T,M,VP SC	N/R			
20235	NORRESUNDBY	01/26/1961	Active	8	0	0	0	0.00%	8		6		3	M,VP,SC	N/A			
62366	PANDRUP	09/24/1999	Active	12	0	0	0	0.00%	12		16		None	P,S,T,M,VP SC	N/A		\$320.48	
20238	RANDERS	06/08/1955	Active	16	0	1	-1	-5.88%	17	3	0		2	M,VP,SC	N/R		\$278.37	
	Exc Award (06/30/2016)																	
20237	RANDERS GUDENAA	09/21/1966	Cancelled(6*)	0	0	9	-9	-100.00%	9	24	2		None	P,S,T,M,VP SC	N/A			
28055	RANDERS NIELS EBBESEN	02/11/1974	Active	3	0	2	-2	-40.00%	6	24	0		None	P,S,T,M,VP SC	N/R			
20246	REBILD	10/20/1972	Active	20	0	3	-3	-13.04%	22	20	0		None	P,S,T,M,VP SC	N/R			
20284	RINGKOBING	05/22/1972	Active	54	4	0	4	8.00%	50		0			N S,T,M,SC	N/A		\$1,043.86	
82606	ROLD SKOV REBILD	06/14/2004	Active	19	3	1	2	11.76%	17	12	0			N M	2			
20236	RONDE	07/23/1973	Active	22	0	0	0	0.00%	22		6		None	P,S,T,M,VP SC	N/A			
20229	ROSENHOLM	11/28/1962	Active	19	0	2	-2	-9.52%	21	17	1			N M,SC	N/A		\$306.92	
20245	RY	12/03/1969	Active	22	4	2	2	10.00%	21	20	3			P,M,VP,SC	N/R			
20239	SAEBY	05/08/1963	Active	31	3	2	1	3.33%	31	32	1		None	P,S,T,M,VP SC	N/A			
67716	SALLING / MORS	04/14/2003	Active	25	2	1	1	4.17%	24	0	0			N SC	N/A		\$767.29	
20243	SILKEBORG	05/20/1964	Active	13	3	2	1	8.33%	12	11	2		None	P,S,T,M,VP SC	N/A			
64210	SILKEBORG THEODORA	04/13/2001	Active	13	0	0	0	0.00%	13		0		None	P,S,T,M,VP SC	N/A		\$306.92	
20241	SKAGEN	04/15/1964	Active	27	1	0	1	3.85%	26		0		None	P,S,T,M,VP SC	N/A			
67490	SKAGEN ANNA ANCHER	03/27/2003	Active	28	2	1	1	3.70%	27	12	1			M,VP,SC	0		\$695.91	
20240	SKIVE	02/19/1963	Active	27	0	2	-2	-6.90%	29	22	1		None	P,S,T,M,VP SC	N/R		\$837.04	
20242	SKODSTRUP	07/09/1968	Active	23	1	1	0	0.00%	23	52	9		None	P,S,T,M,VP SC	N/R			
20244	STRUER	02/17/1972	Active	19	3	3	0	0.00%	19	17	0			N SC	19		\$1,391.81	
65007	STRUER KIRSTEN BANG	02/15/2002	Active	11	0	4	-4	-26.67%	13	2	0		None	P,S,T,M,VP SC	N/R			
20248	SVENSTRUP	05/11/1973	Active	21	3	3	0	0.00%	21	16	2		3	N M,SC	1			
35213	SYDTHY	03/27/1978	Active	22	3	2	1	4.76%	21	14	1		None	P,S,T,M,VP SC	N/A		\$1,395.07	



# Club Health Assessment for District 106 B through May 2025

Club Number	Club Name	Charter Date	Status	Membership							Reports					Finance	LCIF
				Current Member Count	YTD Members Added	YTD Members Dropped	YTD Net Growth	YTD Net Growth%	Member Count 12 Months Ago	Avg. length of service for dropped members	Months Since Last MMR ***	Yrs. Since Last Officer Report	President Rotation	Vice President Reported ****	Months Since Last Activity Report ***	Account Balance	Donations for current Fiscal Year
			Number of times on status quo within last two years	If below 15 members appears				If net loss is greater than 20% appears			If no report in 3 months appears	When more than one year appears in	Number of repeat terms	Notes the officers that do not have an active	If no report at 12 months appears in red		
67436	SYDTHY LIDEN KIRSTEN	03/13/2003	Active	21	1	0	1	5.00%	20		0			N	M	N/A	\$1,043.73
20249	THISTED	10/03/1966	Active	47	1	2	-1	-2.08%	46	1	2			N	M,SC	5	
57846	THISTED THYLANDIA	02/06/1996	Active	33	3	0	3	10.00%	30		0		None	N	P,SC	N/A	\$431.47
46060	TJELE	04/16/1986	Active	16	0	1	-1	-5.88%	17	7	0		None		P,S,T,M,VP SC	N/A	
84861	TREHOJE LINGTOTTER	03/30/2005	Active	16	0	1	-1	-5.88%	17	20	0			N		N/R	
48051	TREHOJE VEST	01/14/1988	Active	27	2	2	0	0.00%	26	23	0			N		0	
42434	ULFBORG VEMB	03/03/1983	Active	14	1	2	-1	-6.67%	15	2	2			N	M,SC	N/A	
35214	VADUM	03/28/1978	Active	9	0	1	-1	-10.00%	10	7	2		None		P,S,T,M,VP SC	N/A	
20250	VIBORG	06/10/1959	Active	38	3	4	-1	-2.56%	39	29	0		None		P,S,T,M,VP SC	N/R	
56136	VIBORG BORGVOLD	10/06/1994	Active	15	2	0	2	15.38%	13		2		2		M,VP,SC	N/A	\$1,043.86
33564	VILDBJERG	03/28/1977	Active	23	6	1	5	27.78%	15	0	0			N	M,SC	N/A	
38077	VINDERUP	02/11/1980	Active	24	0	2	-2	-7.69%	26	14	3				VP	1	\$2,498.84
64962	VINDERUP-VICTORIA	01/30/2002	Active	11	0	1	-1	-8.33%	12	6	0		None		P,S,T,M,VP SC	N/A	
20251	VRAA	01/07/1972	Active	1	0	0	0	0.00%	1		19		None		P,S,T,M,VP SC	N/A	

Clubs Cancelled Previous Fiscal Year – Clubs Cancelled within last 12 months may be reinstated

Club Number	Club Name	Charter Date	Current Status*	Cancellation Date
20225	HAMMEL	04/14/1972	Cancelled(6*)	02/29/2024
49020	PURHUS	11/15/1988	Cancelled(6*)	12/29/2023
59028	RANDERS MALVINA	01/28/1997	Cancelled(6*)	06/29/2024

Current Total Clubs Count	YTD New Clubs Count	YTD Cancelled Clubs Count	YTD Net Club Gain	Current Total Members Count	YTD Add	YTD Drop	YTD Net Growth	YTD Net Growth %	Member Count 12 Months Ago	Average Member Count Per Club	% of Clubs with less than 20 members	% No MMR in 3 Months	% No Officer Report in 12 Months	% of Clubs with balance 90+ days	Number of Clubs in Status Quo	% Status Quo Clubs in Financial Suspension	Number of Cancelled Clubs	Average Cancelled Club Age	Members Lost Due to Cancellation	% of Clubs Cancelled for Non-Financial Reasons
107	0	1	-1	2,377	168	183	-15	-0.63%	2,379	22	38%	34%	0%	0%	0	0%	1	173	9	100%





Club Health Assessment for District 106 B through May 2025

			Status	Membership							Reports					Finance	LCIF
Club Number	Club Name	Charter Date		Current Member Count	YTD Members Added	YTD Members Dropped	YTD Net Growth	YTD Net Growth%	Member Count 12 Months Ago	Avg. length of service for dropped members	Months Since Last MMR ***	Yrs. Since Last Officer Report	President Rotation	Vice President Reported ****	Months Since Last Activity Report ***	Account Balance	Donations for current Fiscal Year
			Number of times on status quo within last two years	If below 15 members appears				If net loss is greater than 20% appears			If no report in 3 months appears in	When more than one year appears in	Number of repeat terms	Notes the officers that do not have an active	If no report at 12 months appears in red		

\* - P - Priority Club. Cancellation Reasons: 1-Objectives/conduct, 2-Non-active club, 5-Non-existing club, 6-Disbanding, 7-Merger, 8-Financial Suspension, 9-District/Multiple District Dues.  
\*\* - Abbreviation: P-President, S-Secretary, T-Treasurer, M-Member Chairperson, VP-First Vice President, MC-Communications Chairperson, SC-Service Chairperson  
\*\*\* - Abbreviation: N/R - Never reported using the Lions Clubs website, N/A - Not applicable, No password registered for the Lions Clubs website.  
\*\*\*\* - Abbreviation: N - New, IP - Immediate Past, R - Repeat.





# Club Health Assessment for District 106 C through May 2025

			Status	Membership							Reports					Finance		LCIF				
Club Number	Club Name	Charter Date		Current Member Count	YTD Members Added	YTD Members Dropped	YTD Net Growth	YTD Net Growth%	Member Count 12 Months Ago	Avg. length of service for dropped members	Months Since Last MMR ***	Yrs. Since Last Officer Report	President Rotation	Vice President Reported ****	Months Since Last Activity Report ***	Account Balance	Donations for current Fiscal Year					
			Number of times on status quo within last two years	If below 15 members appears					If net loss is greater than 20% appears							If no report in 3 months appears in	When more than one year appears in	Number of repeat terms	Notes the officers that do not have an active	If no report at 12 months appears in red		
Clubs more than two years old																						
49171	AARHUS RÉGINA	01/24/1989	Active	11	0	0	0	0.00%	11		1		5	S,T,M,VP,SC	N/A							
20255	AARHUS SCT CLEMENS	04/27/1964	Active	22	0	2	-2	-8.33%	24	4	0			S,M,VP,SC	N/A							
20253	AARHUS-VIBY	06/26/1954	Active	10	0	0	0	0.00%	9		2		None	P,S,T,M,VP SC	N/A							
100946	ALS	12/26/2007	Active	22	3	4	-1	-4.35%	24	11	0			M,VP,SC	13		\$400.00					
20257	ASSENS	04/08/1964	Active	11	2	0	2	22.22%	9		1			N SC	N/R							
43161	BEDER & MALLING	11/29/1983	Active	13	5	5	0	0.00%	13	8	0		None	P,S,T,M,VP SC	N/R		\$974.27					
34978	BILLUND-GRINDSTED	01/24/1978	Active	30	4	1	3	11.11%	26	0	0		None	P,S,T,M,VP SC	24+		\$697.53					
20258	BOGENSE	10/01/1971	Active	28	1	5	-4	-12.50%	32	17	2		None	P,S,T,M,VP SC	N/A		\$170.00					
37963	BORKOP	01/22/1980	Active	23	1	3	-2	-8.00%	26	16	3		None	P,S,T,M,VP SC	N/A		\$695.91					
20259	BOV	02/15/1970	Active	18	3	2	1	5.88%	18	11	5			N	N/R							
42435	BRAEDSTRUP	03/07/1983	Active	28	2	1	1	3.70%	28	42	0			N S	24+		\$1,539.93					
36822	BRAMDRUPDAM	03/23/1979	Active	17	4	0	4	30.77%	13		2		2	T,M,VP,SC	N/A							
20260	BRAMMINGE	12/09/1963	Active	11	0	0	0	0.00%	11		0		None	P,S,T,M,VP SC	N/R							
29643	BROAGER GRAASTEN	07/26/1974	Active	13	0	1	-1	-7.14%	14	44	6		2	N S,SC	4		\$11,126.34					
60639	BRORUP	04/14/1998	Active	11	0	2	-2	-15.38%	13	20	1		3	N	N/R		\$306.92					
20261	ESBJERG - NY ENERGI	01/20/1969	Active	13	2	3	-1	-7.14%	14	37	1		2	VP	24+							
20262	FAABORG-BROBY	08/23/1966	Active	6	0	0	0	0.00%	6		1		4	N M,SC	N/A							
20263	FREDERICIA	05/08/1964	Active	2	0	3	-3	-60.00%	5	14	6		None	N P,S,T,M,SC	19							
49511	FREDERICIA	05/08/1989	Active	12	0	0	0	0.00%	12		3		5	M,VP	N/R							
48517	ELBO-TAULOV-SKAERBA	05/06/1988	Active	27	0	3	-3	-10.00%	30	5	4		None	P,S,T,M,VP SC	N/A		\$1,534.58					
31571	GALTEN SKOVBY	01/16/1976	Active	22	1	0	1	4.76%	21		7			N S,M	N/R							
20265	GIVE	05/17/1971	Cancelled(6*)	0	0	4	-4	-100.00%	4	46	0		None	P,S,T,M,VP SC	N/R							
20264	GRAM	03/24/1970	Active	0	0	2	-2	-100.00%	2	21	0		None	P,S,T,M,VP SC	N/A							
49112	HAARBY	12/28/1988	Active	29	2	3	-1	-3.33%	30	12	0		2	N M,SC	N/A		\$1,534.58					



# Club Health Assessment for District 106 C through May 2025

			Status	Membership							Reports					Finance	LCIF
Club Number	Club Name	Charter Date		Current Member Count	YTD Members Added	YTD Members Dropped	YTD Net Growth	YTD Net Growth%	Member Count 12 Months Ago	Avg. length of service for dropped members	Months Since Last MMR ***	Yrs. Since Last Officer Report	President Rotation	Vice President Reported ****	Months Since Last Activity Report ***	Account Balance	Donations for current Fiscal Year
			Number of times on status quo within last two years	If below 15 members appears				If net loss is greater than 20% appears			If no report in 3 months appears in	When more than one year appears in	Number of repeat terms		Notes the officers that do not have appears in an active	If no report at 12 months red	
20267	HADERSLEV	04/20/1964	Active	7	1	0	1	16.67%	6		0		2	N	M,SC	N/R	
48052	HADERSLEV SOPHIES KILDE	01/14/1988	Active	25	2	2	0	0.00%	25	24	1		None		P,S,T,M,VP SC	16	\$347.96
144244	Haderslev Vest	12/21/2020	Active	14	0	0	0	0.00%	14		1			N	T,VP,SC	14	\$1,395.07
35215	HEDENSTED	03/21/1978	Active	21	1	0	1	5.00%	20		4			N	M,SC	5	
20268	HORNING	04/24/1972	Active	27	0	2	-2	-6.90%	29	18	0		2		T,M,VP,SC	N/R	\$388.90
Exc Award (06/30/2018)																	
119642	Horning Q	06/13/2013	Active	21	2	1	1	5.00%	20	0	1		2		P,T,M,VP,SC	N/A	
20269	HORSENS	05/14/1959	Active	19	1	3	-2	-9.52%	21	10	1		None		P,S,T,M,VP SC	N/R	
20270	HORSENS BYGHOLM	08/06/1973	Active	24	0	1	-1	-4.00%	26	26	1		2	R	S,T,M	N/R	
45790	JUELSMINDE	02/19/1986	Active	21	2	4	-2	-8.70%	23	9	1		None		P,S,T,M,VP SC	N/A	\$767.29
20272	KOLDING	05/29/1963	Active	31	1	1	0	0.00%	31	1	1			IP	M,SC	24+	
49864	KOLT/HASSELAGER	09/21/1989	Active	19	0	1	-1	-5.00%	20	14	0			N		18	
20273	LANGELAND	02/15/1967	Active	13	1	1	0	0.00%	13	9	4				M,VP,SC	5	
48904	LØGUMKLOSTER	09/20/1988	Active	30	0	0	0	0.00%	30		0			N	SC	N/A	
60592	LUNDERSKOV-VAMDRUP	04/06/1998	Active	14	2	0	2	16.67%	12		1			N	M,SC	N/A	
20274	LYSTRUP	04/23/1970	Active	25	2	0	2	8.70%	24		4			N		N/A	
20275	MIDDELFART	05/25/1966	Active	7	0	2	-2	-22.22%	9	3	0		None		P,S,T,M,VP SC	24+	
53918	NORRE RANGSTRUP	12/28/1992	Active	27	2	0	2	8.00%	25		4		None		P,S,T,M,VP SC	N/A	\$767.29
20277	NYBORG	04/27/1965	Active	14	0	3	-3	-17.65%	17	2	4		2		M,VP,SC	N/A	
20278	ODDER	10/27/1964	Active	17	0	0	0	0.00%	18		11		None		P,S,T,M,VP SC	N/A	\$435.00
20279	ODENSE	12/15/1955	Cancelled(6*)	0	0	3	-3	-100.00%	3	26	0		None		P,S,T,M,VP SC	N/A	\$2,260.67
41744	OLGOD	07/02/1982	Active	16	2	0	2	14.29%	14		4		2		S,T,M,VP,SC	6	
20285	RODDING	09/24/1966	Active	15	1	0	1	7.14%	14		6				T,M,VP,SC	N/A	
20252	RØDEKRO- AABENRAA	05/10/1965	Active	14	0	3	-3	-17.65%	17	32	4			N	M,SC	1	
20286	SAMSOE	05/22/1957	Active	14	1	0	1	7.69%	13		0		None		P,S,T,M,VP SC	N/A	



# Club Health Assessment for District 106 C through May 2025

			Status	Membership							Reports					Finance		LCIF
Club Number	Club Name	Charter Date		Current Member Count	YTD Members Added	YTD Members Dropped	YTD Net Growth	YTD Net Growth%	Member Count 12 Months Ago	Avg. length of service for dropped members	Months Since Last MMR ***	Yrs. Since Last Officer Report	President Rotation	Vice President Reported ****	Months Since Last Activity Report ***	Account Balance	Donations for current Fiscal Year	
			Number of times on status quo within last two years	If below 15 members appears				If net loss is greater than 20% appears			If no report in 3 months appears in	When more than one year appears in	Number of repeat terms		Notes the officers that do not have an active	If no report at 12 months appears in red		
63663	SKANDERBORG SLOT	10/23/2000	Active	26	2	4	-2	-7.14%	28	11	1			N	P,M	N/R		
20289	SKJERN/TARM	04/12/1965	Active	23	2	1	1	4.55%	22	8	1		6	N	SC	4	\$278.37	
20291	SOLBJERG	05/29/1970	Active	19	0	2	-2	-9.52%	21	8	4		None		P,S,T,M,VP SC	N/R	\$1,534.58	
20287	SONDERBORG	06/14/1956	Active	22	2	3	-1	-4.35%	24	12	2		None		P,S,T,M,VP SC	N/A		
20290	SONDERBORG ALSSUND	07/22/1971	Active	27	1	0	1	3.85%	26		5			N	M,SC	N/A		
34313	SONDERSO	07/21/1977	Active	15	0	1	-1	-6.25%	16	31	0		2		S,T,M,VP,SC	N/R		
20292	SVENDBORG	01/12/1965	Active	8	0	0	0	0.00%	9		0		4	N		N/A	\$1,442.56	
39711	TINGLEV	04/20/1981	Active	18	2	3	-1	-5.26%	19	20	0			N	S,M,SC	N/R		
40783	TOMMERUP	01/26/1982	Active	26	2	0	2	8.33%	23		3		None		P,S,T,M,VP SC	N/A		
43768	TORRING ULDUM	04/09/1984	Active	16	1	1	0	0.00%	16	10	3			N	M	N/A		
20293	VARDE	03/21/1962	Active	20	2	5	-3	-13.04%	23	10	0			N		10		
44243	VEJEN	09/05/1984	Active	8	0	3	-3	-27.27%	11	27	1		2		T,M,VP,SC	N/R	\$721.28	
97808	VEJEN TUSINDFRYD	10/10/2006	Active	18	2	1	1	5.88%	17	1	3		None		P,S,T,M,VP SC	N/A		
64715	VEJLBY RISSKOV	10/15/2001	Active	7	1	2	-1	-12.50%	8	24	0		None		P,S,T,M,VP SC	N/A		
20294	VEJLE	12/18/1962	Active	9	1	0	1	12.50%	9		2		None	N	P,T,M,SC	N/R	\$313.89	
20276	VEJLE MUNKEBJERG	11/30/1971	Active	28	3	1	2	7.69%	26	35	0			N		8	\$767.29	
99131	VEJLE THYRA	04/17/2007	Active	15	1	3	-2	-11.76%	17	3	0			N		0		
20295	VIDEBAEK	01/12/1967	Active	35	7	4	3	9.38%	32	32	0			N		N/A	\$2,140.81	
42436	VISSENBJERG-AARUP	03/07/1983	Active	0	0	12	-12	-100.00%	12	25	0		None		P,S,T,M,VP SC	N/A	\$348.77	
29139	VOJENS	04/23/1974	Active	14	2	0	2	16.67%	13		0			N	M,SC	N/R		

Clubs Cancelled Previous Fiscal Year – Clubs Cancelled within last 12 months may be reinstated

Club Number	Club Name	Charter Date	Current Status*	Cancellation Date
30133	OTTERUP	01/13/1975	Cancelled(6*)	12/29/2023



# Club Health Assessment for District 106 C through May 2025

Club Number			Club Name			Charter Date			Status					Membership					Reports					Finance		LCIF
									Current Member Count	YTD Members Added	YTD Members Dropped	YTD Net Growth	YTD Net Growth%	Member Count 12 Months Ago	Avg. length of service for dropped members	Months Since Last MMR ***	Yrs. Since Last Officer Report	President Rotation	Vice President Reported ****	Months Since Last Activity Report ***	Account Balance	Donations for current Fiscal Year				
									Number of times on status quo within last two years	If below 15 members appears			If net loss is greater than 20% appears			If no report in 3 months appears in		When more than one year appears in	Number of repeat terms	Notes the officers that do not have an active		If no report at 12 months appears in red				
Current Total Clubs Count	YTD New Clubs Count	YTD Cancelled Clubs Count	YTD Net Club Gain	Current Total Members Count	YTD Add	YTD Drop	YTD Net Growth	YTD Net Growth %	Member Count 12 Months Ago	Average Member Count Per Club	% of Clubs with less than 20 members	% No MMR in 3 Months	% No Officer Report in 12 Months	% of Clubs with balance 90+ days	Number of Clubs in Status Quo	% Status Quo Clubs in Financial Suspension	Number of Cancelled Clubs	Average Cancelled Club Age	Members Lost Due to Cancellation	% of Clubs Cancelled for Non-Financial Reasons						
66	0	2	-2	1,168	82	117	-35	-2.91%	1,211	18	59%	32%	0%	0%	0	0%	2	86	7	100%						

\* - P - Priority Club. Cancellation Reasons: 1-Objectives/conduct, 2-Non-active club, 5-Non-existing club, 6-Disbanding, 7-Merger, 8-Financial Suspension, 9-District/Multiple District Dues.

\*\* - Abbreviation: P-President, S-Secretary, T-Treasurer, M-Member Chairperson, VP-First Vice President, MC-Communications Chairperson, SC-Service Chairperson

\*\*\* - Abbreviation: N/R - Never reported using the Lions Clubs website, N/A - Not applicable, No password registered for the Lions Clubs website.

\*\*\*\* - Abbreviation: N - New, IP - Immediate Past, R - Repeat.



# Club Health Assessment for District 107 A through May 2025

			Status	Membership							Reports					Finance		LCIF
Club Number	Club Name	Charter Date		Current Member Count	YTD Members Added	YTD Members Dropped	YTD Net Growth	YTD Net Growth%	Member Count 12 Months Ago	Avg. length of service for dropped members	Months Since Last MMR ***	Yrs. Since Last Officer Report	President Rotation	Vice President Reported ****	Months Since Last Activity Report ***	Account Balance	Donations for current Fiscal Year	
			Number of times on status quo within last two years	If below 15 members appears				If net loss is greater than 20% appears			If no report in 3 months appears in	When more than one year appears in	Number of repeat terms		Notes the officers that do not have appears in an active red			
Clubs less than two years old																		
180673	Turku/Kultur	01/30/2025	Active	19	20	1	19	100.00%	0	0	1			N	2			
Clubs more than two years old																		
137239	Åland Culinaria	02/11/2019	Active	20	4	0	4	25.00%	22		1			VP	24+		\$15,548.57	
59671	ÅLAND/FREJA	06/03/1997	Active	37	4	4	0	0.00%	37	1	0			N	M	1	\$324.10	
	Exc Award (06/30/2019)																	
41195	ÅLAND/SÖDRA	04/14/1982	Active	27	0	0	0	0.00%	27		13			N	M,SC	24+	\$416.51	
	Exc Award (06/30/2019)																	
20334	AURA	11/07/1968	Active	26	0	3	-3	-10.34%	31	26	0			N	M,SC	1		
98864	AURA/SISU	03/22/2007	Active	29	7	3	4	16.00%	25	8	0			N		0	\$522.44	
50840	BRÄNDÖ-KUMLINGE	07/03/1990	Active	15	2	1	1	7.14%	14	34	4				S,M,VP,SC	24+	\$780.37	
32231	DRAGSFJÄRD	05/05/1976	Active	20	3	0	3	17.65%	18		7			N	T	24+		
20339	KAARINA	02/21/1966	Active	34	3	2	1	3.03%	33	7	0			N	M,SC	0	\$1,028.65	
	Exc Award (06/30/2023)																	
32233	KAARINA/CITY	05/05/1976	Active	24	1	1	0	0.00%	24	49	3			N	M,SC	24+	\$313.46	
55748	KAARINA/KATARIINAT	05/25/1994	Active	17	2	0	2	13.33%	15		1		2	N		0	\$626.93	
	Exc Award (06/30/2023)																	
20340	KARINAINEN/KYRÖ	12/02/1963	Active	28	0	2	-2	-6.67%	30	27	8			N		6		
	Exc Award (06/30/2024)																	
20342	KIIKALA	01/10/1969	Active	19	0	0	0	0.00%	19		18	1	None		P,S,T,M,VP SC	19		
20344	KIMITO-KEMIÖ	03/23/1970	Active	27	2	0	2	8.00%	25		6			R		13	\$250.00	
20345	KOSKI TL	12/11/1963	Active	29	2	2	0	0.00%	29	2	4			N	M,SC	0		
20346	KUSTAVI	02/27/1967	Active	29	0	1	-1	-3.33%	30	42	0			N	SC	9	\$972.29	
20347	KUUSJOKI	01/10/1965	Active	20	0	0	0	0.00%	20		7			N	VP	0	\$156.19	
20348	KVARNBO	02/06/1968	Active	38	2	1	1	2.70%	37	19	1				M,VP,SC	24+	\$1,291.19	
20349	LEMU/ASKAINEN	10/09/1968	Active	7	0	0	0	0.00%	7		11		7	R	P,M,SC	24+		



# Club Health Assessment for District 107 A through May 2025

			Status	Membership							Reports					Finance		LCIF
Club Number	Club Name	Charter Date		Current Member Count	YTD Members Added	YTD Members Dropped	YTD Net Growth	YTD Net Growth%	Member Count 12 Months Ago	Avg. length of service for dropped members	Months Since Last MMR ***	Yrs. Since Last Officer Report	President Rotation	Vice President Reported ****	Months Since Last Activity Report ***	Account Balance	Donations for current Fiscal Year	
			Number of times on status quo within last two years	If below 15 members appears				If net loss is greater than 20% appears			If no report in 3 months appears in	When more than one year appears in	Number of repeat terms	Notes the officers that do not have an active	If no report at 12 months appears in red			
20350	LIETO	01/17/1964	Active	28	1	2	-1	-3.45%	29	31	0		2	N	11			
	Exc Award (06/30/2019)																	
47434	LIETO/LOUKINAINEN	06/01/1987	Active	8	0	2	-2	-20.00%	10	21	0		2	M,VP,SC	24+			
20351	LITTOINEN	04/21/1969	Active	16	0	1	-1	-5.88%	17	42	0			IP	M,SC	17	\$624.77	
20354	LOIMAA	07/01/1955	Active	34	0	0	0	0.00%	35		0			N	M,SC	13		
66920	LOIMAA/SINIKELLOT	12/04/2002	Active	30	4	1	3	11.11%	28	7	2			N		0	\$156.07	
20356	LOIMAA/TÄHKÄ	01/08/1964	Active	34	1	2	-1	-2.86%	35	12	1			N	SC	17	\$324.10	
20363	MARIEHAMN	11/01/1955	Active	40	0	3	-3	-6.98%	44	27	0		2	N	M,SC	13	\$312.39	
20359	MARTTILA	02/01/1965	Cancelled(6*)	0	0	0	0	0.00%	15		4	1	None	P,S,T,M,VP SC	24+			
38668	MIETOINEN	06/05/1980	Active	33	1	1	0	0.00%	33	17	1			VP	0			
	Exc Award (06/30/2024)																	
98733	MIETOINEN/ULRICAT	03/07/2007	Active	17	2	1	1	6.25%	16	18	5			N	M,SC	0	\$1,844.57	
20898	MYNÄMÄKI	01/03/1964	Active	35	2	1	1	2.94%	35	47	0			N	SC	2	\$312.15	
20362	NAANTALI	10/19/1962	Active	25	0	0	0	0.00%	25		1			N	M,SC	0	\$156.19	
152809	Naantali Svingi	10/25/2022	Active	21	2	5	-3	-12.50%	25	2	2			R		4		
43642	NAANTALI/TAWAST	03/30/1984	Active	19	1	2	-1	-5.00%	20	28	4			N	M,SC	14		
64892	NAANTALI-RAISIO	01/02/2002	Active	27	0	3	-3	-10.00%	30	9	0			N	SC	1		
40251	NAGU/KORPO/HOUTSKÄR	07/10/1981	Active	25	1	0	1	4.17%	24		9			N	SC	9	\$780.96	
20364	NOUSIAINEN	12/17/1969	Active	23	1	2	-1	-4.17%	24	18	3			N	SC	0		
20896	ORIPÄÄ	10/10/1959	Active	43	0	1	-1	-2.27%	44	26	6			N	SC	0		
20366	PAATTINEN	03/11/1966	Active	31	3	1	2	6.90%	28	1	5			N		0	\$1,018.24	
91791	PAIMIO/AALLOTAR	12/05/2005	Cancelled(6*)	0	0	0	0	0.00%	15		11	1	None	P,S,T,M,VP SC	11		\$100.00	
20367	PAIMIO/AALTO	02/09/1960	Active	38	0	2	-2	-5.00%	25	32	1			N	M,SC	0	\$518.23	
20368	PARAINEN-PARGAS	05/21/1957	Active	10	0	2	-2	-16.67%	12	53	3			N	M	3	\$1,568.88	
20369	PERNIÖ	12/09/1964	Active	29	3	6	-3	-9.38%	32	17	0			N	M	24+	\$1,810.24	



# Club Health Assessment for District 107 A through May 2025

			Status	Membership							Reports					Finance		LCIF
Club Number	Club Name	Charter Date		Current Member Count	YTD Members Added	YTD Members Dropped	YTD Net Growth	YTD Net Growth%	Member Count 12 Months Ago	Avg. length of service for dropped members	Months Since Last MMR ***	Yrs. Since Last Officer Report	President Rotation	Vice President Reported ****	Months Since Last Activity Report ***	Account Balance	Donations for current Fiscal Year	
			Number of times on status quo within last two years	If below 15 members appears				If net loss is greater than 20% appears			If no report in 3 months appears in	When more than one year appears in	Number of repeat terms	Notes the officers that do not have an active	If no report at 12 months red			
30830	PERTTELI	05/27/1975	Active	11	0	2	-2	-15.38%	14	25	1			R	T,SC	12	\$624.77	
20370	PIIKKIÖ	03/09/1966	Active	36	1	2	-1	-2.70%	37	16	1			N	M,SC	0	\$1,280.96	
20371	PÖYTYÄ	03/14/1961	Active	31	0	1	-1	-3.13%	32	14	2			N	SC	0	\$104.13	
88717	PÖYTYÄ/AFRODITE	06/22/2005	Active	0	0	11	-11	-100.00%	11	10	0		None		P,S,T,M,VP SC	24		
20372	RAISIO	02/27/1964	Active	29	0	2	-2	-6.45%	31	28	0			N	M,SC	14		
28151	RAISIO/MARTINUS	03/13/1974	Active	0	0	14	-14	-100.00%	14	43	0		None		P,S,T,M,VP SC	1	\$200.00	
37254	RUSKO	06/07/1979	Active	29	1	3	-2	-6.45%	31	4	0				VP,SC	2	\$937.16	
34217	RYMÄTTYLÄ/MERIMASKU	06/26/1977	Active	26	1	2	-1	-3.70%	27	7	3		2	R	M,SC	0		
20374	SALO	02/15/1956	Active	30	2	3	-1	-3.23%	31	15	0				M,VP,SC	24+		
60050	SALO/BIRGITAT	10/28/1997	Active	25	4	4	0	0.00%	25	12	0			N	SC	0		
20375	SALO/USKELA	11/09/1967	Active	17	0	2	-2	-10.53%	19	21	0			N	M,SC	4		
Exc Award (06/30/2023)																		
51068	SAUVO	11/19/1990	Active	20	1	0	1	5.26%	19		1			R	M,SC	24+		
20376	SOMERO	06/15/1957	Active	32	4	7	-3	-8.57%	37	28	0			N		0		
67048	SOMERO/PARATIISI	12/27/2002	Active	25	3	2	1	4.17%	24	19	2			N	SC	0		
20378	TARVASJOKI	01/27/1966	Active	8	0	6	-6	-42.86%	14	21	10			N		19		
142292	Turku Sirius	07/22/2020	Active	9	1	9	-8	-47.06%	18	5	1		2	N	M,SC	10		
Exc Award (06/30/2022)																		
60884	TURKU/ANCORA	06/11/1998	Active	14	0	1	-1	-6.67%	15	18	1		2	R		0		
20381	TURKU/ANINKAINEN-LINNA	10/03/1961	Active	33	1	2	-1	-2.94%	34	14	0			N	SC	1	\$1,509.86	
Exc Award (06/30/2023)																		
64917	TURKU/ARCHIPELAGO	01/15/2002	Active	29	0	3	-3	-9.38%	33	21	1			N		1	\$312.39	
20335	TURKU/AURA	12/12/1955	Active	11	0	1	-1	-8.33%	12	49	4			N	M,SC	0	\$2,186.70	
53793	TURKU/AURORA	11/05/1992	Active	14	0	1	-1	-6.67%	15	20	0		2	N	M,SC	14		
20383	TURKU/CITY	03/01/1963	Active	13	1	4	-3	-18.75%	16	19	4			R	M,SC	4		
43372	TURKU/HIRVENSALO	01/27/1984	Active	14	0	2	-2	-12.50%	16	21	2			R	M,SC	0	\$156.07	



# Club Health Assessment for District 107 A through May 2025

			Status	Membership							Reports					Finance		LCIF
Club Number	Club Name	Charter Date		Current Member Count	YTD Members Added	YTD Members Dropped	YTD Net Growth	YTD Net Growth%	Member Count 12 Months Ago	Avg. length of service for dropped members	Months Since Last MMR ***	Yrs. Since Last Officer Report	President Rotation	Vice President Reported ****	Months Since Last Activity Report ***	Account Balance	Donations for current Fiscal Year	
			Number of times on status quo within last two years	If below 15 members appears				If net loss is greater than 20% appears			If no report in 3 months appears in	When more than one year appears in	Number of repeat terms	Notes the officers that do not have an active	If no report at 12 months appears in red			
31363	TURKU/ILPOINEN	11/07/1975	Active	13	0	0	0	0.00%	13		3		2	S,T,M,VP,SC	13			
20385	TURKU/KUPITTAA	02/11/1958	Active	26	0	0	0	0.00%	27		8			N SC	6		\$220.00	
116501	TURKU/LUCIA	04/02/2012	Active	19	0	1	-1	-5.00%	21	9	1			R M,SC	0		\$780.61	
98627	TURKU/MARINA	02/23/2007	Active	0	0	6	-6	-100.00%	6	17	0		None	P,S,T,M,VP SC SC	17			
29386	TURKU/POHJOLA	05/23/1974	Active	17	1	1	0	0.00%	17	39	0			N SC	24+			
20388	TURKU/SUIKKILA	02/26/1970	Active	21	0	2	-2	-8.70%	23	14	6			N	7			
Exc Award (06/30/2024)																		
82894	TURKU/VIOLA	06/29/2004	Active	15	1	0	1	7.14%	14		0			N SC	0			
20380	TURKU-ÄBO	02/20/1953	Active	24	1	1	0	0.00%	24	3	3			N SC	0		\$260.12	
108048	UUSIKAUPUNKI/MERETTARE T	04/08/2010	Active	20	1	1	0	0.00%	20	8	1			R M,SC	0		\$812.39	
Exc Award (06/30/2018, 06/30/2023)																		
34874	VAHTO	12/27/1977	Active	18	0	0	0	0.00%	17		1			R M,SC	24+		\$780.37	
33361	VEHMAA	02/07/1977	Active	17	0	0	0	0.00%	17		14			N M,SC	13			
20916	YLÄNE	11/29/1965	Active	25	0	1	-1	-3.85%	26	33	1			N	0			
Exc Award (06/30/2023)																		
20390	YPÄJÄ	12/08/1965	Active	33	3	0	3	10.00%	30		3			N M,SC	1		\$312.39	

Clubs Cancelled Previous Fiscal Year – Clubs Cancelled within last 12 months may be reinstated

Club Number	Club Name	Charter Date	Current Status*	Cancellation Date
20357	LOKALAHTI	11/10/1969	Cancelled(6*)	06/29/2024
20360	MASKU	02/10/1969	Cancelled(6*)	06/29/2024
44753	TURKU/HENRIKKI	03/18/1985	Cancelled(6*)	06/29/2024
20386	TURKU/LINNA	12/16/1968	Cancelled(7*)	12/29/2023





# Club Health Assessment for District 107 A through May 2025

Club Number			Club Name			Charter Date			Status					Membership					Reports					Finance		LCIF
									Current Member Count	YTD Members Added	YTD Members Dropped	YTD Net Growth	YTD Net Growth%	Member Count 12 Months Ago	Avg. length of service for dropped members	Months Since Last MMR ***	Yrs. Since Last Officer Report	President Rotation	Vice President Reported ****	Months Since Last Activity Report ***	Account Balance	Donations for current Fiscal Year				
									Number of times on status quo within last two years	If below 15 members appears			If net loss is greater than 20% appears			If no report in 3 months appears in			When more than one year appears in	Number of repeat terms	Notes the officers that do not have an active		If no report at 12 months appears in red			
Current Total Clubs Count	YTD New Clubs Count	YTD Cancelled Clubs Count	YTD Net Club Gain	Current Total Members Count	YTD Add	YTD Drop	YTD Net Growth	YTD Net Growth %	Member Count 12 Months Ago	Average Member Count Per Club	% of Clubs with less than 20 members	% No MMR in 3 Months	% No Officer Report in 12 Months	% of Clubs with balance 90+ days	Number of Clubs in Status Quo	% Status Quo Clubs in Financial Suspension	Number of Cancelled Clubs	Average Cancelled Club Age	Members Lost Due to Cancellation	% of Clubs Cancelled for Non-Financial Reasons						
76	1	2	-1	1,735	101	156	-55	-3.07%	1,824	23	37%	36%	1%	0%	0	0%	2	141	0	100%						

\* - P - Priority Club. Cancellation Reasons: 1-Objectives/conduct, 2-Non-active club, 5-Non-existing club, 6-Disbanding, 7-Merger, 8-Financial Suspension, 9-District/Multiple District Dues.

\*\* - Abbreviation: P-President, S-Secretary, T-Treasurer, M-Member Chairperson, VP-First Vice President, MC-Communications Chairperson, SC-Service Chairperson

\*\*\* - Abbreviation: N/R - Never reported using the Lions Clubs website, N/A - Not applicable, No password registered for the Lions Clubs website.

\*\*\*\* - Abbreviation: N - New, IP - Immediate Past, R - Repeat.




# Club Health Assessment for District 107 B through May 2025

			Status	Membership							Reports					Finance		LCIF
Club Number	Club Name	Charter Date		Current Member Count	YTD Members Added	YTD Members Dropped	YTD Net Growth	YTD Net Growth%	Member Count 12 Months Ago	Avg. length of service for dropped members	Months Since Last MMR ***	Yrs. Since Last Officer Report	President Rotation	Vice President Reported ****	Months Since Last Activity Report ***	Account Balance	Donations for current Fiscal Year	
			Number of times on status quo within last two years	If below 15 members appears				If net loss is greater than 20% appears			If no report in 3 months appears in	When more than one year appears in	Number of repeat terms	Notes the officers that do not have an active	If no report at 12 months appears in red			
Clubs more than two years old																		
20336	EKENÄS	04/01/1958	Active	23	1	2	-1	-4.17%	24	23	0			N	SC	6	\$520.64	
Exc Award (06/30/2018)																		
20393	ESPOO LEPPÄVAARA-ALBERGA	05/30/1972	Active	26	2	2	0	0.00%	26	10	0		None		P,S,T,M,VP SC	19		
55633	ESPOO/AURORAT	04/29/1994	Active	18	1	1	0	0.00%	18	3	5			N		1	\$1,048.97	
53690	ESPOO/CITY	09/21/1992	Active	21	3	0	3	16.67%	20		1			N	SC	0	\$326.07	
34979	ESPOO/KESKUS	01/30/1978	Active	22	1	0	1	4.76%	22		0			N		0	\$786.82	
20392	ESPOO/KIVENLAHTI	11/29/1973	Active	10	0	2	-2	-16.67%	13	39	0			N	M,SC	24+	\$1,156.73	
102212	ESPOO/LAAKSON LILJAT	06/04/2008	Active	20	0	0	0	0.00%	21		2			N	M,SC	0	\$728.83	
Exc Award (06/30/2020)																		
44754	ESPOO/MATINKYLÄ	03/29/1985	Active	16	3	4	-1	-5.88%	17	26	0		2	R	SC	0	\$156.19	
Exc Award (06/30/2023)																		
97306	ESPOO/NORTHWIND	06/14/2006	Active(1)	12	0	0	0	0.00%	12		5				M,VP,SC	7		
32232	ESPOO/OLARI	05/13/1976	Active	14	0	3	-3	-17.65%	17	11	0		None	N	P,M,SC	1		
20450	ESPOO/POHJOINEN-ESBO/N ORD	11/13/1964	Active	29	2	3	-1	-3.33%	30	2	1				M,VP,SC	0	\$2,641.32	
Exc Award (06/30/2021)																		
20397	GRANKULLA-KAUNIAINEN	11/30/1961	Active	17	0	3	-3	-15.00%	20	43	1			N	M,SC	2	\$312.39	
20337	HANKO-HANGÖ	03/05/1957	Active	34	3	0	3	9.68%	31		2			R	M,SC	15		
140320	Helsinki Stamina	12/10/2019	Active(1)	18	4	0	4	28.57%	14		0			R		0	\$1,040.82	
53230	HELSINKI/BLUE AND WHITE	06/01/1992	Active(1)	13	0	1	-1	-7.14%	14	33	4		7	R	M,SC	17	\$468.58	
20406	HELSINKI/HIETALAHTI	10/14/1958	Active	6	0	1	-1	-14.29%	7	18	0			N	M,SC	13		
20402	HELSINKI/HUOPALAHTI	11/20/1961	Active	19	1	1	0	0.00%	19	63	1			N		0	\$1,561.93	
20437	HELSINKI/KONALA	02/26/1969	Active	7	0	1	-1	-12.50%	8	42	1			N		0		
20413	HELSINKI/LAUTTASAARI	02/06/1957	Active	19	0	0	0	0.00%	19		1		2	R	M,SC	4		
65509	HELSINKI/MAININKI	06/14/2002	Active	22	0	0	0	0.00%	22		7		None	N	P,S,M,SC	0	\$416.51	
20410	HELSINKI/MEILAHTI	05/31/1955	Active	16	0	0	0	0.00%	16		0		4	N	M,SC	24		



# Club Health Assessment for District 107 B through May 2025

			Status	Membership						Reports					Finance	LCIF		
Club Number	Club Name	Charter Date		Current Member Count	YTD Members Added	YTD Members Dropped	YTD Net Growth	YTD Net Growth%	Member Count 12 Months Ago	Avg. length of service for dropped members	Months Since Last MMR ***	Yrs. Since Last Officer Report	President Rotation	Vice President Reported ****	Months Since Last Activity Report ***	Account Balance	Donations for current Fiscal Year	
			Number of times on status quo within last two years	If below 15 members appears				If net loss is greater than 20% appears			If no report in 3 months appears in	When more than one year appears in	Number of repeat terms	Notes the officers that do not have an active	If no report at 12 months appears in red			
20415	HELSINKI/MUNKKINIEMI	01/26/1955	Active	22	0	0	0	0.00%	22		0			N	SC	24		\$5.00
20416	HELSINKI/MUNKKIVUORI	01/27/1958	Active	7	0	0	0	0.00%	7		4			N	M,SC	0		
20426	HELSINKI/PAJAMÄKI	02/17/1960	Active(1)	5	0	0	0	0.00%	5		0		5		VP,SC	24+		
58332	HELSINKI/RUOHOLAHTI	05/28/1996	Active	16	3	2	1	6.67%	15	5	0		2	R	SC	0		\$812.39
20428	HELSINKI/SATA	04/04/1957	Active(1)	11	0	1	-1	-8.33%	12	28	3		2	R	P,SC	9		\$312.26
20438	HELSINKI/TIMANTIT	05/08/1967	Active	13	0	0	0	0.00%	13		9			N	SC	1		\$208.79
Exc Award (06/30/2022, 06/30/2023)																		
20420	HELSINKI/TÖÖLÖ	02/09/1955	Active	21	0	0	0	0.00%	21		2			N	M,SC	6		\$1,410.73
Exc Award (06/30/2018, 06/30/2019, 06/30/2020)																		
20405	HELSINKI-HELSINGFORS	08/14/1950	Active	20	1	1	0	0.00%	21	33	0				VP,SC	17		
20338	INGÅ	02/15/1967	Active(2)	39	1	0	1	2.63%	38		1			N	SC	5		\$468.58
20341	KARIS-KARJAA	04/19/1961	Active	27	0	3	-3	-10.00%	30	14	3			N	M,SC	0		
33103	KARJALOHJA-SAMMATTI	12/13/1976	Active	18	3	2	1	5.88%	17	4	4			N	M,SC	5		\$624.77
20448	KIRKKONUMMI-KYRKSLÄTT	05/28/1965	Active	26	1	1	0	0.00%	26	5	0			N		0		\$1,786.97
Exc Award (06/30/2016, 06/30/2017, 06/30/2020)																		
82633	KIRKKONUMMI-KYRKSLÄTT/ NICE	06/16/2004	Active	27	3	3	0	0.00%	27	5	0				VP	0		\$5,931.15
Exc Award (06/30/2016, 06/30/2021)																		
36992	KYRKSLÄTT/NORD	04/27/1979	Active	18	1	3	-2	-10.00%	20	30	1			N	M,SC	18		\$1,272.96
20353	LOHJA/HARJU	06/06/1972	Active(1)	20	0	1	-1	-4.76%	21	30	6		None		P,T,M,VP,SC	15		\$156.07
20365	NUMMI	03/26/1968	Active	8	0	2	-2	-20.00%	10	64	0		2	R	M,SC	13		\$324.10
117900	SIUNTIO-SJUNDEÅ/CHARLOT AT	09/26/2012	Active	7	2	2	0	0.00%	7	2	0				M,VP,SC	13		
32328	SJUNDEÅ-SIUNTIO	05/28/1976	Active	38	0	3	-3	-7.32%	43	18	4		2	IP		0		
20409	TAPIOLA	05/28/1956	Active	22	5	1	4	22.22%	17	50	1		2		M,VP,SC	24+		
20379	TENALA/BROMARF	06/30/1971	Active	37	0	4	-4	-9.76%	41	50	1				M,VP,SC	24+		



# Club Health Assessment for District 107 B through May 2025

			Status							Membership						Reports				Finance		LCIF
Club Number	Club Name	Charter Date		Current Member Count	YTD Members Added	YTD Members Dropped	YTD Net Growth	YTD Net Growth%	Member Count 12 Months Ago	Avg. length of service for dropped members	Months Since Last MMR ***	Yrs. Since Last Officer Report	President Rotation	Vice President Reported ****	Months Since Last Activity Report ***	Account Balance	Donations for current Fiscal Year					
			Number of times on status quo within last two years	If below 15 members appears				If net loss is greater than 20% appears			If no report in 3 months appears in	When more than one year appears in	Number of repeat terms	Notes the officers that do not have an active	If no report at 12 months appears in red							
Current Total Clubs Count	YTD New Clubs Count	YTD Cancelled Clubs Count	YTD Net Club Gain	Current Total Members Count	YTD Add	YTD Drop	YTD Net Growth	YTD Net Growth %	Member Count 12 Months Ago	Average Member Count Per Club	% of Clubs with less than 20 members	% No MMR in 3 Months	% No Officer Report in 12 Months	% of Clubs with balance 90+ days	Number of Clubs in Status Quo	% Status Quo Clubs in Financial Suspension	Number of Cancelled Clubs	Average Cancelled Club Age	Members Lost Due to Cancellation	% of Clubs Cancelled for Non-Financial Reasons		
41	0	0	0	784	41	53	-12	-1.51%	803	19	54%	27%	0%	0%	0	0%	0	0	0	0%		

\* - P - Priority Club. Cancellation Reasons: 1-Objectives/conduct, 2-Non-active club, 5-Non-existing club, 6-Disbanding, 7-Merger, 8-Financial Suspension, 9-District/Multiple District Dues.

\*\* - Abbreviation: P-President, S-Secretary, T-Treasurer, M-Member Chairperson, VP-First Vice President, MC-Communications Chairperson, SC-Service Chairperson

\*\*\* - Abbreviation: N/R - Never reported using the Lions Clubs website, N/A - Not applicable, No password registered for the Lions Clubs website.

\*\*\*\* - Abbreviation: N - New, IP - Immediate Past, R - Repeat.



# Club Health Assessment for District 107 C through May 2025

			Status	Membership							Reports					Finance		LCIF
Club Number	Club Name	Charter Date		Current Member Count	YTD Members Added	YTD Members Dropped	YTD Net Growth	YTD Net Growth%	Member Count 12 Months Ago	Avg. length of service for dropped members	Months Since Last MMR ***	Yrs. Since Last Officer Report	President Rotation	Vice President Reported ****	Months Since Last Activity Report ***	Account Balance	Donations for current Fiscal Year	
			Number of times on status quo within last two years	If below 15 members appears				If net loss is greater than 20% appears			If no report in 3 months appears in	When more than one year appears in	Number of repeat terms	Notes the officers that do not have an active	If no report at 12 months appears in red			
Clubs more than two years old																		
20458	ASIKKALA	03/27/1967	Active	25	3	0	3	13.64%	23		2		3	N	SC	1		
51626	ASIKKALA/KANAVA	05/16/1991	Active	30	2	2	0	0.00%	30	7	0			IP	SC	15		
Exc Award (06/30/2024)																		
36590	ASIKKALA/PÄIJÄNNE	02/19/1979	Active	24	0	3	-3	-11.11%	27	30	8			N	M,VP,SC	24+	\$1,000.00	
20459	FORSSA	02/14/1954	Active	21	0	1	-1	-4.55%	22	11	5			N	M,VP,SC	12	\$312.39	
57076	FORSSA/FLORES	06/20/1995	Active	29	0	4	-4	-12.12%	33	2	0				M,VP	5	\$2,050.00	
Exc Award (06/30/2020)																		
20460	FORSSA/KUHA	08/25/1970	Active(1)	29	1	0	1	3.57%	28		5		3	N	VP,SC	24+		
49995	HÄMEENLINNA/AULANKO	11/29/1989	Active	13	0	1	-1	-7.14%	14	14	0			N	SC	17		
Exc Award (06/30/2021)																		
62536	HÄMEENLINNA/BIRGER	12/02/1999	Active	30	0	0	0	0.00%	29		0			N	SC	5	\$1,726.19	
Exc Award (06/30/2016, 06/30/2020, 06/30/2021)																		
108290	HÄMEENLINNA/LIINUT	05/10/2010	Active	25	2	1	1	4.17%	25	7	0			N		0	\$156.07	
Exc Award (06/30/2017, 06/30/2018, 06/30/2020)																		
98771	HÄMEENLINNA/LINNATTARET	03/15/2007	Active	14	0	0	0	0.00%	14		0				M,VP,SC	1		
41038	HÄMEENLINNA/TAWASTI	03/09/1982	Active	56	4	3	1	1.82%	55	25	2			N		0	\$1,431.12	
Exc Award (06/30/2019, 06/30/2020)																		
20464	HÄMEENLINNA/WANAJA	04/15/1966	Active	24	0	1	-1	-4.00%	25	8	0			N	M	1		
20466	HAUHO	05/11/1964	Active	22	2	0	2	10.00%	20		5		2		VP	17		
20465	HAUSJÄRVI	02/16/1965	Active	16	0	1	-1	-5.88%	17	11	1			N	SC	24+		
110325	HAUSJÄRVI/HELMI	02/14/2011	Active	21	2	0	2	10.53%	19		0			N	M,SC	13		
47520	HAUSJÄRVI/LUKOT	06/23/1987	Active	30	0	0	0	0.00%	30		13			R	M,SC	2		
20468	HOLLOLA	10/27/1966	Active	30	1	3	-2	-6.25%	32	26	1			N	M,SC	0	\$626.93	
54628	HOLLOLA/KAPATUOSIO	06/21/1993	Active	31	4	1	3	10.71%	28	19	0			N	SC	0	\$517.05	
Exc Award (06/30/2018, 06/30/2019)																		
20469	HYVINKÄÄ	04/16/1955	Active	14	0	0	0	0.00%	14		3		2	R	M,SC	5	\$156.19	



# Club Health Assessment for District 107 C through May 2025

			Status	Membership							Reports					Finance		LCIF
Club Number	Club Name	Charter Date		Current Member Count	YTD Members Added	YTD Members Dropped	YTD Net Growth	YTD Net Growth%	Member Count 12 Months Ago	Avg. length of service for dropped members	Months Since Last MMR ***	Yrs. Since Last Officer Report	President Rotation	Vice President Reported ****	Months Since Last Activity Report ***	Account Balance	Donations for current Fiscal Year	
			Number of times on status quo within last two years	If below 15 members appears				If net loss is greater than 20% appears			If no report in 3 months appears in	When more than one year appears in	Number of repeat terms	Notes the officers that do not have an active	If no report at 12 months appears in red			
52328	HYVINKÄÄ/HÖFFINGA	12/17/1991	Active	28	1	1	0	0.00%	29	33	0		2	N SC	0			
	Exc Award (06/30/2018, 06/30/2019)																	
52394	HYVINKÄÄ/PAAVOLA	01/10/1992	Active	22	2	0	2	10.00%	20		0			R	12		\$26.12	
49600	HYVINKÄÄ/PUOLIMATKA	06/12/1989	Active	29	3	0	3	11.54%	27		3			N	3			
20470	HYVINKÄÄ/SVEITSI	11/12/1968	Active	21	0	2	-2	-8.70%	23	49	8			N	1		\$312.15	
38078	HYVINKÄÄ/VIERTOLA	02/14/1980	Active	24	0	0	0	0.00%	24		4		2	R	7		\$783.00	
85980	JANAKKALA/IDAT	03/24/2005	Active	22	4	0	4	22.22%	20		4			N	0		\$162.05	
	Exc Award (06/30/2016, 06/30/2019)																	
20498	JANAKKALA/TURENKI	02/07/1962	Active	36	0	1	-1	-2.70%	39	46	0			N SC	3			
20471	JÄRVENPÄÄ	05/24/1957	Active	14	0	1	-1	-6.67%	15	36	0			R M	19		\$1,561.93	
56645	JÄRVENPÄÄ/AINOT	03/14/1995	Active	26	3	3	0	0.00%	26	3	0			N SC	0		\$52.06	
	Exc Award (06/30/2020)																	
44456	JÄRVENPÄÄ/JEAN SIBELIUS	12/26/1984	Active	44	7	4	3	7.32%	41	22	0			N	5		\$324.10	
	Exc Award (06/30/2020, 06/30/2023)																	
62466	JÄRVENPÄÄ/VENNYT JA JUSSIT	11/03/1999	Active	25	2	0	2	8.70%	24		0		2	N M,SC	19		\$312.39	
20473	JOKELA	10/22/1964	Active	21	1	1	0	0.00%	21	11	0		2	N SC	2			
	Exc Award (06/30/2018)																	
20476	KARKKILA	02/07/1956	Active	26	3	4	-1	-3.70%	27	39	0			N M,SC	0			
20475	KÄRKÖLÄ	05/23/1966	Active	33	5	2	3	10.00%	34	10	0			N SC	1		\$1,248.58	
	Exc Award (06/30/2018)																	
47258	KELLOKOSKI	04/24/1987	Active	15	0	3	-3	-16.67%	18	21	0		2	R	17			
98466	KELLOKOSKI/ANNAT	02/01/2007	Active	20	2	0	2	11.11%	17		0		2	R	2		\$324.10	
	Exc Award (06/30/2023)																	
20477	KERAVA	12/04/1961	Active	26	1	0	1	4.00%	25		0			M,VP,SC	6		\$780.37	
31759	KERAVA/KIVI	02/25/1976	Active	22	0	0	0	0.00%	22		0		2	N M,SC	17		\$1,960.73	
20478	KLAUKKALA	06/28/1972	Active	29	2	1	1	3.57%	28	53	1			R M,SC	13		\$468.22	
108039	KLAUKKALA/LEAT	04/09/2010	Active	27	8	1	7	35.00%	20	8	0			VP,SC	0			



# Club Health Assessment for District 107 C through May 2025

			Status	Membership							Reports					Finance		LCIF
Club Number	Club Name	Charter Date		Current Member Count	YTD Members Added	YTD Members Dropped	YTD Net Growth	YTD Net Growth%	Member Count 12 Months Ago	Avg. length of service for dropped members	Months Since Last MMR ***	Yrs. Since Last Officer Report	President Rotation	Vice President Reported ****	Months Since Last Activity Report ***	Account Balance	Donations for current Fiscal Year	
			Number of times on status quo within last two years	If below 15 members appears				If net loss is greater than 20% appears			If no report in 3 months appears in	When more than one year appears in	Number of repeat terms	Notes the officers that do not have an active	If no report at 12 months red			
20670	KUHMOINEN	12/21/1961	Active	19	0	2	-2	-9.52%	21	15	0		2	N	M	21		
20479	LAHTI	12/02/1953	Active	15	0	2	-2	-11.76%	19	9	0			N	SC	0		
53888	LAHTI/ANKKURIT	12/10/1992	Active	19	3	0	3	18.75%	17		0			N	SC	0		\$625.61
	Exc Award (06/30/2023)																	
20481	LAHTI/LAUNE	06/24/1971	Active	29	5	0	5	20.83%	24		1			IP	M,SC	0		\$522.44
	Exc Award (06/30/2024)																	
33442	LAHTI/MASTO	03/16/1977	Active	14	0	0	0	0.00%	14		4		6	R	M,SC	24+		
65206	LAHTI/VELLAMOT	04/09/2002	Active	17	1	1	0	0.00%	17	6	4		2	R		1		\$197.84
20485	LAHTI/VESIJÄRVI	04/19/1956	Active	21	1	2	-1	-4.55%	23	44	0			N	M,SC	8		
20487	LAMMI	04/25/1958	Active	24	1	0	1	4.35%	24		0			N		0	90+ Days	\$156.19
20488	LOPPI	08/15/1965	Active	22	2	3	-1	-4.35%	23	11	0			N	M,SC	0		
109145	LOPPI/MAIJASTIINAT	09/07/2010	Active	24	2	0	2	9.09%	21		0			N		12		\$412.05
	Exc Award (06/30/2019, 06/30/2020)																	
35791	LOPPI/MARSKI	06/13/1978	Active	26	1	0	1	4.00%	25		3			N	SC	24+		\$104.49
	Exc Award (06/30/2019)																	
20491	NASTOLA	01/27/1966	Active	24	0	0	0	0.00%	24		0		None		P,S,T,M,VP SC	6		
	Exc Award (06/30/2019, 06/30/2021)																	
65451	NASTOLA/HELMET	06/05/2002	Active	20	1	2	-1	-4.76%	21	19	0				M,VP,SC	0		\$156.19
	Exc Award (06/30/2024)																	
20492	NURMIJÄRVI	03/10/1960	Active	12	0	3	-3	-20.00%	15	29	0			N	M,VP,SC	24+		\$624.77
55818	NURMIJÄRVI/KANERVA	06/14/1994	Active	26	3	9	-6	-18.75%	32	24	0			N	SC	13		
	Exc Award (06/30/2023)																	
127820	NURMIJÄRVI/ROCK	06/13/2016	Active	15	2	2	0	0.00%	15	6	1			N	M,SC	0		
	Exc Award (06/30/2021)																	
20489	ORIMATTILA	09/27/1960	Cancelled(6*)	0	0	0	0	0.00%	13		6	1	None		P,S,T,M,VP SC	17		
	Exc Award (06/30/2019)																	
118492	ORIMATTILA/LEONAT	12/19/2012	Active	15	0	0	0	0.00%	15		0		2	N	SC	0		\$624.77
	Exc Award (06/30/2019, 06/30/2020)																	



# Club Health Assessment for District 107 C through May 2025

			Status	Membership							Reports					Finance		LCIF
Club Number	Club Name	Charter Date		Current Member Count	YTD Members Added	YTD Members Dropped	YTD Net Growth	YTD Net Growth%	Member Count 12 Months Ago	Avg. length of service for dropped members	Months Since Last MMR ***	Yrs. Since Last Officer Report	President Rotation	Vice President Reported ****	Months Since Last Activity Report ***	Account Balance	Donations for current Fiscal Year	
			Number of times on status quo within last two years	If below 15 members appears				If net loss is greater than 20% appears			If no report in 3 months appears in	When more than one year appears in	Number of repeat terms	Notes the officers that do not have an active	If no report at 12 months appears in red			
20490	ORIMATTILA/VILJAMAA	05/10/1966	Active	20	3	2	1	5.26%	19	7	1		3	N	SC	1	\$1,468.58	
20681	PADASJOKI	12/04/1961	Active	36	1	2	-1	-2.70%	37	19	1				S,M,VP,SC	14	\$469.65	
	Exc Award (06/30/2019)																	
20467	PAROLA	12/01/1967	Active	11	0	0	0	0.00%	11		13			N		17		
82746	PAROLA/FREDRIKAT	06/23/2004	Active	9	0	0	0	0.00%	9		1			N	T,M,SC	0		
	Exc Award (06/30/2016)																	
20493	PUSULA	04/08/1970	Active	24	4	4	0	0.00%	24	36	1			N		19	\$1,358.34	
41196	RAJAMÄKI	04/28/1982	Active	14	0	2	-2	-12.50%	16	15	0			N	M,SC	0		
20494	RIIHIMÄKI	09/15/1954	Active	41	4	1	3	7.89%	38	34	0			N		24+	\$313.46	
	Exc Award (06/30/2017)																	
55230	RIIHIMÄKI/KRISTALLI	01/19/1994	Active	15	1	3	-2	-11.76%	18	3	0			N	M	0	\$706.19	
119419	RIIHIMÄKI/MIXED	05/21/2013	Active	12	0	0	0	0.00%	14		0			N	M,SC	17		
20495	RIIHIMÄKI/URAMO-KARA	11/10/1965	Active	33	0	0	0	0.00%	34		0			N	SC	1		
44457	SALPAKANGAS	12/26/1984	Active	23	1	0	1	4.55%	22		6			N		24+		
20496	TAMMELA	01/23/1964	Active	27	2	0	2	8.00%	26		3			N		23	\$1,724.05	
	Exc Award (06/30/2024)																	
20497	TERVAKOSKI	12/28/1956	Active	16	0	2	-2	-11.11%	18	8	0			N	SC	24+	\$156.73	
20499	TUULOS	01/22/1973	Active	42	0	0	0	0.00%	41		0			N	SC	17	\$156.07	
	Exc Award (06/30/2018, 06/30/2019)																	
20500	TUUSULA	11/26/1957	Active	33	0	1	-1	-2.94%	34	6	10			N	M,SC	24		
54264	TUUSULA/HYRYLÄ	03/24/1993	Active	20	1	0	1	5.26%	19		1			N		15	\$468.58	
31042	TUUSULANJÄRVI	06/30/1975	Active	8	0	5	-5	-38.46%	13	11	3		None	N	P,T,SC	24+		
20501	VIHTI	11/03/1960	Active	36	4	1	3	9.09%	35	11	0			N		0	\$611.14	
	Exc Award (06/30/2021)																	

Clubs Cancelled Previous Fiscal Year – Clubs Cancelled within last 12 months may be reinstated

Club Number	Club Name	Charter Date	Current Status*	Cancellation Date
-------------	-----------	--------------	-----------------	-------------------





# Club Health Assessment for District 107 C through May 2025

			Status		Membership							Reports					Finance		LCIF	
Club Number	Club Name	Charter Date			Current Member Count	YTD Members Added	YTD Members Dropped	YTD Net Growth	YTD Net Growth%	Member Count 12 Months Ago	Avg. length of service for dropped members	Months Since Last MMR ***	Yrs. Since Last Officer Report	President Rotation	Vice President Reported ****	Months Since Last Activity Report ***	Account Balance	Donations for current Fiscal Year		
			Number of times on status quo within last two years		If below 15 members appears				If net loss is greater than 20% appears			If no report in 3 months appears in	When more than one year appears in	Number of repeat terms		Notes the officers that do not have an active	If no report at 12 months appears in red			
127464	Forssa/Jokivarsi	05/12/2016	Cancelled(8*)		06/29/2024															
Current Total Clubs Count	YTD New Clubs Count	YTD Cancelled Clubs Count	YTD Net Club Gain	Current Total Members Count	YTD Add	YTD Drop	YTD Net Growth	YTD Net Growth %	Member Count 12 Months Ago	Average Member Count Per Club	% of Clubs with less than 20 members	% No MMR in 3 Months	% No Officer Report in 12 Months	% of Clubs with balance 90+ days	Number of Clubs in Status Quo	% Status Quo Clubs in Financial Suspension	Number of Cancelled Clubs	Average Cancelled Club Age	Members Lost Due to Cancellation	% of Clubs Cancelled for Non-Financial Reasons
74	0	1	-1	1,756	108	94	14	0.80%	1,776	24	28%	24%	0%	1%	0	0%	1	72	0	0%

\* - P - Priority Club. Cancellation Reasons: 1-Objectives/conduct, 2-Non-active club, 5-Non-existing club, 6-Disbanding, 7-Merger, 8-Financial Suspension, 9-District/Multiple District Dues.

\*\* - Abbreviation: P-President, S-Secretary, T-Treasurer, M-Member Chairperson, VP-First Vice President, MC-Communications Chairperson, SC-Service Chairperson

\*\*\* - Abbreviation: N/R - Never reported using the Lions Clubs website, N/A - Not applicable, No password registered for the Lions Clubs website.

\*\*\*\* - Abbreviation: N - New, IP - Immediate Past, R - Repeat.



# Club Health Assessment for District 107 D through May 2025

			Status	Membership							Reports					Finance		LCIF
Club Number	Club Name	Charter Date		Current Member Count	YTD Members Added	YTD Members Dropped	YTD Net Growth	YTD Net Growth%	Member Count 12 Months Ago	Avg. length of service for dropped members	Months Since Last MMR ***	Yrs. Since Last Officer Report	President Rotation	Vice President Reported ****	Months Since Last Activity Report ***	Account Balance	Donations for current Fiscal Year	
			Number of times on status quo within last two years	If below 15 members appears				If net loss is greater than 20% appears			If no report in 3 months appears in	When more than one year appears in	Number of repeat terms	Notes the officers that do not have an active	If no report at 12 months appears in red			
Clubs more than two years old																		
31949	ELIMÄKI/RATSU	03/25/1976	Active	9	0	0	0	0.00%	9		1		6	R	M,SC	24+		
20505	HAMINA	07/09/1954	Active	43	2	0	2	4.88%	42		0			N	SC	7	\$520.64	
28056	HAMINA/BASTIONI	02/28/1974	Active	34	3	6	-3	-8.11%	37	27	0		2	N	M,SC	8	\$364.45	
67609	HAMINA/VARVARA	04/01/2003	Active	27	4	5	-1	-3.57%	28	14	0			N	M,SC	0		
20797	HAUKIVUORI	09/03/1963	Active	19	1	1	0	0.00%	19	17	0		2		M,VP,SC	4	\$486.15	
20507	HEINOLA	12/06/1955	Active	41	2	1	1	2.50%	40	23	3			N	S,M	12	\$468.58	
20506	HEINOLA/JYRÄNKÖ	10/20/1964	Active	43	0	0	0	0.00%	45		1			N		0	\$1,028.22	
34875	HEINOLA/KAILAS-SILLAT	12/28/1977	Active	29	1	2	-1	-3.33%	31	23	1			N	M,SC	21		
68684	HEINOLA/TÄHDET	04/21/2003	Active	19	3	1	2	11.76%	17	2	0				M,VP,SC	2		
20508	HIRVENSALMI	06/18/1965	Active	14	0	3	-3	-17.65%	17	22	0			N	SC	13		
20509	IMATRA	08/20/1954	Active	43	2	1	1	2.38%	42	0	1			N	SC	12	\$1,093.35	
20511	IMATRA/VUOKSI	11/24/1961	Active	24	0	2	-2	-7.69%	26	2	8			N	S,SC	17		
20513	JAALA	03/29/1967	Active	32	2	1	1	3.23%	31	50	4			N		0	\$312.39	
20514	JOUTSENO	04/11/1956	Active(2)	24	0	2	-2	-7.69%	26	52	0			N		0	\$2,662.47	
20515	JUVA	07/07/1965	Active	18	0	0	0	0.00%	18		0		4	R	SC	5		
125796	JUVA/LUONTERI	09/28/2015	Active	13	0	0	0	0.00%	13		3			R		3	\$336.73	
20516	KAIPAIINEN	06/13/1973	Active	32	1	4	-3	-8.57%	35	10	1				VP	0	\$2,082.56	
Exc Award (06/30/2017, 06/30/2023)																		
58132	KOTKA/KEISARINNA	04/15/1996	Active	21	2	3	-1	-4.55%	23	4	1			N	M,SC	0	\$312.39	
20544	KOTKA/MAININKI	02/28/1973	Active(1)	11	1	3	-2	-15.38%	13	1	0				M,VP,SC	6		
141907	Kouvola	09/02/2020	Active	19	2	1	1	5.56%	18	5	0			N	M,SC	0		
56358	KOUVOLA/IRIS	12/19/1994	Active	18	1	3	-2	-10.00%	22	3	0				M,VP,SC	0		
20524	KOUVOLA/LUKKO	01/08/1971	Active	21	2	0	2	10.53%	19		0			N	M,SC	24+		
105509	KOUVOLA/RITARIT	05/15/2009	Cancelled(6*)	0	0	0	0	0.00%	7		0	1	None		P,S,T,M,VP SC	17		



# Club Health Assessment for District 107 D through May 2025

			Status	Membership							Reports					Finance		LCIF
Club Number	Club Name	Charter Date		Current Member Count	YTD Members Added	YTD Members Dropped	YTD Net Growth	YTD Net Growth%	Member Count 12 Months Ago	Avg. length of service for dropped members	Months Since Last MMR ***	Yrs. Since Last Officer Report	President Rotation	Vice President Reported ****	Months Since Last Activity Report ***	Account Balance	Donations for current Fiscal Year	
			Number of times on status quo within last two years	If below 15 members appears				If net loss is greater than 20% appears			If no report in 3 months appears in	When more than one year appears in	Number of repeat terms	Notes the officers that do not have an active	If no report at 12 months red			
20548	KUUSANKOSKI/VOIKKAA	04/10/1962	Active	15	0	0	0	0.00%	15		0		3	R	M,SC	0		
20527	LAPPEENRANTA	08/29/1954	Active	42	1	2	-1	-2.33%	43	12	1			N	SC	1	\$468.58	
36993	LAPPEENRANTA/KANAVA	04/27/1979	Active	21	0	2	-2	-8.70%	23	44	1			N	SC	0	\$100.00	
47333	LAPPEENRANTA/RAKUUNA	05/18/1987	Active	24	2	3	-1	-4.00%	27	14	0			N		0	\$392.39	
20529	LAPPEENRANTA/SAIMAA	10/10/1961	Active	19	1	1	0	0.00%	20	13	0			N	M,SC	0		
67326	LAPPEENRANTA/WEERA	02/19/2003	Active	36	3	6	-3	-7.69%	41	4	4			N	SC	0		
39428	LEMI	02/24/1981	Active	35	2	0	2	6.06%	33		3			N	M,SC	24+	\$156.19	
20531	LUUMÄKI	05/08/1958	Active	9	0	0	0	0.00%	9		12			N	SC	17	\$874.77	
132844	Luumaki Ellen	10/11/2017	Active	24	3	1	2	9.09%	22	7	4			N		6	\$200.00	
43373	LUUMÄKI/UKKO-PEKKA	01/31/1984	Active	26	1	1	0	0.00%	26	41	0			N	T,M,SC	0	\$1,964.58	
20533	MÄNTYHARJU	11/11/1964	Active	46	5	1	4	9.52%	40	38	0			N		0	\$1,113.82	
78695	MIKKELI/NAISVUORI	04/05/2004	Cancelled(6*)	0	0	0	0	0.00%	12		10	1	None		P,S,T,M,VP SC	12		
50995	MIKKELI/PÄÄMAJA	10/15/1990	Active	7	0	2	-2	-22.22%	9	13	0		3	N	SC	24+		
20534	MIKKELI/PORRASSALMI	03/03/1965	Active	17	0	4	-4	-19.05%	21	33	1			R	M,SC	2		
20537	MIKKELI/SAVON-JOUSI	04/02/1970	Active	11	0	3	-3	-21.43%	14	34	0		2	R	M	24	\$468.22	
20538	MYLLYKOSKI	11/22/1967	Active	20	3	2	1	5.26%	19	33	0				M,VP,SC	0	\$156.73	
41197	NUIJAMAA	04/29/1982	Active	10	0	2	-2	-16.67%	13	32	6			N	SC	0		
40897	OTAVA	02/17/1982	Active	26	6	1	5	23.81%	21	3	1			N	SC	24+		
124289	OTAVA/HELMI	03/06/2015	Active	17	1	0	1	6.25%	17		0			N	SC	24+		
20540	PERTUNMAA	04/16/1970	Active	12	2	3	-1	-7.69%	13	22	2			R	M,SC	0	\$1,000.00	
30278	PUUMALA	02/28/1975	Active	19	3	3	0	0.00%	19	28	0			N	SC	0		
20545	RISTIINA	11/26/1973	Active(1)	23	3	2	1	4.55%	23	16	0			N	M,SC	0		
33362	RUOKOLAHTI	02/03/1977	Active(1)	16	1	1	0	0.00%	16	15	3			N		24+		
20546	SAVITAIPALE	12/10/1966	Active	23	1	1	0	0.00%	25	19	0			N	SC	0	\$462.15	
20728	SIMPELE	03/11/1969	Active	28	0	0	0	0.00%	28		8			N		8	\$324.10	



## Club Health Assessment for District 107 D through May 2025

INTERNATIONAL

Club Number	Club Name	Charter Date	Status	Membership						Reports				Finance	LCIF		
				Current Member Count	YTD Members Added	YTD Members Dropped	YTD Net Growth	YTD Net Growth%	Member Count 12 Months Ago	Avg. length of service for dropped members	Months Since Last MMR ***	Yrs. Since Last Officer Report	President Rotation	Vice President Reported ****	Months Since Last Activity Report ***	Account Balance	Donations for current Fiscal Year
			Number of times on status quo within last two years	If below 15 members appears				If net loss is greater than 20% appears			If no report in 3 months appears in	When more than one year appears in	Number of repeat terms	Notes the officers that do not have an active	If no report at 12 months appears in red		
30374	TAIPALSAARI	03/12/1975	Active	18	0	0	0	0.00%	18		11			N	M,SC	17	\$324.10
	Exc Award (06/30/2023)																
20547	VALKEALA	03/17/1965	Active	19	1	2	-1	-5.00%	20	39	1			N	M	0	\$468.58
	Exc Award (06/30/2023)																
39429	VALKEALA/VEKARA	02/09/1981	Active(1)	25	0	1	-1	-3.85%	26	19	4			N	M,SC	24+	
32235	VIROLAHTI-MIEHIKKÄLÄ	05/11/1976	Active	22	0	4	-4	-15.38%	26	19	8				M,VP,SC	1	\$280.00

Clubs Cancelled Previous Fiscal Year – Clubs Cancelled within last 12 months may be reinstated

Club Number	Club Name	Charter Date	Current Status*	Cancellation Date
20518	KARHULA	01/24/1954	Cancelled(6*)	06/29/2024
20519	KAUSALA	11/09/1962	Cancelled(6*)	06/29/2024
45150	KOUVOLA/HANSA	06/03/1985	Cancelled(6*)	05/29/2024

Current Total Clubs Count	YTD New Clubs Count	YTD Cancelled Clubs Count	YTD Net Club Gain	Current Total Members Count	YTD Add	YTD Drop	YTD Net Growth	YTD Net Growth %	Member Count 12 Months Ago	Average Member Count Per Club	% of Clubs with less than 20 members	% No MMR in 3 Months	% No Officer Report in 12 Months	% of Clubs with balance 90+ days	Number of Clubs in Status Quo	% Status Quo Clubs in Financial Suspension	Number of Cancelled Clubs	Average Cancelled Club Age	Members Lost Due to Cancellation	% of Clubs Cancelled for Non-Financial Reasons
50	0	2	-2	1,164	68	87	-19	-1.61%	1,217	23	44%	28%	0%	0%	0	0%	2	103	0	100%

\* - P - Priority Club. Cancellation Reasons: 1-Objectives/conduct, 2-Non-active club, 5-Non-existing club, 6-Disbanding, 7-Merger, 8-Financial Suspension, 9-District/Multiple District Dues.

\*\* - Abbreviation: P-President, S-Secretary, T-Treasurer, M-Member Chairperson, VP-First Vice President, MC-Communications Chairperson, SC-Service Chairperson

\*\*\* - Abbreviation: N/R - Never reported using the Lions Clubs website, N/A - Not applicable, No password registered for the Lions Clubs website.

\*\*\*\* - Abbreviation: N - New, IP - Immediate Past, R - Repeat.



# Club Health Assessment for District 107 E through May 2025

Club Number	Club Name	Charter Date	Status	Membership							Reports					Finance	LCIF
				Current Member Count	YTD Members Added	YTD Members Dropped	YTD Net Growth	YTD Net Growth%	Member Count 12 Months Ago	Avg. length of service for dropped members	Months Since Last MMR ***	Yrs. Since Last Officer Report	President Rotation	Vice President Reported ****	Months Since Last Activity Report ***	Account Balance	Donations for current Fiscal Year
			Number of times on status quo within last two years	If below 15 members appears				If net loss is greater than 20% appears			If no report in 3 months appears in	When more than one year appears in	Number of repeat terms	Notes the officers that do not have an active	If no report at 12 months appears in red		
<b>Clubs more than two years old</b>																	
20583	AKAA/DYNAMO	03/26/1963	Active	8	0	2	-2	-20.00%	10	9	1		2	M,VP	1		
20549	HÄMEENKYRÖ	11/27/1957	Active	16	0	0	0	0.00%	16		8			N	M	11	\$80.83
111305	HÄMEENKYRÖ/KYRÖTTÄRET	06/08/2011	Active	16	0	4	-4	-20.00%	20	7	0			N	M	1	\$104.31
Exc Award (06/30/2017)																	
20551	HUMPPILA	12/16/1966	Active	23	2	1	1	4.55%	22	53	0			N		0	\$116.20
20552	IKAALINEN	05/26/1959	Active	13	0	0	0	0.00%	13		13		2	N		2	
20553	IKAALINEN/KYRÖSJÄRVI	06/23/1972	Active	20	0	1	-1	-4.76%	21	41	0			N	SC	8	
20658	JUUPAJOKI	02/11/1962	Active(1)	22	0	0	0	0.00%	22		14		2	N		6	\$111.14
20555	KANGASALA	02/18/1963	Active(1)	22	0	0	0	0.00%	22		13			N	M	1	\$835.90
37849	KANGASALA/HARJULA	12/26/1979	Active(1)	23	0	2	-2	-8.00%	25	15	2			N	SC	5	\$20.00
20556	KANGASALA/ROINE	04/09/1973	Active	30	0	0	0	0.00%	30		13			N	VP	11	
20557	KARKKU	12/13/1961	Active	28	1	0	1	3.70%	27		5			N		0	
20558	KIHNIÖ	03/18/1964	Active	13	3	0	3	30.00%	10		3			N	M,SC	7	\$728.58
46850	KUHMALAHTI	01/29/1987	Active	11	0	1	-1	-8.33%	12	12	0		6	R	M	17	
20559	KURU	11/17/1954	Active	35	2	3	-1	-2.78%	38	34	0		2	R	M	5	
48664	KYLMÄKOSKI	06/01/1988	Active	13	1	2	-1	-7.14%	15	25	0			N	M	3	
30372	LÄNGELMÄKI	03/12/1975	Active	31	0	1	-1	-3.13%	32	50	3			N	M,SC	3	\$312.39
20560	LEMPÄÄLÄ	09/11/1956	Active	36	1	0	1	2.86%	35		3			N		0	\$1,738.89
Exc Award (06/30/2018)																	
122331	LEMPÄÄLÄ/BIRGITTA	05/27/2014	Active	9	1	3	-2	-18.18%	11	11	0				VP,SC	1	\$211.64
20561	LEMPÄÄLÄ/KANAVA	06/22/1965	Active	23	0	2	-2	-8.00%	25	33	1		5	N		3	\$122.84
130693	LEMPÄÄLÄ/KIPINÄ	04/25/2017	Active	29	2	3	-1	-3.33%	30	7	2			N		0	\$202.08
Exc Award (06/30/2018, 06/30/2023)																	
67687	LEMPÄÄLÄ/SÄÄKSJÄRVI	04/08/2003	Active	19	0	1	-1	-5.00%	21	14	6			N		0	\$96.50
Exc Award (06/30/2018, 06/30/2023)																	



# Club Health Assessment for District 107 E through May 2025

			Status	Membership						Reports					Finance		LCIF	
Club Number	Club Name	Charter Date		Current Member Count	YTD Members Added	YTD Members Dropped	YTD Net Growth	YTD Net Growth%	Member Count 12 Months Ago	Avg. length of service for dropped members	Months Since Last MMR ***	Yrs. Since Last Officer Report	President Rotation	Vice President Reported ****	Months Since Last Activity Report ***	Account Balance	Donations for current Fiscal Year	
			Number of times on status quo within last two years	If below 15 members appears				If net loss is greater than 20% appears			If no report in 3 months appears in	When more than one year appears in	Number of repeat terms	Notes the officers that do not have an active	If no report at 12 months appears in red			
32820	LUOPIOINEN	10/05/1976	Active	21	4	0	4	23.53%	16		0			N	11	90+ Days		
20562	MOUHIJÄRVI	05/13/1963	Active	26	3	1	2	8.33%	24	62	2		2	N	M,SC		11	\$746.02
57509	NOKIA/LOTUS	11/27/1995	Active	14	2	1	1	7.69%	13	2	3			N	M,SC		6	
20564	ORIVESI	01/20/1957	Active	22	0	1	-1	-4.35%	23	38	1			N			1	\$117.73
43512	ORIVESI/ISOMAKKARA	02/27/1984	Active	24	0	1	-1	-4.00%	25	7	4			N	M,SC		0	
20566	PÄLKÄNE	03/23/1955	Active	32	2	0	2	6.67%	33		6			N	SC		6	
20567	PARKANO	04/29/1963	Active	18	0	2	-2	-10.00%	20	23	4				M,VP		5	\$312.39
45793	PIRKKALA/NAISTENMATKA	02/03/1986	Active	13	1	1	0	0.00%	13	39	1			N	M,SC		3	\$65.68
125061	PIRKKALA/PIRKATTARET	06/23/2015	Active	22	4	3	1	4.76%	21	6	0			N			0	
Exc Award (06/30/2019)																		
20570	RUOVESI	01/27/1960	Active	29	2	1	1	3.57%	28	19	2			N		5	\$304.02	
20571	SAHALAHTI	04/02/1970	Active	12	1	0	1	9.09%	11		3		2	R	M,SC	1		
20914	SASTAMALA/VAMMALA	11/19/1959	Active	36	2	0	2	5.88%	32		0			N		0		
20572	SIURO	01/31/1957	Active	18	0	0	0	0.00%	20		7			R	M,SC	1		
39895	SUODENNIEMI	05/27/1981	Active	26	0	0	0	0.00%	26		14			N	P,M,SC	11		
Exc Award (06/30/2023)																		
20573	TAMPERE	11/09/1953	Active	15	3	1	2	15.38%	14	51	1				M,VP,SC	0	\$938.32	
20574	TAMPERE/AMURI	11/22/1968	Active	21	0	2	-2	-8.70%	24	19	0			N		0	\$1,053.36	
Exc Award (06/30/2016)																		
60076	TAMPERE/HÄMEENSILTA	11/06/1997	Active	18	1	1	0	0.00%	18	22	0		2	R		1		
20575	TAMPERE/HARJU	02/18/1969	Active	18	1	3	-2	-10.00%	20	25	0			N		0	\$2,264.95	
33363	TAMPERE/HERVANTA	02/14/1977	Active	20	0	2	-2	-9.09%	22	28	0			R	SC	0	\$106.09	
Exc Award (06/30/2017, 06/30/2018)																		
32104	TAMPERE/KAAKINMAA	04/20/1976	Active	12	1	3	-2	-14.29%	15	8	0			N	M,SC	0	\$174.91	
Exc Award (06/30/2023)																		
20579	TAMPERE/KAUKAJÄRVI	05/22/1972	Active	22	1	4	-3	-12.00%	25	3	0			N	M,SC	0	\$1,770.05	



# Club Health Assessment for District 107 E through May 2025

			Status	Membership							Reports					Finance		LCIF
Club Number	Club Name	Charter Date		Current Member Count	YTD Members Added	YTD Members Dropped	YTD Net Growth	YTD Net Growth%	Member Count 12 Months Ago	Avg. length of service for dropped members	Months Since Last MMR ***	Yrs. Since Last Officer Report	President Rotation	Vice President Reported ****	Months Since Last Activity Report ***	Account Balance	Donations for current Fiscal Year	
			Number of times on status quo within last two years	If below 15 members appears				If net loss is greater than 20% appears			If no report in 3 months appears in	When more than one year appears in	Number of repeat terms	Notes the officers that do not have appears in an active	If no report at 12 months red			
38978	TAMPERE/KOIVISTONKYLÄ	10/28/1980	Active	11	0	2	-2	-15.38%	13	36	1			N	3		\$533.90	
54999	TAMPERE/KÖYHÄT RITARIT	10/26/1993	Active	0	0	11	-11	-100.00%	11	18	0		None	P,S,T,M,VP SC	13			
49851	TAMPERE/LASSINLINNA	09/19/1989	Active	21	0	0	0	0.00%	21		13			N	0			
52165	TAMPERE/NAISTENLAHTI	11/19/1991	Active	9	0	0	0	0.00%	9		4		2	R	0		\$253.73	
53706	TAMPERE/NÄSINNEULA	09/25/1992	Active	22	3	1	2	10.00%	20	31	0		2	R	0			
Exc Award (06/30/2017)																		
45151	TAMPERE/PIRKANMAA	06/10/1985	Active	8	0	0	0	0.00%	8		11		3	R	SC	18		
99669	TAMPERE/RUOTU	06/18/2007	Active	14	1	1	0	0.00%	14	18	4			N	SC	1	\$232.78	
Exc Award (06/30/2018)																		
50929	TAMPERE/SIILINKARI	09/14/1990	Active	14	0	0	0	0.00%	14		12			N	0		\$237.96	
56527	TAMPERE/WIVI LÖNN	02/10/1995	Active	15	0	1	-1	-6.25%	16	11	0			N	0		\$595.78	
20587	TEISKO	12/01/1961	Active	39	2	1	1	2.63%	39	29	0			R	M,SC	12		
20588	TOIJALA	11/03/1955	Active	27	0	1	-1	-3.57%	28	9	5			N	SC	5	\$136.40	
20589	TOIJALA/AKAA	05/10/1973	Active	42	2	4	-2	-4.55%	45	8	0		None	N	P	0	\$511.85	
Exc Award (06/30/2021)																		
78170	TOIJALA/ARVO YLPPÖ	01/30/2004	Active	29	1	2	-1	-3.33%	30	10	0				VP	0	\$151.68	
20590	URJALA	12/01/1967	Active	27	1	2	-1	-3.57%	28	31	3				T,VP,SC	4	\$148.44	
111421	URJALA/LINNATTARET	06/21/2011	Active	17	1	0	1	6.25%	16		4		2	R	10			
20591	VALKEAKOSKI	04/05/1955	Active	0	0	15	-15	-100.00%	15	34	0		None	P,S,T,M,VP SC	14		\$202.76	
20592	VALKEAKOSKI/APIA	04/09/1973	Active	26	4	3	1	4.00%	25	51	0		2	R	SC	5	90+ Days	
105545	VALKEAKOSKI/RAPOLA	05/20/2009	Active	17	0	0	0	0.00%	17		14			N	M,SC	1	\$254.19	
20593	VALKEAKOSKI/SÄÄKSMÄKI	03/06/1964	Active	30	1	0	1	3.45%	31		6		2	N		2		
43513	VESILAHTI/KURJET	02/02/1984	Active	29	0	2	-2	-6.45%	31	16	1			N	M	0	\$146.62	
20594	VIIALA	05/04/1962	Active	22	2	0	2	10.00%	21		0			N	M,SC	0	\$959.87	
47091	VILJAKKALA	03/27/1987	Active	18	0	1	-1	-5.26%	19	38	4			N	M,SC	15	\$624.29	
20595	VIRRAT	01/16/1965	Active	19	1	3	-2	-9.52%	22	12	2			N		1	\$312.39	



# Club Health Assessment for District 107 E through May 2025

			Status		Membership						Reports					Finance		LCIF		
Club Number	Club Name	Charter Date			Current Member Count	YTD Members Added	YTD Members Dropped	YTD Net Growth	YTD Net Growth%	Member Count 12 Months Ago	Avg. length of service for dropped members	Months Since Last MMR ***	Yrs. Since Last Officer Report	President Rotation	Vice President Reported ****	Months Since Last Activity Report ***	Account Balance	Donations for current Fiscal Year		
			Number of times on status quo within last two years		If below 15 members appears				If net loss is greater than 20% appears			If no report in 3 months appears in	When more than one year appears in	Number of repeat terms	Notes the officers that do not have an active	If no report appears in 12 months red				
59253	VIRRAT/TARJANNE	03/17/1997	Active		20	1	0	1	5.26%	19		4			N	SC	0		\$257.23	
88302	YLÖJÄRVI/HELM I	05/17/2005	Cancelled(6*)		0	0	0	0	0.00%	5		11	1	None		P,S,T,M,VP SC	24+			
32236	YLÖJÄRVI/KEIJÄRVI	05/05/1976	Active		18	3	2	1	5.88%	18	6	3				M,VP,SC	15			
Current Total Clubs Count	YTD New Clubs Count	YTD Cancelled Clubs Count	YTD Net Club Gain	Current Total Members Count	YTD Add	YTD Drop	YTD Net Growth	YTD Net Growth %	Member Count 12 Months Ago	Average Member Count Per Club	% of Clubs with less than 20 members	% No MMR in 3 Months	% No Officer Report in 12 Months	% of Clubs with balance 90+ days	Number of Clubs in Status Quo	% Status Quo Clubs in Financial Suspension	Number of Cancelled Clubs	Average Cancelled Club Age	Members Lost Due to Cancellation	% of Clubs Cancelled for Non-Financial Reasons
67	0	1	-1	1,373	64	105	-41	-2.90%	1,435	20	46%	45%	0%	3%	0	0%	1	19	0	100%

\* - P - Priority Club. Cancellation Reasons: 1-Objectives/conduct, 2-Non-active club, 5-Non-existing club, 6-Disbanding, 7-Merger, 8-Financial Suspension, 9-District/Multiple District Dues.

\*\* - Abbreviation: P-President, S-Secretary, T-Treasurer, M-Member Chairperson, VP-First Vice President, MC-Communications Chairperson, SC-Service Chairperson

\*\*\* - Abbreviation: N/R - Never reported using the Lions Clubs website, N/A - Not applicable, No password registered for the Lions Clubs website.

\*\*\*\* - Abbreviation: N - New, IP - Immediate Past, R - Repeat.





# Club Health Assessment for District 107 F through May 2025

			Status	Membership							Reports					Finance		LCIF
Club Number	Club Name	Charter Date		Current Member Count	YTD Members Added	YTD Members Dropped	YTD Net Growth	YTD Net Growth%	Member Count 12 Months Ago	Avg. length of service for dropped members	Months Since Last MMR ***	Yrs. Since Last Officer Report	President Rotation	Vice President Reported ****	Months Since Last Activity Report ***	Account Balance	Donations for current Fiscal Year	
			Number of times on status quo within last two years	If below 15 members appears					If net loss is greater than 20% appears			If no report in 3 months appears in	When more than one year appears in	Number of repeat terms	Notes the officers that do not have an active	If no report at 12 months appears in red		
Clubs more than two years old																		
32745	ÄHTÄRI/OULUVESI	09/22/1976	Active	20	0	1	-1	-4.76%	21	12	7			N	3			
20599	ALAHÄRMÄ	10/11/1961	Active	33	2	1	1	3.13%	32	19	1			N	6		\$1,561.93	
20650	ALAJÄRVI/JÄRVISEUTU	02/26/1960	Active	31	1	2	-1	-3.13%	32	46	1			N	SC	12	\$1,312.39	
20651	ALAVUS	03/06/1964	Active	24	0	1	-1	-4.00%	27	30	0		3	N	SC	24+		
20597	EVIJÄRVI	10/17/1963	Active	35	3	2	1	2.94%	34	34	0			N	T,M,SC	1		
20600	ILMAJOKI	02/25/1964	Active	18	0	2	-2	-10.00%	20	33	3		2	N	M,SC	7		
44303	ILMAJOKI/ILKKA	10/31/1984	Active	36	1	5	-4	-10.00%	40	15	0			N	M	13	\$1,393.35	
67723	ILMAJOKI/VILJAT	04/11/2003	Active	22	0	0	0	0.00%	22		1			N	M,SC	5		
20601	ISOJOKI	04/05/1963	Active	34	0	1	-1	-2.86%	35	16	3			N	SC	13	\$486.14	
Exc Award (06/30/2024)																		
20602	ISOKYRÖ	05/05/1960	Active	39	0	0	0	0.00%	40		4			N	10			
20554	JALASJÄRVI	01/19/1960	Active	24	0	0	0	0.00%	24		1			N	M,SC	2	\$312.39	
63089	JALASJÄRVI/LIISAT	04/24/2000	Active	29	3	1	2	7.41%	27	4	6				VP	12	\$156.19	
20606	JURVA	04/25/1963	Active	21	0	2	-2	-8.70%	23	40	5				M,VP,SC	24+		
30610	KASKINEN-KASKÖ	04/11/1975	Active	15	0	0	0	0.00%	15		18			N	M,SC	20	\$468.58	
20610	KAUHAJOKI	12/30/1963	Active	24	3	2	1	4.35%	23	20	0			N	SC	13	\$937.16	
20608	KAUHAJOKI/ARO	06/30/1972	Active	18	0	2	-2	-10.00%	20	37	0			N	S	8	\$1,041.28	
61445	KAUHAJOKI/KATRILLI	01/20/1999	Active	22	0	0	0	0.00%	22		13			N	SC	1	\$52.24	
41534	KAUHAJOKI/PÄNTÄNE	06/18/1982	Active	18	0	0	0	0.00%	18		1				M,VP,SC	2	\$312.92	
20611	KAUHAVA	06/13/1956	Active	14	0	3	-3	-17.65%	17	43	5		3	N	SC	24+		
44304	KAUHAVA/HELAHOITO	10/15/1984	Active	18	0	0	0	0.00%	18		13			N	SC	12	\$1,677.92	
Exc Award (06/30/2018)																		
67352	KAUHAVA/ILMATAR	02/21/2003	Active	29	1	2	-1	-3.33%	30	13	4			IP	SC	0	\$156.19	
20615	KORSNÄS	03/20/1967	Active	16	0	1	-1	-5.88%	17	7	4			N	M,SC	13		



# Club Health Assessment for District 107 F through May 2025

Club Number	Club Name	Charter Date	Status	Membership							Reports					Finance	LCIF
				Current Member Count	YTD Members Added	YTD Members Dropped	YTD Net Growth	YTD Net Growth%	Member Count 12 Months Ago	Avg. length of service for dropped members	Months Since Last MMR ***	Yrs. Since Last Officer Report	President Rotation	Vice President Reported ****	Months Since Last Activity Report ***	Account Balance	Donations for current Fiscal Year
			Number of times on status quo within last two years	If below 15 members appears				If net loss is greater than 20% appears			If no report in 3 months appears	When more than one year appears in	Number of repeat terms	Notes the officers that do not have an active	If no report at 12 months red		
20614	KORTESJÄRVI	06/20/1972	Active	25	0	0	0	0.00%	25		0			N	1		
20616	KRISTINESTAD-KRISTIINANK	04/17/1953	Active	22	0	1	-1	-4.35%	23	61	4			N	10		\$520.24
20671	KUORTANE	02/25/1965	Active	30	2	1	1	3.45%	29	11	0			N	SC	24+	
20618	KURIKKA	05/03/1962	Active	24	0	2	-2	-7.69%	26	13	4			N		12	
Exc Award (06/30/2023)																	
59446	KURIKKA/JENNYT	04/10/1997	Active	20	1	2	-1	-4.76%	22	22	2			N		12	\$312.15
53011	KURIKKA/PAITAPIISKA	05/06/1992	Active	38	1	2	-1	-2.56%	39	11	0			N	M,SC	2	
35963	LAPPAJÄRVI	07/10/1978	Active	24	0	2	-2	-7.69%	26	31	0			N	SC	15	
20621	LAPPFJÄRD-LAPVÄÄRTTI	03/13/1958	Active	13	0	2	-2	-13.33%	15	38	5			N	SC	24+	
20622	LAPUA	11/09/1962	Active	31	1	2	-1	-3.13%	32	23	0			N		4	\$936.56
56721	LAPUA/ALAJOKI	03/28/1995	Active	18	0	1	-1	-5.26%	19	8	0		2		M,VP,SC	0	
129788	LAPUA/FRÖÖKYNÄT	02/08/2017	Active	21	0	0	0	0.00%	21		11		2		M,VP,SC	11	
30166	LAPUA/SIMPSIÖ	01/29/1975	Active	25	1	0	1	4.17%	24		6			N	M,SC	0	\$520.24
29516	LEHTIMÄKI	06/25/1974	Active	21	0	0	0	0.00%	21		0			N	P	2	
20623	MALAX	11/07/1966	Active	26	1	1	0	0.00%	25	4	0		2	R	M	24+	
Exc Award (06/30/2023)																	
20625	NÄRPES	03/19/1954	Active	32	0	1	-1	-3.03%	33	31	8			N		3	\$1,500.96
97865	NÄRPES/THREE TOWNS	10/24/2006	Active	13	1	0	1	8.33%	12		3		2	N	M,SC	0	\$156.19
43644	NURMO/LAKEUS	03/20/1984	Active	22	1	1	0	0.00%	22	41	3		None	N	P	0	
96800	NURMO/VALAKIAT	03/30/2006	Active	0	0	11	-11	-100.00%	11	12	0		None		P,S,T,M,VP SC	0	\$312.39
20627	ÖVERMARK-YTTERMARK	01/21/1972	Active	20	0	0	0	0.00%	20		6			N	M	7	
20568	PERÄSEINÄJOKI	01/21/1965	Active	33	0	0	0	0.00%	33		13			N		14	\$156.73
20634	SEINÄJOKI	04/12/1955	Active	7	0	2	-2	-22.22%	9	31	0		7	R	S,M,SC	24+	
49050	SEINÄJOKI/AALTO	11/30/1988	Active	17	2	1	1	6.25%	17	2	0		2	N		0	90+ Days \$67.00
20635	SEINÄJOKI/BOTNIA	03/12/1957	Active	17	0	3	-3	-15.00%	20	44	0		3	N	SC	1	



# Club Health Assessment for District 107 F through May 2025

			Status	Membership							Reports					Finance	LCIF	
Club Number	Club Name	Charter Date		Current Member Count	YTD Members Added	YTD Members Dropped	YTD Net Growth	YTD Net Growth%	Member Count 12 Months Ago	Avg. length of service for dropped members	Months Since Last MMR ***	Yrs. Since Last Officer Report	President Rotation	Vice President Reported ****	Months Since Last Activity Report ***	Account Balance	Donations for current Fiscal Year	
			Number of times on status quo within last two years	If below 15 members appears				If net loss is greater than 20% appears			If no report in 3 months appears in	When more than one year appears in	Number of repeat terms	Notes the officers that do not have an active	If no report at 12 months red			
20636	SEINÄJOKI/TÖRNÄVÄ Exc Award (06/30/2017)	01/29/1965	Active	27	1	0	1	3.85%	26		4			N	M,SC	0		\$322.80
20638	TEUVA	04/08/1962	Active	21	3	3	0	0.00%	21	12	1			N	SC	12		
20690	TÖYSÄ	03/11/1964	Active	23	0	1	-1	-4.17%	24	40	4			N	M,SC	2		\$156.07
50646	VAASA/FAMILY Exc Award (06/30/2021)	06/06/1990	Active	9	4	4	0	0.00%	9	23	3			N	SC	2		
40158	VAASA/MERI	06/24/1981	Active	35	1	6	-5	-12.50%	40	26	0			N		4		\$937.16
20639	VAASA-VASA	11/17/1953	Active	12	0	1	-1	-7.69%	13	12	7		8	R	M,SC	24+		
20642	VÄHÄKYRÖ	11/15/1961	Active	21	2	2	0	0.00%	20	14	3			N	SC	8	90+ Days	\$220.00
20620	VIMPELI	04/29/1966	Active	30	0	1	-1	-3.23%	31	47	2				M,VP,SC	24+		
34465	YLIHÄRMÄ	09/30/1977	Active	12	0	1	-1	-7.69%	13	1	8		3		M,VP	18		\$156.73
20646	YLISTARO Exc Award (06/30/2023)	05/05/1965	Active	35	2	0	2	6.06%	33		4			N		11		\$624.78

Clubs Cancelled Previous Fiscal Year – Clubs Cancelled within last 12 months may be reinstated

Club Number	Club Name	Charter Date	Current Status*	Cancellation Date
124981	LAIHIA/HELMİ	06/17/2015	Cancelled(6*)	05/29/2024
20633	PETALAX	09/18/1970	Cancelled(6*)	07/29/2023

Current Total Clubs Count	YTD New Clubs Count	YTD Cancelled Clubs Count	YTD Net Club Gain	Current Total Members Count	YTD Add	YTD Drop	YTD Net Growth	YTD Net Growth %	Member Count 12 Months Ago	Average Member Count Per Club	% of Clubs with less than 20 members	% No MMR in 3 Months	% No Officer Report in 12 Months	% of Clubs with balance 90+ days	Number of Clubs in Status Quo	% Status Quo Clubs in Financial Suspension	Number of Cancelled Clubs	Average Cancelled Club Age	Members Lost Due to Cancellation	% of Clubs Cancelled for Non-Financial Reasons
55	0	0	0	1,264	38	82	-44	-3.36%	1,311	23	31%	53%	0%	4%	0	0%	0	0	0	0%

\* - P - Priority Club. Cancellation Reasons: 1-Objectives/conduct, 2-Non-active club, 5-Non-existing club, 6-Disbanding, 7-Merger, 8-Financial Suspension, 9-District/Multiple District Dues.

\*\* - Abbreviation: P-President, S-Secretary, T-Treasurer, M-Member Chairperson, VP-First Vice President, MC-Communications Chairperson, SC-Service Chairperson

\*\*\* - Abbreviation: N/R - Never reported using the Lions Clubs website, N/A - Not applicable, No password registered for the Lions Clubs website.

\*\*\*\* - Abbreviation: N - New, IP - Immediate Past, R - Repeat.



# Club Health Assessment for District 107 G through May 2025

			Status	Membership							Reports					Finance		LCIF
Club Number	Club Name	Charter Date		Current Member Count	YTD Members Added	YTD Members Dropped	YTD Net Growth	YTD Net Growth%	Member Count 12 Months Ago	Avg. length of service for dropped members	Months Since Last MMR ***	Yrs. Since Last Officer Report	President Rotation	Vice President Reported ****	Months Since Last Activity Report ***	Account Balance	Donations for current Fiscal Year	
			Number of times on status quo within last two years	If below 15 members appears				If net loss is greater than 20% appears			If no report in 3 months appears in	When more than one year appears in	Number of repeat terms		Notes the officers that do not have an active	If no report at 12 months red		
Clubs more than two years old																		
20647	ÄÄNEKOSKI & KOTAKENNÄS	07/26/1955	Active	14	0	2	-2	-12.50%	16	48	1			R	M,SC	12		
66460	ÄÄNEKOSKI/HELMİ	06/28/2002	Active	9	0	4	-4	-30.77%	13	14	0			N	SC	0		\$926.93
	Exc Award (06/30/2023)																	
20652	HAAPAMÄKI	08/17/1965	Active	16	1	0	1	6.67%	15		9			R		1		
20789	HANKASALMI	02/19/1962	Active	24	0	1	-1	-4.00%	26	32	2			N		6		\$421.19
20653	HARTOLA	09/27/1967	Active	35	2	3	-1	-2.78%	36	8	0			N		0		\$574.68
48666	JÄMSÄ/HIMOS	06/01/1988	Active	18	0	2	-2	-10.00%	20	25	5			N		0		
20656	JÄMSÄNSEUTU	05/03/1963	Active	22	1	1	0	0.00%	22	24	2		2	R		1		\$470.19
33968	JOUTSA/JOUSA	05/31/1977	Active	30	3	1	2	7.14%	28	8	0			N		0		\$937.16
20659	JYVÄSKYLÄ	10/20/1954	Active	32	0	0	0	0.00%	32		9		None		P,T,M,VP,SC	24+		\$52.06
31758	JYVÄSKYLÄ/ÄIJÄLÄ	02/26/1976	Active	10	0	0	0	0.00%	10		9		None		P,T,M,VP,SC	N/R		
20660	JYVÄSKYLÄ/HARJU	05/21/1959	Active	20	1	0	1	5.26%	19		4			N		0		
20661	JYVÄSKYLÄ/JYVÄ	12/27/1961	Active	13	1	0	1	8.33%	12		3		2		VP,SC	6		
50449	JYVÄSKYLÄ/JYVÄSSEUTU	04/23/1990	Active	21	1	0	1	5.00%	20		1		2	N		0		\$3,121.46
49003	JYVÄSKYLÄ/KUOKKALA	11/02/1988	Active	16	0	1	-1	-5.88%	17	7	1			N		11		\$468.58
20663	JYVÄSKYLÄ/LOHIKOSKI	04/16/1970	Active(1)	10	0	0	0	0.00%	10		1		3	R		14		
37850	JYVÄSKYLÄ/VIITANIEMI	12/26/1979	Active	11	1	0	1	10.00%	10		1			N		24+		
20664	KANNONKOSKI	01/12/1971	Active	15	1	1	0	0.00%	15	53	2			N		8		\$783.66
20665	KARSTULA	03/27/1956	Active(1)	20	0	0	0	0.00%	20		0		5	R	M	0		
42563	KARSTULA/RIUTTA	04/18/1983	Active	17	2	0	2	13.33%	15		5		7		M,VP,SC	24+		
57046	KARSTULA/SIRKAT	06/15/1995	Active	16	2	3	-1	-5.88%	17	15	1			N		0		\$450.00
	Exc Award (06/30/2023)																	
20666	KEURUU	02/12/1964	Active	21	0	2	-2	-8.70%	24	16	1			N		18		\$156.07
33366	KEURUU/LAPINSALMI	02/14/1977	Active	13	1	0	1	8.33%	12		4				M,VP,SC	13		



# Club Health Assessment for District 107 G through May 2025

			Status	Membership							Reports					Finance		LCIF
Club Number	Club Name	Charter Date		Current Member Count	YTD Members Added	YTD Members Dropped	YTD Net Growth	YTD Net Growth%	Member Count 12 Months Ago	Avg. length of service for dropped members	Months Since Last MMR ***	Yrs. Since Last Officer Report	President Rotation	Vice President Reported ****	Months Since Last Activity Report ***	Account Balance	Donations for current Fiscal Year	
			Number of times on status quo within last two years	If below 15 members appears						If net loss is greater than 20% appears			If no report in 3 months appears in	When more than one year appears in	Number of repeat terms	Notes the officers that do not have an active	If no report at 12 months appears in red	
20750	KINNULA	03/02/1967	Active(1)	10	10	11	-1	-9.09%	11	11	1		4	N	S,M,VP,SC	0		
20667	KIVIJÄRVI	03/19/1969	Cancelled(6*)	0	0	0	0	0.00%	13		11	1	None		P,S,T,M,VP SC	16		
20669	KORPILAHTI	12/11/1963	Active	18	1	1	0	0.00%	18	7	1			R	M,SC	0		
20672	KUOREVESI	12/01/1965	Active	17	0	1	-1	-5.56%	20	15	2		2	N	M,SC	0		\$899.10
20674	LAUKAA	04/10/1961	Active	25	1	1	0	0.00%	25	50	0			N		2		\$312.15
Exc Award (06/30/2023)																		
20677	LUHANKA	01/10/1972	Active	19	2	0	2	11.76%	17		1			N		5		\$208.10
20678	MÄNTTÄ	11/24/1961	Active	21	1	3	-2	-8.70%	23	22	0			N	M,SC	0		\$468.58
59338	MÄNTTÄ/ESTERI	04/10/1997	Active	24	3	2	1	4.35%	23	17	0			N	SC	1		\$156.19
Exc Award (06/30/2023)																		
46062	MÄNTTÄ/ILVES	04/01/1986	Active	19	0	1	-1	-5.00%	19	39	0			N	M,VP	0		\$496.95
20680	MUURAME	12/03/1963	Active	34	2	3	-1	-2.86%	35	21	1			N	M	2		
35303	PALOKKA	03/27/1978	Active(1)	16	0	0	0	0.00%	16		13			N	M	4		\$540.16
77313	PALOKKA/WILMA	06/23/2003	Active	10	0	0	0	0.00%	12		0			N		1		
Exc Award (06/30/2023)																		
20768	PIHTIPUDAS	03/28/1956	Active	23	1	3	-2	-8.00%	25	4	0				M,VP,SC	8		\$624.29
68874	PIHTIPUDAS/EMMIT	05/29/2003	Active	27	11	2	9	50.00%	21	1	0			N		0		\$2,202.03
20683	PYLKÖNMÄKI	06/07/1972	Active	10	0	0	0	0.00%	10		0		6	R	P,M,SC	3		\$156.73
20685	SAARIJÄRVI	10/17/1957	Cancelled(6*)	0	0	0	0	0.00%	3		0	1	None		P,S,T,M,VP SC	15		
40784	SAARIJÄRVI/KALMARI	01/31/1982	Active(1)	19	0	0	0	0.00%	19		7			N	S,M,SC	24		
20684	SAARIJÄRVI/PALVASALMI	01/23/1974	Active	20	2	3	-1	-4.76%	21	19	0				M,VP,SC	7		\$486.14
20687	SUMIAINEN	12/18/1970	Active	19	1	0	1	5.56%	18		7			N	M	7		\$522.44
20686	SUOLAHTI	02/23/1956	Active	11	0	1	-1	-8.33%	12	47	13			N	M,SC	0		\$312.15
20688	SYSMÄ	10/09/1961	Active	34	3	1	2	6.25%	32	54	1			N		2		
30279	TOIVAKKA	02/24/1975	Active	21	0	1	-1	-4.55%	22	10	2			N		5		
20691	UURAINEN	11/26/1963	Active	25	1	3	-2	-7.41%	27	41	0			N	M	0		\$156.19



# Club Health Assessment for District 107 G through May 2025

Club Number	Club Name	Charter Date	Status	Membership							Reports					Finance	LCIF
				Current Member Count	YTD Members Added	YTD Members Dropped	YTD Net Growth	YTD Net Growth%	Member Count 12 Months Ago	Avg. length of service for dropped members	Months Since Last MMR ***	Yrs. Since Last Officer Report	President Rotation	Vice President Reported ****	Months Since Last Activity Report ***	Account Balance	Donations for current Fiscal Year
			Number of times on status quo within last two years	If below 15 members appears				If net loss is greater than 20% appears			If no report in 3 months appears	When more than one year appears in	Number of repeat terms	Notes the officers that do not have an active	If no report at 12 months appears in red		
105425	VAAJAKOSKI/EWE	05/08/2009	Active	15	0	1	-1	-6.25%	16	11	1			N	M,SC	2	\$312.15
20694	VIITASAARI	12/08/1964	Active	10	0	0	0	0.00%	11		11		4		M,VP,SC	17	
96801	VIITASAARI/KAROLIINA	03/30/2006	Cancelled(6*)	0	0	0	0	0.00%	8		11	1	None		P,S,T,M,VP SC	17	
33181	VIITASAARI/PORTHAN	12/31/1976	Active	22	0	1	-1	-4.35%	23	48	1				S,T,M,VP,SC	14	
20695	VILPPULA	06/08/1971	Active	29	0	2	-2	-6.45%	31	43	1				VP,SC	0	
49544	VILPPULA/KOSKI	05/22/1989	Active	26	1	4	-3	-10.34%	28	24	2			N		11	\$156.19

Clubs Cancelled Previous Fiscal Year – Clubs Cancelled within last 12 months may be reinstated

Club Number	Club Name	Charter Date	Current Status*	Cancellation Date
20657	JOUTSA	12/18/1963	Cancelled(6*)	01/29/2024

Current Total Clubs Count	YTD New Clubs Count	YTD Cancelled Clubs Count	YTD Net Club Gain	Current Total Members Count	YTD Add	YTD Drop	YTD Net Growth	YTD Net Growth %	Member Count 12 Months Ago	Average Member Count Per Club	% of Clubs with less than 20 members	% No MMR in 3 Months	% No Officer Report in 12 Months	% of Clubs with balance 90+ days	Number of Clubs in Status Quo	% Status Quo Clubs in Financial Suspension	Number of Cancelled Clubs	Average Cancelled Club Age	Members Lost Due to Cancellation	% of Clubs Cancelled for Non-Financial Reasons
48	0	3	-3	927	57	66	-9	-0.96%	968	19	54%	27%	0%	0%	0	0%	3	67	0	100%

\* - P - Priority Club. Cancellation Reasons: 1-Objectives/conduct, 2-Non-active club, 5-Non-existing club, 6-Disbanding, 7-Merger, 8-Financial Suspension, 9-District/Multiple District Dues.

\*\* - Abbreviation: P-President, S-Secretary, T-Treasurer, M-Member Chairperson, VP-First Vice President, MC-Communications Chairperson, SC-Service Chairperson

\*\*\* - Abbreviation: N/R - Never reported using the Lions Clubs website, N/A - Not applicable, No password registered for the Lions Clubs website.

\*\*\*\* - Abbreviation: N - New, IP - Immediate Past, R - Repeat.



# Club Health Assessment for District 107 H through May 2025

			Status	Membership							Reports					Finance		LCIF
Club Number	Club Name	Charter Date		Current Member Count	YTD Members Added	YTD Members Dropped	YTD Net Growth	YTD Net Growth%	Member Count 12 Months Ago	Avg. length of service for dropped members	Months Since Last MMR ***	Yrs. Since Last Officer Report	President Rotation	Vice President Reported ****	Months Since Last Activity Report ***	Account Balance	Donations for current Fiscal Year	
			Number of times on status quo within last two years	If below 15 members appears					If net loss is greater than 20% appears		If no report in 3 months appears in	When more than one year appears in	Number of repeat terms	Notes the officers that do not have an active	If no report at 12 months appears in red			
Clubs more than two years old																		
30371	ENONKOSKI	03/06/1975	Cancelled(8*)	0	0	12	-12	-100.00%	12	16	5	1	None	P,S,T,M,VP SC	6	90+ Days		
20697	HEINÄVESI	11/26/1963	Active	18	3	2	1	5.88%	18	22	0			R	M,SC	0	\$833.03	
20698	ILOMANTSI	10/19/1956	Active	29	7	1	6	26.09%	23	12	0			N	SC	0	\$1,000.00	
20699	ILOMANTSI/BRIHAT	02/04/1971	Active	16	2	1	1	6.67%	15	40	6			N	VP,SC	0	\$1,200.00	
20700	JOENSUU	03/05/1955	Active	21	1	0	1	5.00%	22		8			N		6	\$698.58	
Exc Award (06/30/2022, 06/30/2023)																		
51348	JOENSUU/ADAM & EVA	02/19/1991	Active	19	2	0	2	11.76%	17		0			N	SC	0	\$156.07	
20702	JOENSUU/CARELIAN	02/06/1958	Active	26	0	8	-8	-23.53%	34	18	0			N	SC	7	\$312.15	
Exc Award (06/30/2018, 06/30/2023)																		
33104	JOENSUU/JOKELAISET	12/14/1976	Active	25	2	2	0	0.00%	25	20	0			N		0	\$1,220.64	
65516	JOENSUU/KANTELETAR	06/18/2002	Active	18	1	2	-1	-5.26%	21	8	0		2		M,VP,SC	2	\$833.51	
Exc Award (06/30/2021)																		
20703	JOENSUU/PIELISJOKI	11/11/1961	Active	37	4	2	2	5.71%	35	10	1			N		0	\$500.00	
Exc Award (06/30/2024)																		
20701	JOENSUU/PUUKELLO	12/02/1967	Active	19	0	0	0	0.00%	20		7			N	SC	1		
20704	JUUKA	01/15/1958	Active	22	2	0	2	10.00%	20		3			R	VP,SC	0	\$702.87	
20706	KERIMÄKI-PURUVESI	11/07/1963	Active	46	3	2	1	2.22%	45	18	0			N		0	\$1,238.57	
20708	KESÄLAHTI	08/17/1964	Active	31	0	0	0	0.00%	31		0			N	SC	0	\$334.46	
43247	KIIHTELYSVAARA	12/06/1983	Active	25	2	1	1	4.17%	24	3	0				VP,SC	7		
20707	KITEE	10/10/1956	Active	20	1	2	-1	-4.76%	21	28	3			N	M	0	\$624.77	
20709	KITEE/ILMARINEN	02/14/1967	Active	24	0	3	-3	-11.11%	28	29	0			R		0	\$987.09	
Exc Award (06/30/2024)																		
126283	KITEE/KEISARINNA	12/28/2015	Active	26	2	5	-3	-10.34%	30	8	0			N		0	\$632.39	
Exc Award (06/30/2023)																		
20710	KONTIOLAHTI	11/18/1963	Active	21	0	3	-3	-12.50%	24	22	0			N	M,SC	0		
41198	KONTIOLAHTI/HÖYTIÄINEN	04/29/1982	Active	19	0	2	-2	-9.52%	21	6	0			N	M,SC	0	\$409.63	






# Club Health Assessment for District 107 H through May 2025

			Status	Membership							Reports					Finance		LCIF
Club Number	Club Name	Charter Date		Current Member Count	YTD Members Added	YTD Members Dropped	YTD Net Growth	YTD Net Growth%	Member Count 12 Months Ago	Avg. length of service for dropped members	Months Since Last MMR ***	Yrs. Since Last Officer Report	President Rotation	Vice President Reported ****	Months Since Last Activity Report ***	Account Balance	Donations for current Fiscal Year	
			Number of times on status quo within last two years	If below 15 members appears				If net loss is greater than 20% appears			If no report in 3 months appears in	When more than one year appears in	Number of repeat terms	Notes the officers that do not have an active	If no report at 12 months appears in red			
88688	KONTIOLAHTI/URSULAT	06/28/2005	Active	22	1	0	1	4.76%	21		3			N	0		\$1,741.28	
20711	LIEKSA	03/02/1956	Active	9	0	0	0	0.00%	10		0			M,VP,SC	0		\$100.00	
20712	LIEKSA/BRAHEA	02/18/1966	Active	12	0	0	0	0.00%	12		12			VP,SC	7			
37255	LIEKSA/KORPI-JAAKKO	06/11/1979	Active	18	1	2	-1	-5.26%	19	38	3		N	SC	3		\$1,093.35	
32543	NURMES/PIELINEN	06/20/1976	Active	14	1	1	0	0.00%	14	31	7		N		0			
	Exc Award (06/30/2023)																	
20714	OUTOKUMPU	03/16/1961	Active	20	0	1	-1	-4.76%	21	12	0		2	VP,SC	0		\$366.19	
38335	OUTOKUMPU/KUPARI	04/29/1980	Active	23	0	1	-1	-4.17%	24	9	5		R	SC	0		\$595.13	
	Exc Award (06/30/2023)																	
20716	PARIKKALA	12/03/1962	Active	35	4	2	2	6.06%	29	12	1		3	N	SC	0	\$312.15	
	Exc Award (06/30/2018)																	
39289	PARIKKALA/SIIKALAHTI	01/20/1981	Active	34	1	2	-1	-2.86%	35	19	0		IP	M,SC	0			
	Exc Award (06/30/2018, 06/30/2020)																	
20718	PUNKAHARJU	11/02/1966	Active	30	1	0	1	3.45%	29		0		N	SC	0		\$312.39	
	Exc Award (06/30/2018, 06/30/2023, 06/30/2024)																	
20720	RÄÄKKYLÄ	12/20/1963	Active	31	2	4	-2	-6.06%	33	11	6		N		0		\$324.10	
20721	RANTASALMI	03/25/1962	Active	29	1	0	1	3.57%	28		1		N	SC	0		\$312.39	
	Exc Award (06/30/2018)																	
39191	SAARI	12/31/1980	Cancelled(6*)	0	0	0	0	0.00%	0		11	1	None	P,S,T,M,VP SC	13			
20723	SAVONLINNA	11/10/1955	Active	30	1	3	-2	-6.25%	32	10	0			M,VP	6		\$104.13	
36823	SAVONLINNA/EERIKKI	03/27/1979	Active	19	3	0	3	18.75%	16		0		N	M,SC	6		\$624.77	
57716	SAVONLINNA/LINNATAR	01/03/1996	Active	20	4	0	4	25.00%	17		0		2	N	0		\$362.39	
	Exc Award (06/30/2018, 06/30/2021, 06/30/2024)																	
20724	SAVONLINNA/SÄÄMINKI	10/28/1964	Active	25	1	1	0	0.00%	26	10	1		N		0		\$1,100.96	
	Exc Award (06/30/2018, 06/30/2024)																	
20726	SAVONRANTA	04/01/1967	Active	30	2	2	0	0.00%	30	5	0			VP	0		\$284.23	
20730	TOHMAJÄRVI	11/06/1957	Active	35	4	2	2	6.06%	33	29	0			M,VP,SC	2			





Club Health Assessment for District 107 H through May 2025



			Status		Membership						Reports					Finance		LCIF		
Club Number	Club Name	Charter Date			Current Member Count	YTD Members Added	YTD Members Dropped	YTD Net Growth	YTD Net Growth%	Member Count 12 Months Ago	Avg. length of service for dropped members	Months Since Last MMR ***	Yrs. Since Last Officer Report	President Rotation	Vice President Reported ****	Months Since Last Activity Report ***	Account Balance	Donations for current Fiscal Year		
			Number of times on status quo within last two years		If below 15 members appears				If net loss is greater than 20% appears			If no report in 3 months appears in	When more than one year appears in	Number of repeat terms		Notes the officers that do not have an active	If no report at 12 months appears in red			
20732	TUUPOVAARA	04/03/1964	Active		24	2	0	2	9.09%	22		0			N SC	0			\$1,200.00	
Exc Award (06/30/2017)																				
20733	VALTIMO	03/20/1964	Active		27	1	0	1	3.85%	26		6			N	0				
Current Total Clubs Count	YTD New Clubs Count	YTD Cancelled Clubs Count	YTD Net Club Gain	Current Total Members Count	YTD Add	YTD Drop	YTD Net Growth	YTD Net Growth %	Member Count 12 Months Ago	Average Member Count Per Club	% of Clubs with less than 20 members	% No MMR in 3 Months	% No Officer Report in 12 Months	% of Clubs with balance 90+ days	Number of Clubs in Status Quo	% Status Quo Clubs in Financial Suspension	Number of Cancelled Clubs	Average Cancelled Club Age	Members Lost Due to Cancellation	% of Clubs Cancelled for Non-Financial Reasons
39	0	2	-2	949	62	69	-7	-0.73%	963	24	28%	31%	0%	0%	0	0%	2	47	12	50%

\* - P - Priority Club. Cancellation Reasons: 1-Objectives/conduct, 2-Non-active club, 5-Non-existing club, 6-Disbanding, 7-Merger, 8-Financial Suspension, 9-District/Multiple District Dues.  
\*\* - Abbreviation: P-President, S-Secretary, T-Treasurer, M-Member Chairperson, VP-First Vice President, MC-Communications Chairperson, SC-Service Chairperson  
\*\*\* - Abbreviation: N/R - Never reported using the Lions Clubs website, N/A - Not applicable, No password registered for the Lions Clubs website.  
\*\*\*\* - Abbreviation: N - New, IP - Immediate Past, R - Repeat.



# Club Health Assessment for District 107 I through May 2025

Club Number	Club Name	Charter Date	Status	Membership							Reports					Finance	LCIF
				Current Member Count	YTD Members Added	YTD Members Dropped	YTD Net Growth	YTD Net Growth%	Member Count 12 Months Ago	Avg. length of service of dropped members	Months Since Last MMR ***	Yrs. Since Last Officer Report	President Rotation	Vice President Reported ****	Months Since Last Activity Report ***	Account Balance	Donations for current Fiscal Year
			Number of times on status quo within last two years	If below 15 members appears				If net loss is greater than 20% appears			If no report in 3 months appears	When more than one year appears in	Number of repeat terms	Notes the officers that do not have an active	If no report at 12 months appears in red		
<b>Clubs more than two years old</b>																	
20738	HAUKIPUDAS	03/07/1965	Active	17	0	1	-1	-5.56%	18	17	8		None	P,VP,SC	24+		\$324.10
20737	HAUKIPUDAS/KELLO	06/18/1973	Active	14	0	2	-2	-12.50%	16	32	3			IP	24+		\$324.10
20740	HYRYNSALMI	06/01/1965	Active	7	0	0	0	0.00%	7		1		9	M,VP,SC	24+		
20741	II	12/04/1961	Active	30	0	1	-1	-3.23%	32	39	1			N SC	8		
36824	JÄÄLI	03/27/1979	Active	25	1	4	-3	-10.71%	28	15	1			N SC	0		\$468.22
20743	KAJAANI/LINNA	05/05/1965	Active	17	0	0	0	0.00%	17		0		6	N	0	90+ Days	
125886	KEMPELE/AURORA	10/26/2015	Active	32	4	0	4	14.29%	28		1			N	0		
42684	KEMPELE/SAMPOLA	05/23/1983	Active	25	1	2	-1	-3.85%	26	22	0			N	0		
20749	KIIMINKI	05/09/1967	Active	11	1	1	0	0.00%	12	7	0			N	1		
Exc Award (06/30/2019)																	
110845	KUHMO/HELENAT	04/14/2011	Active	19	5	4	1	5.56%	17	5	0			N SC	0		\$313.46
28057	KUHMO/KUHMONIEMI	02/28/1974	Active	34	1	4	-3	-8.11%	39	8	0		None	P,S,T,M,VP SC VP	2		
105134	LIMINKA/KULTASIRKUT	04/07/2009	Active	20	2	1	1	5.26%	19	4	0				0		
Exc Award (06/30/2018, 06/30/2024)																	
20753	LIMINKA/LAKEUS	01/23/1963	Active	22	0	1	-1	-4.35%	23	6	5			VP	24+		\$201.00
42437	LIMINKA/LIMINGANLAHTI	03/01/1983	Active	29	2	1	1	3.57%	28	29	5			N SC	6		
20755	MUHOS	04/08/1956	Active	19	5	2	3	18.75%	16	33	0		3	R	0		
20758	OULU	11/20/1954	Active	21	0	0	0	0.00%	21		5			N SC	2		
31667	OULU/AVAIN	02/04/1976	Active	17	0	1	-1	-5.56%	18	55	5			S,VP	24+		\$397.26
65452	OULU/HANNAT	06/05/2002	Active	17	0	1	-1	-5.56%	18	16	0			N SC	13		
Exc Award (06/30/2022)																	
127995	OULU/KUIVASJÄRVI	06/17/2016	Active	15	0	0	0	0.00%	15		5			VP,SC	15		
Exc Award (06/30/2023)																	
47116	OULU/MAIKKULA	03/31/1987	Active	12	0	0	0	0.00%	12		0			N SC	0		\$540.16
38669	OULU/MYLLYOJA-HIUKKAVAA RA	06/27/1980	Active	21	3	0	3	16.67%	18		3			N	5		\$162.05



# Club Health Assessment for District 107 I through May 2025

			Status	Membership							Reports					Finance		LCIF
Club Number	Club Name	Charter Date		Current Member Count	YTD Members Added	YTD Members Dropped	YTD Net Growth	YTD Net Growth%	Member Count 12 Months Ago	Avg. length of service for dropped members	Months Since Last MMR ***	Yrs. Since Last Officer Report	President Rotation	Vice President Reported ****	Months Since Last Activity Report ***	Account Balance	Donations for current Fiscal Year	
			Number of times on status quo within last two years	If below 15 members appears				If net loss is greater than 20% appears			If no report in 3 months appears in	When more than one year appears in	Number of repeat terms	Notes the officers that do not have an active	If no report at 12 months appears in red			
Exc Award (06/30/2019)																		
33182	OULU/OULUJOKI	12/31/1976	Active	24	0	1	-1	-4.00%	25	55	5			N	SC	0		
44064	OULU/PATENIEMI	06/20/1984	Active	17	3	1	2	13.33%	15	9	0			N	SC	6	\$266.19	
20762	OULU/RAATTI	03/24/1965	Active	21	1	4	-3	-12.50%	24	5	0			N	T	4	\$430.00	
55894	OULU/SARAT	06/24/1994	Active	13	1	0	1	8.33%	12		7		3	R	SC	5		
20763	OULU/SILLAT	11/28/1962	Active	15	0	1	-1	-6.25%	16	4	0		4	R	SC	24+	\$324.10	
Exc Award (06/30/2018)																		
34671	OULU/TERWA	11/29/1977	Active	23	0	1	-1	-4.17%	24	35	1			N		14	\$156.73	
Exc Award (06/30/2023)																		
120320	OULUNSALO/SALOTTARET	09/11/2013	Active	12	0	2	-2	-14.29%	14	9	1			N	M,SC	15		
135258	Oulu-Uleåborg	06/20/2018	Active	15	2	1	1	7.14%	14	18	0				VP,SC	0	\$162.05	
20766	PALTAMO	09/17/1968	Active	13	0	1	-1	-7.14%	14	56	0			N	SC	20	\$708.58	
38177	PATTIJOKI	03/31/1980	Active	18	0	1	-1	-5.26%	19	45	1			N	M,SC	23		
20769	PULKKILA/PIIPPOLA	04/12/1965	Active	6	0	0	0	0.00%	6		13		7	R		5		
20770	PUOLANKA	05/24/1971	Active	15	2	3	-1	-6.25%	16	9	0				VP,SC	1		
20773	RAAHE/KREIVI	03/20/1973	Active	24	3	3	0	0.00%	24	11	1			N	SC	1	\$474.44	
20764	RUUKKI	05/03/1965	Active	20	1	0	1	5.26%	19		0				VP,SC	24+	\$1,000.00	
39365	SIKAJOKI	01/30/1981	Active	14	0	0	0	0.00%	14		1		2	R		0		
20777	SOTKAMO	01/08/1965	Active(1)	17	1	1	0	0.00%	17	10	5				VP	0		
121182	SOTKAMO/SAPSOTTARET	01/22/2014	Active	11	0	2	-2	-15.38%	13	4	0			N		5		
20778	SOTKAMO/VUOKATTI	06/30/1972	Cancelled(6*)	0	0	0	0	0.00%	18		11		None		P,S,T,M,VP SC	24+		
20779	SUOMUSSALMI	10/26/1964	Active	21	1	2	-1	-4.55%	22	43	1			N		3	\$200.00	
20781	TYRNÄVÄ	02/26/1968	Active	24	0	0	0	0.00%	24		7			R		0	\$936.44	
20782	UTAJÄRVI	04/02/1965	Active	16	2	1	1	6.67%	15	22	0			N	SC	0		
20783	VAALA	02/02/1965	Active	30	2	2	0	0.00%	30	3	0		None		P,VP,SC	0	\$2,324.10	
20785	VIHANTI	03/25/1965	Active	15	0	0	0	0.00%	15		0			N	T,SC	1		



# Club Health Assessment for District 107 I through May 2025

Club Number	Club Name	Charter Date	Status	Membership							Reports					Finance	LCIF
				Current Member Count	YTD Members Added	YTD Members Dropped	YTD Net Growth	YTD Net Growth%	Member Count 12 Months Ago	Avg. length of service for dropped members	Months Since Last MMR ***	Yrs. Since Last Officer Report	President Rotation	Vice President Reported ****	Months Since Last Activity Report ***	Account Balance	Donations for current Fiscal Year
			Number of times on status quo within last two years	If below 15 members appears				If net loss is greater than 20% appears			If no report in 3 months appears	When more than one year appears in	Number of repeat terms	Notes the officers that do not have an active	If no report at 12 months appears in red		
20787	YLIKIIMINKI	11/26/1969	Active	20	1	2	-1	-4.76%	21	48	4		2	R M,SC	24+		

Clubs Cancelled Previous Fiscal Year – Clubs Cancelled within last 12 months may be reinstated

Club Number	Club Name	Charter Date	Current Status*	Cancellation Date
20765	OULUNSALO	01/27/1972	Cancelled(6*)	07/29/2023
32105	PYHÄJOKI	04/20/1976	Cancelled(6*)	05/29/2024
20772	RAAHE	05/28/1957	Cancelled(6*)	07/29/2023

Current Total Clubs Count	YTD New Clubs Count	YTD Cancelled Clubs Count	YTD Net Club Gain	Current Total Members Count	YTD Add	YTD Drop	YTD Net Growth	YTD Net Growth %	Member Count 12 Months Ago	Average Member Count Per Club	% of Clubs with less than 20 members	% No MMR in 3 Months	% No Officer Report in 12 Months	% of Clubs with balance 90+ days	Number of Clubs in Status Quo	% Status Quo Clubs in Financial Suspension	Number of Cancelled Clubs	Average Cancelled Club Age	Members Lost Due to Cancellation	% of Clubs Cancelled for Non-Financial Reasons
44	0	1	-1	828	45	55	-10	-1.19%	859	19	57%	32%	0%	2%	0	0%	1	218	0	100%

\* - P - Priority Club. Cancellation Reasons: 1-Objectives/conduct, 2-Non-active club, 5-Non-existing club, 6-Disbanding, 7-Merger, 8-Financial Suspension, 9-District/Multiple District Dues.


\*\* - Abbreviation: P-President, S-Secretary, T-Treasurer, M-Member Chairperson, VP-First Vice President, MC-Communications Chairperson, SC-Service Chairperson

\*\*\* - Abbreviation: N/R - Never reported using the Lions Clubs website, N/A - Not applicable, No password registered for the Lions Clubs website.

\*\*\*\* - Abbreviation: N - New, IP - Immediate Past, R - Repeat.



# Club Health Assessment for District 107 K through May 2025

			Status	Membership							Reports					Finance	LCIF
Club Number	Club Name	Charter Date		Current Member Count	YTD Members Added	YTD Members Dropped	YTD Net Growth	YTD Net Growth%	Member Count 12 Months Ago	Avg. length of service for dropped members	Months Since Last MMR ***	Yrs. Since Last Officer Report	President Rotation	Vice President Reported ****	Months Since Last Activity Report ***	Account Balance	Donations for current Fiscal Year
			Number of times on status quo within last two years	If below 15 members appears			If net loss is greater than 20% appears				If no report in 3 months appears in	When more than one year appears in	Number of repeat terms	Notes the officers that do not have an active	If no report at 12 months appears in red		
Clubs more than two years old																	
20790	IISALMI	10/27/1956	Active	26	5	0	5	23.81%	21		3		3	T,M,VP,SC	1		\$162.05
33105	IISALMI/KOLJONVIRTA	12/13/1976	Active	25	1	3	-2	-7.41%	27	4	4			VP	0		
20791	IISALMI/POROVESI	11/22/1966	Active	27	2	0	2	8.00%	25		4			N	0		\$313.46
59172	IISALMI/YLÄSAVOTTARET	02/25/1997	Active	23	3	4	-1	-4.17%	24	6	0			N	0		\$312.39
20705	KAIVI	12/08/1963	Active	21	0	1	-1	-4.55%	22	2	1		3	R SC	14		
20795	KANGASNIEMI	12/15/1963	Active	22	2	0	2	10.00%	20		0			N M,SC	0		
20798	KEITELE	05/22/1969	Active	34	0	2	-2	-5.56%	36	3	0			N T,SC	24+		
20799	KIURUVESI	03/02/1957	Active	36	0	0	0	0.00%	36		1			IP M,SC	13		
121158	KIURUVESI/HELMIINA	01/16/2014	Active	31	2	2	0	0.00%	31	11	0			R SC	0		\$156.07
20800	KIURUVESI/NIVA	02/23/1969	Active	22	0	4	-4	-15.38%	26	21	0			M,VP,SC	0		\$469.41
20803	KUOPIO	05/31/1955	Active	21	0	2	-2	-8.70%	23	11	0			VP,SC	0		
54473	KUOPIO/CANTH	05/17/1993	Active	16	3	0	3	23.08%	14		0			IP M	1		\$212.05
40028	KUOPIO/KALAKUKKO	06/10/1981	Active	18	0	1	-1	-5.26%	19	44	3			N SC	15		
20805	KUOPIO/KALLAVESI	01/31/1957	Active(1)	16	0	1	-1	-5.88%	17	11	7		2	M,VP,SC	0		\$312.39
20802	KUOPIO/PÄIVÄRANTA	10/30/1972	Active	32	1	0	1	3.23%	31		1			VP,SC	0		\$626.93
33233	LAPINLAHTI/VIERTÄJÄT	01/18/1977	Active	18	0	2	-2	-10.00%	21	43	4		2	VP,SC	0		
20808	LEPPÄVIRTA	11/22/1962	Active	36	4	5	-1	-2.70%	38	37	0			R	0		
20810	MAANINKA	04/19/1963	Active	5	0	1	-1	-16.67%	6	27	0		8	R M,VP,SC	5		
20812	NILSIÄ	10/07/1958	Active	17	0	3	-3	-15.00%	20	14	1		2	N SC	4		\$156.07
20813	NILSIÄ/SYVÄRINSEUTU	05/02/1969	Active	28	0	1	-1	-3.45%	29	14	0			N	0		\$2,254.34
Exc Award (06/30/2024)																	
20817	PIEKSÄMÄKI/KESKUS	01/14/1971	Cancelled(6*)	0	1	21	-20	-100.00%	20	33	4		None	P,S,T,M,VP SC	17		\$334.52
20815	PIEKSÄMÄKI/MLK	10/23/1965	Active	23	2	2	0	0.00%	23	40	0		2	M,VP,SC	0		\$312.39
88481	PIEKSÄMÄKI/PIEKSÄTTÄRET	05/31/2005	Active	17	1	1	0	0.00%	17	8	7		3	N	1		\$312.15



# Club Health Assessment for District 107 K through May 2025

			Status	Membership							Reports					Finance		LCIF
Club Number	Club Name	Charter Date		Current Member Count	YTD Members Added	YTD Members Dropped	YTD Net Growth	YTD Net Growth%	Member Count 12 Months Ago	Avg. length of service for dropped members	Months Since Last MMR ***	Yrs. Since Last Officer Report	President Rotation	Vice President Reported ****	Months Since Last Activity Report ***	Account Balance	Donations for current Fiscal Year	
			Number of times on status quo within last two years	If below 15 members appears					If net loss is greater than 20% appears			If no report in 3 months appears in	When more than one year appears in	Number of repeat terms	Notes the officers that do not have an active	If no report at 12 months appears in red		
Exc Award (06/30/2023)																		
39192	PIELAVESI/LEPIKKO	12/15/1980	Active	26	0	2	-2	-7.14%	28	9	0				M,VP,SC	3		
20818	RAUTALAMPI	11/12/1961	Active	30	0	1	-1	-3.23%	31	1	1			R	M,SC	0	\$522.44	
42564	RAUTALAMPI/MALVI	04/19/1983	Active	31	0	0	0	0.00%	31		1			N	M	1	\$1,536.34	
20821	SIILINJÄRVI	11/12/1963	Active	17	0	2	-2	-10.53%	19	31	1				VP,SC	24+		
20820	SIILINJÄRVI/SANDELS	12/13/1968	Active	29	1	1	0	0.00%	30	0	1			N		0	\$636.49	
Exc Award (06/30/2018)																		
60344	SIILINJÄRVI/TARINA	02/04/1998	Active	25	1	0	1	4.17%	24		0			N		0	90+ Days	
Exc Award (06/30/2018)																		
20823	SONKAJÄRVI	05/28/1963	Active	17	2	4	-2	-10.53%	19	34	4			N	M	6	\$156.19	
20824	SUONENJOKI	11/12/1960	Active	23	0	0	0	0.00%	23		0			N	M,SC	14		
20825	SUONENJOKI/SOITTU	12/09/1968	Active	27	1	1	0	0.00%	27	56	0			N		5	\$624.77	
20826	TERVO	10/21/1963	Active	19	0	1	-1	-5.00%	20	3	8			N	M,SC	17		
20731	TUUSNIEMI	02/27/1964	Active	31	2	1	1	3.33%	30	35	1		2	R	SC	0	\$587.15	
61872	VARKAUS/JUSTIINA	05/05/1999	Active	17	4	2	2	13.33%	15	9	0			N	SC	0	\$313.46	
20828	VARKAUS/KOSKENNIEMI	01/22/1962	Active	22	1	2	-1	-4.35%	23	3	0			R	SC	0	\$324.10	
Exc Award (06/30/2023)																		
20830	VARPAISJÄRVI	12/19/1962	Active	29	0	1	-1	-3.33%	30	21	3		2	N		17		
20834	VIRTASALMI	02/25/1964	Active	22	3	1	2	10.00%	20	61	1			N	M	1	\$2,657.77	

Clubs Cancelled Previous Fiscal Year – Clubs Cancelled within last 12 months may be reinstated

Club Number	Club Name	Charter Date	Current Status*	Cancellation Date
46191	KUOPIO/SNELLMAN	05/12/1986	Cancelled(6*)	07/29/2023
42438	VARPAISJÄRVI/SUSJ	03/30/1983	Cancelled(6*)	04/29/2024



# Club Health Assessment for District 107 K through May 2025

Club Number			Club Name			Charter Date			Status					Membership					Reports					Finance		LCIF
									Current Member Count	YTD Members Added	YTD Members Dropped	YTD Net Growth	YTD Net Growth%	Member Count 12 Months Ago	Avg. length of service for dropped members	Months Since Last MMR ***	Yrs. Since Last Officer Report	President Rotation	Vice President Reported ****	Months Since Last Activity Report ***	Account Balance	Donations for current Fiscal Year				
									Number of times on status quo within last two years	If below 15 members appears			If net loss is greater than 20% appears			If no report in 3 months appears in		When more than one year appears in	Number of repeat terms	Notes the officers that do not have an active		If no report at 12 months appears in red				
Current Total Clubs Count	YTD New Clubs Count	YTD Cancelled Clubs Count	YTD Net Club Gain	Current Total Members Count	YTD Add	YTD Drop	YTD Net Growth	YTD Net Growth %	Member Count 12 Months Ago	Average Member Count Per Club	% of Clubs with less than 20 members	% No MMR in 3 Months	% No Officer Report in 12 Months	% of Clubs with balance 90+ days	Number of Clubs in Status Quo	% Status Quo Clubs in Financial Suspension	Number of Cancelled Clubs	Average Cancelled Club Age	Members Lost Due to Cancellation	% of Clubs Cancelled for Non-Financial Reasons						
37	0	1	-1	879	42	75	-33	-3.62%	916	24	30%	27%	0%	3%	0	0%	1	132	21	100%						

\* - P - Priority Club. Cancellation Reasons: 1-Objectives/conduct, 2-Non-active club, 5-Non-existing club, 6-Disbanding, 7-Merger, 8-Financial Suspension, 9-District/Multiple District Dues.

\*\* - Abbreviation: P-President, S-Secretary, T-Treasurer, M-Member Chairperson, VP-First Vice President, MC-Communications Chairperson, SC-Service Chairperson

\*\*\* - Abbreviation: N/R - Never reported using the Lions Clubs website, N/A - Not applicable, No password registered for the Lions Clubs website.

\*\*\*\* - Abbreviation: N - New, IP - Immediate Past, R - Repeat.




# Club Health Assessment for District 107 L through May 2025

			Status	Membership							Reports					Finance		LCIF
Club Number	Club Name	Charter Date		Current Member Count	YTD Members Added	YTD Members Dropped	YTD Net Growth	YTD Net Growth%	Member Count 12 Months Ago	Avg. length of service for dropped members	Months Since Last MMR ***	Yrs. Since Last Officer Report	President Rotation	Vice President Reported ****	Months Since Last Activity Report ***	Account Balance	Donations for current Fiscal Year	
			Number of times on status quo within last two years	If below 15 members appears				If net loss is greater than 20% appears			If no report in 3 months appears in	When more than one year appears in	Number of repeat terms	Notes the officers that do not have an active	If no report at 12 months appears in red			
Clubs less than two years old																		
180708	Kolari/Ylläs	04/24/2025	Newly Chartered	20	20	0	20	100.00%	0		1			N	M,SC	0		
Clubs more than two years old																		
20835	AANAAR-INARI	05/07/1965	Active	13	2	3	-1	-7.14%	14	29	1			N	M,SC	0	\$156.07	
20836	ENONTEKIÖ	02/26/1973	Active	13	2	3	-1	-7.14%	14	8	3			R	SC	0		
20837	IVALO	04/07/1956	Active	26	4	2	2	8.33%	24	50	3			N	M,SC	10		
20840	KEMI	01/14/1955	Active	14	0	1	-1	-6.67%	15	15	1				VP,SC	0	\$50.00	
84945	KEMI/MERENHELMET	03/03/2005	Active	9	1	3	-2	-18.18%	11	16	0			N	SC	0	\$1,821.37	
20842	KEMIJÄRVI	05/20/1959	Active	17	0	1	-1	-5.56%	18	22	0			N		1		
20843	KEMINMAA	11/19/1958	Active	38	0	2	-2	-5.00%	40	13	2			R		0	\$1,082.39	
Exc Award (06/30/2021)																		
60822	KEMINMAA/NEIDONKENKÄ	05/29/1998	Active	20	1	0	1	5.26%	19		5			N	M,VP,SC	0		
Exc Award (06/30/2023)																		
20844	KITTILÄ	05/26/1961	Active	29	0	0	0	0.00%	29		12			N	SC	4		
20846	KUUSAMO	10/01/1960	Active	22	3	3	0	0.00%	23	25	0			N		0	\$412.15	
57612	KUUSAMO/POHJANAKAT	12/18/1995	Active	16	1	0	1	6.67%	15		1		2	R		19		
20847	KUUSAMO/RUKA	11/20/1970	Cancelled(6*)	0	0	13	-13	-100.00%	13	21	0		None		P,S,T,M,VP SC	0		
20848	MUONIO	04/07/1965	Active	21	2	3	-1	-4.55%	22	6	0		3	R	SC	3		
20850	PELLO	03/18/1957	Active	34	3	3	0	0.00%	34	19	0		None	N	P	0		
Exc Award (06/30/2017, 06/30/2018, 06/30/20)																		
20851	POSIO	02/27/1963	Active	20	0	2	-2	-9.09%	23	19	6		4	R	M	0	\$128.03	
Exc Award (06/30/2017)																		
20852	PUDASJÄRVI	03/23/1965	Active	19	0	2	-2	-9.52%	20	3	0			N	M,SC	3	\$614.84	
Exc Award (06/30/2023)																		
84812	PUDASJÄRVI/HILIMAT	02/07/2005	Active	22	1	7	-6	-21.43%	28	6	0		None	N	P,M	0	\$324.10	
Exc Award (06/30/2017, 06/30/2018, 06/30/20)																		





# Club Health Assessment for District 107 L through May 2025

			Status	Membership						Reports				Finance	LCIF		
Club Number	Club Name	Charter Date		Current Member Count	YTD Members Added	YTD Members Dropped	YTD Net Growth	YTD Net Growth%	Member Count 12 Months Ago	Avg. length of service for dropped members	Months Since Last MMR ***	Yrs. Since Last Officer Report	President Rotation	Vice President Reported ****	Months Since Last Activity Report ***	Account Balance	Donations for current Fiscal Year
			Number of times on status quo within last two years	If below 15 members appears				If net loss is greater than 20% appears			If no report in 3 months appears in	When more than one year appears in	Number of repeat terms	Notes the officers that do not have an active	If no report at 12 months appears in red		
20853	RANUA	02/25/1965	Active	34	0	0	0	0.00%	34		0		7	M,VP	5		
20856	ROVANIEMI	03/16/1954	Active	21	2	1	1	5.00%	20	3	1			N	1		\$522.44
	Exc Award (06/30/2024)																
20855	ROVANIEMI/ALAKEMIJOKI	05/02/1965	Active(1)	0	0	11	-11	-100.00%	11	31	0		None	P,S,T,M,VP SC	7		
20854	ROVANIEMI/LAINAS	04/23/1968	Active	23	0	1	-1	-4.17%	24	6	0			N	0		\$1,000.00
	Exc Award (06/30/2016)																
30373	ROVANIEMI/NAPAPIIRI	03/06/1975	Active	25	2	0	2	8.70%	23		0			N	0		\$2,043.21
42820	ROVANIEMI/OUNASJOKI	06/14/1983	Active	13	2	2	0	0.00%	16	2	3			N	0		
20857	ROVANIEMI/OUNASVAARA	04/21/1959	Active	36	1	1	0	0.00%	36	12	0			N	0		\$432.15
	Exc Award (06/30/2019, 06/30/2021)																
57383	ROVANIEMI/PETRONELLA	09/27/1995	Active	37	3	0	3	8.82%	34		2			N	0		\$463.46
	Exc Award (06/30/2018, 06/30/2019)																
33274	ROVANIEMI/PÖYLIÖ	01/31/1977	Active	18	0	1	-1	-5.26%	19	11	0			N	0		\$110.00
123683	ROVANIEMI/RONJAT	12/02/2014	Active	38	3	1	2	5.56%	36	19	0			N	1		\$220.00
	Exc Award (06/30/2023, 06/30/2024)																
20860	SIMO	04/05/1965	Active	15	1	0	1	7.14%	14		3		2	M,VP,SC	4		\$324.10
20861	SODANKYLÄ	05/06/1960	Active	33	1	1	0	0.00%	34	10	10			R	6		
	Exc Award (06/30/2024)																
20864	TERVOLA	01/02/1967	Active	19	1	0	1	5.56%	18		4			N	0		
	Exc Award (06/30/2021, 06/30/2023)																
59657	TORNIO/MAMSELLI	06/16/1997	Active	24	3	1	2	9.09%	22	2	2			N	12		
33106	TORNIO/PUDAS	12/08/1976	Active	19	2	1	1	5.56%	20	1	5			N	19		
20866	TORNIO/RAJA	12/04/1967	Active	32	2	0	2	6.67%	30		7		None	N	1		
20867	YLITORNIO	11/08/1956	Active	48	0	1	-1	-2.04%	51	38	8		2	R	2		

Clubs Cancelled Previous Fiscal Year – Clubs Cancelled within last 12 months may be reinstated

Club Number	Club Name	Charter Date	Current Status*	Cancellation Date
-------------	-----------	--------------	-----------------	-------------------



# Club Health Assessment for District 107 L through May 2025

Club NumberClub NameCharter Date			Status		Membership								Reports					Finance		LCIF
					Current Member Count	YTD Members Added	YTD Members Dropped	YTD Net Growth	YTD Net Growth%	Member Count 12 Months Ago	Avg. length of service for dropped members	Months Since Last MMR ***	Yrs. Since Last Officer Report	President Rotation	Vice President Reported ****	Months Since Last Activity Report ***	Account Balance	Donations for current Fiscal Year		
			Number of times on status quo within last two years	If below 15 members appears				If net loss is greater than 20% appears				If no report in 3 months appears in	When more than one year appears in	Number of repeat terms	Notes the officers that do not have an active	If no report at 12 months appears in				
52134 KUUSAMO/KITKA11/04/1991			Cancelled(6*)	06/29/2024																
20849 PELKOSENNIEMI11/27/1964			Cancelled(8*)	06/29/2024																
Current Total Clubs Count	YTD New Clubs Count	YTD Cancelled Clubs Count	YTD Net Club Gain	Current Total Members Count	YTD Add	YTD Drop	YTD Net Growth	YTD Net Growth %	Member Count 12 Months Ago	Average Member Count Per Club	% of Clubs with less than 20 members	% No MMR in 3 Months	% No Officer Report in 12 Months	% of Clubs with balance 90+ days	Number of Clubs in Status Quo	% Status Quo Clubs in Financial Suspension	Number of Cancelled Clubs	Average Cancelled Club Age	Members Lost Due to Cancellation	% of Clubs Cancelled for Non-Financial Reasons
34	1	1	0	788	63	70	-7	-0.88%	804	23	38%	35%	0%	0%	0	0%	1	147	13	0%

\* - P - Priority Club. Cancellation Reasons: 1-Objectives/conduct, 2-Non-active club, 5-Non-existing club, 6-Disbanding, 7-Merger, 8-Financial Suspension, 9-District/Multiple District Dues.

\*\* - Abbreviation: P-President, S-Secretary, T-Treasurer, M-Member Chairperson, VP-First Vice President, MC-Communications Chairperson, SC-Service Chairperson

\*\*\* - Abbreviation: N/R - Never reported using the Lions Clubs website, N/A - Not applicable, No password registered for the Lions Clubs website.

\*\*\*\* - Abbreviation: N - New, IP - Immediate Past, R - Repeat.



# Club Health Assessment for District 107 M through May 2025

Club Number	Club Name	Charter Date	Status	Membership							Reports					Finance	LCIF
				Current Member Count	YTD Members Added	YTD Members Dropped	YTD Net Growth	YTD Net Growth%	Member Count 12 Months Ago	Avg. length of service for members	Months Since Last MMR ***	Yrs. Since Last Officer Report	President Rotation	Vice President Reported ****	Months Since Last Activity Report ***	Account Balance	Donations for current Fiscal Year
			Number of times on status quo within last two years	If below 15 members appears				If net loss is greater than 20% appears			If no report in 3 months appears	When more than one year appears in	Number of repeat terms	Notes the officers that do not have an active	If no report at 12 months appears in red		
<b>Clubs more than two years old</b>																	
20868	ALASTARO	11/25/1964	Active	28	2	3	-1	-3.45%	29	29	1			N	SC	8	\$146.83
20869	EURA	09/13/1956	Active	10	2	1	1	11.11%	9	0	0		2	R	M,VP,SC	0	\$45.57
20870	EURA/PYHÄJÄRVI	04/23/1970	Active	16	0	0	0	0.00%	16		13		2		T,M,VP,SC	23	\$81.01
20871	EURAJOKI	12/08/1964	Active	19	0	1	-1	-5.00%	20	5	0			N	M,SC	13	\$881.63
20873	HARJAVALTA	04/11/1960	Active	16	1	1	0	0.00%	16	28	2				M,VP,SC	0	\$289.11
20872	HARJAVALTA/HUOVI	10/07/1969	Active	21	1	0	1	5.00%	20		3			N	M,SC	5	\$571.46
20874	HONKAJOKI	11/26/1962	Active	22	0	0	0	0.00%	22		16		3	R	M,SC	4	\$111.39
20875	HONKILAHTI	02/24/1964	Active	16	0	3	-3	-15.79%	19	30	0				S,M,VP	5	\$96.20
20876	HUITTINEN	01/10/1972	Active	43	2	2	0	0.00%	43	9	0			N		1	\$217.71
Exc Award (06/30/2017, 06/30/2019)																	
127735	HUITTINEN/DORIS	06/06/2016	Active	24	3	2	1	4.35%	23	4	0			N		0	\$272.52
Exc Award (06/30/2017, 06/30/2018, 06/30/2019)																	
93227	HUITTINEN/GERDA	01/03/2006	Active	22	2	2	0	0.00%	23	3	0			N	SC	0	\$111.39
Exc Award (06/30/2017, 06/30/2018, 06/30/2019)																	
82908	JOKILAAKSO	06/28/2004	Active	21	0	1	-1	-4.55%	22	21	0				VP	8	\$111.39
Exc Award (06/30/2017)																	
20878	KANKAANPÄÄ	10/19/1956	Active	34	2	2	0	0.00%	34	13	0			N		0	\$372.14
Exc Award (06/30/2018, 06/30/2024)																	
97199	KANKAANPÄÄ/HELMI	05/30/2006	Active	16	2	2	0	0.00%	18	19	0			N	M,SC	0	\$86.07
Exc Award (06/30/2018)																	
20879	KANKAANPÄÄ/KESKUSTA	12/15/1961	Active	29	1	1	0	0.00%	29	37	2			N		0	\$146.83
Exc Award (06/30/2024)																	
45919	KANKAANPÄÄ/KUNINKAANLÄHDE	03/26/1986	Active	21	1	0	1	5.00%	21		0			N		0	\$2,235.90
20880	KARVIA	04/03/1964	Active	26	1	2	-1	-3.70%	27	40	2			N	SC	0	\$126.58
Exc Award (06/30/2017)																	
20881	KAUVATSA	05/03/1960	Active	13	1	1	0	0.00%	13	41	0			N		13	\$65.82



# Club Health Assessment for District 107 M through May 2025

			Status	Membership							Reports					Finance	LCIF
Club Number	Club Name	Charter Date		Current Member Count	YTD Members Added	YTD Members Dropped	YTD Net Growth	YTD Net Growth%	Member Count 12 Months Ago	Avg. length of service for dropped members	Months Since Last MMR ***	Yrs. Since Last Officer Report	President Rotation	Vice President Reported ****	Months Since Last Activity Report ***	Account Balance	Donations for current Fiscal Year
			Number of times on status quo within last two years	If below 15 members appears				If net loss is greater than 20% appears			If no report in 3 months appears in	When more than one year appears in	Number of repeat terms	Notes the officers that do not have an active	If no report at 12 months red		
20884	KIIKKA	02/15/1963	Active	26	0	1	-1	-3.70%	27	39	7		2	VP,SC	1		\$136.70
	Exc Award (06/30/2021)																
20883	KIIKOINEN	10/30/1962	Active	31	3	0	3	10.71%	28		1		2	T,M,VP,SC	15		\$141.76
20885	KIUKAINEN	12/18/1962	Active	15	0	0	0	0.00%	15		13			N VP,SC	16		\$75.95
20886	KOKEMÄKI	01/01/1955	Active	27	2	4	-2	-6.90%	29	13	0			N	0		\$136.70
	Exc Award (06/30/2018, 06/30/2019)																
20887	KOKEMÄKI/TELJÄ	12/18/1967	Active	12	0	2	-2	-14.29%	14	7	1			N	5		\$70.88
20888	KÖYLIÖ	04/27/1966	Active	31	3	2	1	3.33%	30	28	0			N	2		\$151.89
	Exc Award (06/30/2016, 06/30/2018)																
20890	LAITILA	01/29/1964	Active	19	1	3	-2	-9.52%	21	17	0			M,VP,SC	24		\$106.32
	Exc Award (06/30/2018)																
36591	LAITILA/UNTAMOINEN	02/19/1979	Active	30	2	1	1	3.45%	28	23	0			VP,SC	9		\$615.41
	Exc Award (06/30/2018, 06/30/2024)																
20891	LAPPI TL	05/27/1957	Active	15	1	1	0	0.00%	15	11	1		2	N M,SC	5		\$702.88
20892	LAUTTAKYLÄ	11/17/1954	Active	34	1	1	0	0.00%	34	66	2			R M	24+		\$172.14
20894	LUVIA	04/23/1970	Active	17	0	2	-2	-10.53%	19	18	1			N SC	0		\$252.27
20897	MERIKARVIA	05/25/1964	Active	30	1	0	1	3.45%	29		0			N M,SC	6		\$146.83
20895	NAKKILA	09/13/1965	Active	25	1	2	-1	-3.85%	26	8	0			N M,SC	5		\$131.64
110759	NAKKILA/EMMA	04/05/2011	Active	28	1	4	-3	-9.68%	31	7	1			N SC	8		\$156.95
20899	NOORMARKKU	04/15/1964	Active	10	0	0	0	0.00%	11		11			N M,SC	24+		\$50.63
41536	OLAVI	06/09/1982	Active	35	0	2	-2	-5.41%	37	18	1			N	8		\$187.33
20900	POMARKKU	05/03/1962	Active	17	0	1	-1	-5.56%	18	35	5			N SC	7		\$91.13
	Exc Award (06/30/2017)																
130504	Pori Otava	04/20/2017	Active	5	0	9	-9	-64.29%	14	6	2		None	P,T,M,VP,SC	17		\$70.88
20902	PORI/KARHU	03/12/1973	Active	22	0	5	-5	-18.52%	28	28	1			N	9		\$136.70
97461	PORI/KATARIINA-CHARLOTTA	06/30/2006	Active	19	6	1	5	35.71%	14	0	0			N	0		\$162.05
	Exc Award (06/30/2019)																



# Club Health Assessment for District 107 M through May 2025

			Status	Membership							Reports					Finance		LCIF
Club Number	Club Name	Charter Date		Current Member Count	YTD Members Added	YTD Members Dropped	YTD Net Growth	YTD Net Growth%	Member Count 12 Months Ago	Avg. length of service for members	Months Since Last MMR ***	Yrs. Since Last Officer Report	President Rotation	Vice President Reported ****	Months Since Last Activity Report ***	Account Balance	Donations for current Fiscal Year	
			Number of times on status quo within last two years	If below 15 members appears				If net loss is greater than 20% appears			If no report in 3 months appears in	When more than one year appears in	Number of repeat terms	Notes the officers that do not have an active	If no report at 12 months appears in red			
32106	PORI/MERI-PORI	04/20/1976	Active	12	0	0	0	0.00%	12		18		7	M,VP,SC	24+		\$60.76	
82907	PORI/SOFIA	06/28/2004	Active	21	3	2	1	5.00%	21	1	1			N	0		\$101.26	
20906	PUNKALAUDUN	01/22/1957	Active	35	2	0	2	6.06%	33		0			N	0		\$47.72	
Exc Award (06/30/2024)																		
123447	PUNKALAUDUN/FIINA	10/24/2014	Active	20	1	2	-1	-4.76%	21	15	1		2	N	SC	1	\$225.68	
Exc Award (06/30/2017, 06/30/2023)																		
20907	PYHÄRANTA	10/07/1969	Active	9	0	0	0	0.00%	9		0		6	M,VP,SC	4		\$45.57	
20908	RAUMA	03/11/1954	Active	28	0	1	-1	-3.45%	29	12	0		2	M,VP	0		\$146.83	
20909	RAUMA/ANKKURI	05/07/1963	Active	26	2	4	-2	-7.14%	28	30	2			VP,SC	0		\$136.70	
98449	RAUMA/FÄNIKK	01/31/2007	Active	14	1	0	1	7.69%	14		3			N	M,SC	1	\$551.96	
63985	RAUMA/KANALI HELME	02/12/2001	Active	45	4	0	4	9.76%	41		0			R	0		\$207.58	
Exc Award (06/30/2017, 06/30/2019, 06/30/20)																		
20910	RAUMA/REIMARI	06/20/1972	Active	32	1	1	0	0.00%	32	52	0			N	S	8	\$156.95	
Exc Award (06/30/2019)																		
35080	RAUMA/RUORI	02/27/1978	Active	31	0	2	-2	-6.06%	34	38	0			N	M	9	\$947.45	
20911	SÄKYLÄ	04/10/1964	Active	21	0	1	-1	-4.55%	23	30	6		2	N	M,SC	17	\$111.39	
107662	SASTAMALA/LINDA	03/08/2010	Active	16	2	3	-1	-5.88%	17	11	0		2		M,VP,SC	8	\$86.07	
20912	SIIKAINEN	03/24/1966	Active	19	2	1	1	5.56%	18	3	1			N	M,SC	0	\$91.13	
31364	ULVILA	11/18/1975	Active	32	8	5	3	10.34%	30	28	0			N	1		\$1,615.05	
119156	ULVILA/AURORA	04/11/2013	Active	28	4	2	2	7.69%	27	6	0			N	0		\$131.64	
Exc Award (06/30/2018, 06/30/2023, 06/30/20)																		
20915	VAMPULA	11/17/1970	Active	28	1	2	-1	-3.45%	29	43	8			N	9		\$302.90	
Exc Award (06/30/2023)																		

Clubs Cancelled Previous Fiscal Year – Clubs Cancelled within last 12 months may be reinstated

Club Number	Club Name	Charter Date	Current Status*	Cancellation Date
101967	EURA/MUINAISET	05/08/2008	Cancelled(6*)	07/29/2023



# Club Health Assessment for District 107 M through May 2025

Club NumberClub NameCharter Date			Status	Membership								Reports				Finance		LCIF		
				Current Member Count	YTD Members Added	YTD Members Dropped	YTD Net Growth	YTD Net Growth%	Member Count 12 Months Ago	Avg. length of service members	Months Since Last MMR ***	Yrs. Since Last Officer Report	President Rotation	Vice President Reported ****	Months Since Last Activity Report ***	Account Balance	Donations for current Fiscal Year			
			Number of times on status quo within last two years	If below 15 members appears				If net loss is greater than 20% appears				If no report in 3 months appears in	When more than one year appears in	Number of repeat terms	Notes the officers that do not have an active	If no report at 12 months appears in red				
20877 JÄMIJÄRVI			12/02/1968	Cancelled(6*)				06/29/2024												
20882 KEIKYÄ			12/12/1967	Cancelled(6*)				06/29/2024												
20905 PORI/ULVILA			01/04/1957	Cancelled(6*)				07/29/2023												
Current Total Clubs Count	YTD New Clubs Count	YTD Cancelled Clubs Count	YTD Net Club Gain	Current Total Members Count	YTD Add	YTD Drop	YTD Net Growth	YTD Net Growth %	Member Count 12 Months Ago	Average Member Count Per Club	% of Clubs with less than 20 members	% No MMR in 3 Months	% No Officer Report in 12 Months	% of Clubs with balance 90+ days	Number of Clubs in Status Quo	% Status Quo Clubs in Financial Suspension	Number of Cancelled Clubs	Average Cancelled Club Age	Members Lost Due to Cancellation	% of Clubs Cancelled for Non-Financial Reasons
55	0	0	0	1,262	74	91	-17	-1.33%	1,290	23	38%	20%	0%	0%	0	0%	0	0	0	0%

\* - P - Priority Club. Cancellation Reasons: 1-Objectives/conduct, 2-Non-active club, 5-Non-existing club, 6-Disbanding, 7-Merger, 8-Financial Suspension, 9-District/Multiple District Dues.

\*\* - Abbreviation: P-President, S-Secretary, T-Treasurer, M-Member Chairperson, VP-First Vice President, MC-Communications Chairperson, SC-Service Chairperson

\*\*\* - Abbreviation: N/R - Never reported using the Lions Clubs website, N/A - Not applicable, No password registered for the Lions Clubs website.

\*\*\*\* - Abbreviation: N - New, IP - Immediate Past, R - Repeat.



# Club Health Assessment for District 107 N through May 2025

			Status	Membership						Reports					Finance		LCIF
Club Number	Club Name	Charter Date		Current Member Count	YTD Members Added	YTD Members Dropped	YTD Net Growth	YTD Net Growth%	Member Count 12 Months Ago	Avg. length of service for dropped members	Months Since Last MMR ***	Yrs. Since Last Officer Report	President Rotation	Vice President Reported ****	Months Since Last Activity Report ***	Account Balance	Donations for current Fiscal Year
			Number of times on status quo within last two years	If below 15 members appears				If net loss is greater than 20% appears			If no report in 3 months appears in	When more than one year appears in	Number of repeat terms	Notes the officers that do not have an active	If no report at 12 months appears in red		
Clubs more than two years old																	
20503	ARTJÄRVI/LAPINJÄRVI/MYR SKYLÄ	04/26/1967	Active	19	1	0	1	5.56%	18		7			N	SC	1	\$1,561.93
20502	ASKOLA	05/13/1961	Active	38	1	0	1	2.70%	38		0			N	M,SC	16	\$1,671.12
97175	HELSINKI/AURORA	05/23/2006	Active	27	2	0	2	8.00%	25		0			N		0	\$266.19
Exc Award (06/30/2023)																	
50647	HELSINKI/FINLANDIA	06/07/1990	Active	39	4	2	2	5.41%	37	7	0			N	SC	0	\$1,502.92
Exc Award (06/30/2024)																	
38179	HELSINKI/HAKANIEMI	03/31/1980	Active	16	0	0	0	0.00%	16		14		3	R	M,SC	24+	
20411	HELSINKI/HERTTONIEMI	03/13/1957	Active(1)	16	3	3	0	0.00%	16	19	0			N	T,M,SC	2	
20442	HELSINKI/KAIVOPUISTO	05/24/1971	Active	9	0	0	0	0.00%	9		15			N	M,SC	19	
20422	HELSINKI/KALLIO	08/22/1960	Active	17	0	1	-1	-5.56%	18	18	6		3		M,VP,SC	24+	
20412	HELSINKI/KÄPYLÄ	02/26/1957	Active	17	1	1	0	0.00%	17	45	0		None	N	P,M,SC	24+	
20400	HELSINKI/KATAJANOKKA	12/07/1962	Active	15	1	0	1	7.14%	14		4			N		2	\$1,274.78
Exc Award (06/30/2024)																	
100601	HELSINKI/KESKUSPUISTO	11/21/2007	Active	20	1	0	1	5.26%	20		4			N		0	
Exc Award (06/30/2023)																	
20435	HELSINKI/KONTULA	03/16/1967	Active	29	3	6	-3	-9.38%	33	21	0			N		1	\$6,437.64
Exc Award (06/30/2021, 06/30/2024)																	
20429	HELSINKI/KRUUNUHAKA	10/14/1961	Active	9	0	0	0	0.00%	9		2		7	R	M,SC	3	\$520.64
20427	HELSINKI/KULTTUURILEIJON AT	03/14/1961	Active	12	1	2	-1	-7.69%	13	9	1			N	SC	0	
89218	HELSINKI/MALMITTARET	08/31/2005	Active	31	3	0	3	10.71%	28		0			N		0	\$3,655.91
Exc Award (06/30/2021)																	
46851	HELSINKI/MANNERHEIM	01/31/1987	Active	12	0	0	0	0.00%	12		11			N	P,S,M,VP,SC	24+	
20444	HELSINKI/MARJANIEMI	01/31/1973	Active	20	1	1	0	0.00%	20	7	7			N	M,SC	24+	
20439	HELSINKI/MELLUNMÄKI	05/22/1969	Active	18	0	1	-1	-5.26%	19	3	0		None		P,VP,SC	8	
32544	HELSINKI/METSÄLÄ	06/20/1976	Active	21	0	0	0	0.00%	21		9			N	M,SC	0	\$1,561.93



# Club Health Assessment for District 107 N through May 2025

			Status	Membership							Reports					Finance		LCIF
Club Number	Club Name	Charter Date		Current Member Count	YTD Members Added	YTD Members Dropped	YTD Net Growth	YTD Net Growth%	Member Count 12 Months Ago	Avg. length of service for dropped members	Months Since Last MMR ***	Yrs. Since Last Officer Report	President Rotation	Vice President Reported ****	Months Since Last Activity Report ***	Account Balance	Donations for current Fiscal Year	
			Number of times on status quo within last two years	If below 15 members appears					If net loss is greater than 20% appears			If no report in 3 months appears in	When more than one year appears in	Number of repeat terms	Notes the officers that do not have an active	If no report at 12 months appears in red		
Exc Award (06/30/2024)																		
20433	HELSINKI/MYLLYPURO	04/29/1965	Active	16	0	0	0	0.00%	16		4		3	M,VP,SC	14			
37964	HELSINKI/PAKINKYLÄ	01/25/1980	Active	36	4	2	2	5.88%	36	29	0			VP,SC	0		\$940.96	
Exc Award (06/30/2018)																		
98541	HELSINKI/PARK	02/13/2007	Active	12	0	1	-1	-7.69%	13	3	4		N	M,SC	0			
Exc Award (06/30/2023)																		
49173	HELSINKI/PASILA	01/24/1989	Active	19	0	2	-2	-9.52%	23	34	6		N		0		\$256.73	
20432	HELSINKI/PIHLAJAMÄKI	03/03/1964	Active	14	3	1	2	16.67%	12	21	3		N	SC	0			
20401	HELSINKI/POHJOINEN	09/25/1962	Active	10	0	0	0	0.00%	11		4		None	P,VP,SC	0			
20419	HELSINKI/POHJOIS-HAAGA	02/15/1957	Active	19	0	1	-1	-5.00%	20	9	0		2	N	4			
49917	HELSINKI/PRO HUMANO	10/27/1989	Active	10	0	0	0	0.00%	10		11		N	M,SC	1			
36240	HELSINKI/PUISTOLA	11/21/1978	Active	20	3	0	3	17.65%	17		0		IP		3		\$312.39	
34542	HELSINKI/REVONSALMI	10/14/1977	Active	23	2	1	1	4.55%	22	27	0		IP	M,SC	0		\$156.19	
20421	HELSINKI/ROIHUVUORI	03/30/1960	Active	8	2	0	2	33.33%	6		0		N	M	0			
37700	HELSINKI/SILTAMÄKI	11/13/1979	Active	14	0	0	0	0.00%	14		13		N	M,SC	1			
109548	HELSINKI/SOIHDUT	10/26/2010	Active	27	6	3	3	12.50%	24	6	0		N	M,SC	0		\$468.22	
39431	HELSINKI/SUURMETSÄ	02/06/1981	Active	15	0	1	-1	-6.25%	16	34	10		N	M,SC	1		\$520.64	
20441	HELSINKI/VALLILA	05/22/1969	Active	23	0	0	0	0.00%	23		12		N	SC	18			
20457	HELSINKI/VARTIOKYLÄ-PUOTILA	03/23/1961	Active	23	0	3	-3	-11.54%	26	24	2			VP,SC	0		\$937.10	
49032	HELSINKI/VIAPORI	11/23/1988	Active	33	0	0	0	0.00%	33		0		2	R	0		\$312.15	
Exc Award (06/30/2023)																		
20443	HELSINKI/VUOSAARI	11/15/1965	Active	29	0	1	-1	-3.33%	31	25	4		N	SC	0		\$3,446.00	
20446	HIEKKAHARJU-SANDKULLA	05/11/1966	Active	16	1	1	0	0.00%	16	28	1		N	M,SC	0		\$4,780.96	
28058	LAPPTRÄSK/LILJENDAL/PERNÄ	02/26/1974	Active	26	0	1	-1	-3.70%	28	43	1		N	SC	20		\$812.15	
105426	LOVIISA/QUEEN LOVISA	05/12/2009	Active	24	2	2	0	0.00%	24	12	2		2	N	M,SC	0		
20530	LOVISA-LOVIISA	03/15/1955	Active	45	2	3	-1	-2.17%	47	13	1		N	SC	0		\$936.44	





# Club Health Assessment for District 107 N through May 2025

			Status	Membership							Reports					Finance	LCIF
Club Number	Club Name	Charter Date		Current Member Count	YTD Members Added	YTD Members Dropped	YTD Net Growth	YTD Net Growth%	Member Count 12 Months Ago	Avg. length of service for dropped members	Months Since Last MMR ***	Yrs. Since Last Officer Report	President Rotation	Vice President Reported ****	Months Since Last Activity Report ***	Account Balance	Donations for current Fiscal Year
			Number of times on status quo within last two years	If below 15 members appears				If net loss is greater than 20% appears			If no report in 3 months appears in	When more than one year appears in	Number of repeat terms	Notes the officers that do not have an active	If no report at 12 months appears in red		
20532	MÄNTSÄLÄ	03/27/1957	Active	27	4	0	4	17.39%	23		3			R	SC	0	\$156.19
115491	MÄNTSÄLÄ/MAMSELLIT	11/07/2011	Active	19	3	0	3	18.75%	19		1			N	SC	1	\$783.66
34123	MÄNTSÄLÄ/NELOSVÄYLÄ	06/17/1977	Active	22	0	0	0	0.00%	23		11			N	M,SC	17	
105427	PORNAINEN	05/12/2009	Active	25	0	0	0	0.00%	26		1			N		0	
20543	PORVOO MLK-BORGÅ LK	04/19/1972	Active	15	1	1	0	0.00%	15	33	2		3	R		2	\$312.39
88051	PORVOO/BLANKA	05/09/2005	Active	17	1	3	-2	-10.53%	19	5	1			N	SC	0	\$412.39
20542	PORVOO/BORGOENSIS	01/11/1966	Active	25	1	5	-4	-13.79%	29	32	1			N		0	\$522.44
Exc Award (06/30/2023, 06/30/2024)																	
126312	PORVOO/ROSE	01/25/2016	Active	9	1	0	1	12.50%	8		1			IP	M,SC	1	
20541	PORVOO-BORGÅ	10/17/1956	Active	40	2	0	2	5.26%	38		1			N	SC	0	
20452	SIBBO-SIPOO	02/16/1968	Active	17	1	1	0	0.00%	16	24	1				VP,SC	0	\$512.15
68818	SIPOO/MERI-SIBBO	05/27/2003	Active	15	1	1	0	0.00%	16	20	0			N		0	\$828.90
20451	SIPOONJOKI	04/11/1969	Active	23	3	1	2	9.52%	22	7	0			N	SC	0	\$468.58
20454	TIKKURILA-DICKURSBY	10/12/1961	Active	11	0	0	0	0.00%	11		6			N	SC	0	
20398	VANTAA/HAKUNILA	04/18/1969	Active	18	0	2	-2	-10.00%	20	8	5			N	M,SC	2	
20399	VANTAA/HÄMEENKYLÄ	05/26/1970	Active	8	0	1	-1	-11.11%	9	7	4		3	R	M,SC	9	\$468.22
53012	VANTAA/HELSINGE	05/07/1992	Active	12	0	0	0	0.00%	20		1			N	SC	0	\$234.17
20447	VANTAA/KAIVOKSELA	02/27/1969	Active	13	3	3	0	0.00%	13	23	0			N	M,SC	5	
31274	VANTAA/KOIVUKYLÄ	10/24/1975	Active	21	0	1	-1	-4.55%	22	17	7			N		0	\$320.00
60733	VANTAA/KOMEETAT	05/05/1998	Active	36	2	2	0	0.00%	36	18	1			N		2	\$2,600.73
Exc Award (06/30/2023)																	
37701	VANTAA/KORSO	11/06/1979	Active	17	1	1	0	0.00%	17	12	4			N	M	2	
40898	VANTAA/PÄHKINÄRINNE	02/17/1982	Active	17	0	5	-5	-22.73%	22	11	0			N	T,SC	16	\$706.07
Exc Award (06/30/2024)																	
20456	VANTAA/RUBIINI-RUBINEN	05/19/1971	Active	15	2	0	2	15.38%	15		0			N		0	
20453	VANTAA/SIMONKYLÄ	06/30/1971	Active	21	0	1	-1	-4.55%	22	53	1		2	N		0	



## Club Health Assessment for District 107 N through May 2025

			Status	Membership							Reports				Finance	LCIF	
Club Number	Club Name	Charter Date		Current Member Count	YTD Members Added	YTD Members Dropped	YTD Net Growth	YTD Net Growth%	Member Count 12 Months Ago	Avg. length of service for dropped members	Months Since Last MMR ***	Yrs. Since Last Officer Report	President Rotation	Vice President Reported ****	Months Since Last Activity Report ***	Account Balance	Donations for current Fiscal Year
			Number of times on status quo within last two years	If below 15 members appears				If net loss is greater than 20% appears			If no report in 3 months appears in	When more than one year appears in	Number of repeat terms	Notes the officers that do not have an active	If no report at 12 months appears in red		
59658	VANTAA/VERNISSA Exc Award (06/30/2017)	06/03/1997	Active	19	1	1	0	0.00%	19	20	0			N	0		\$312.15
20455	VANTAANKOSKI-VANDAFORS EN	05/27/1963	Active	34	0	3	-3	-8.11%	37	36	0			N	1		\$156.19

Clubs Cancelled Previous Fiscal Year – Clubs Cancelled within last 12 months may be reinstated

Club Number	Club Name	Charter Date	Current Status*	Cancellation Date
20434	HELSINKI/LAAJASALO	05/16/1966	Cancelled(6*)	04/29/2024
20417	HELSINKI/MAUNULA	10/21/1958	Cancelled(6*)	06/29/2024
102373	VANTAA/AVIA	06/10/2008	Cancelled(6*)	05/29/2024

Current Total Clubs Count	YTD New Clubs Count	YTD Cancelled Clubs Count	YTD Net Club Gain	Current Total Members Count	YTD Add	YTD Drop	YTD Net Growth	YTD Net Growth %	Member Count 12 Months Ago	Average Member Count Per Club	% of Clubs with less than 20 members	% No MMR in 3 Months	% No Officer Report in 12 Months	% of Clubs with balance 90+ days	Number of Clubs in Status Quo	% Status Quo Clubs in Financial Suspension	Number of Cancelled Clubs	Average Cancelled Club Age	Members Lost Due to Cancellation	% of Clubs Cancelled for Non-Financial Reasons
66	0	0	0	1,343	74	72	2	0.15%	1,368	20	56%	39%	0%	0%	0	0%	0	0	0	0%

\* - P - Priority Club. Cancellation Reasons: 1-Objectives/conduct, 2-Non-active club, 5-Non-existing club, 6-Disbanding, 7-Merger, 8-Financial Suspension, 9-District/Multiple District Dues.

\*\* - Abbreviation: P-President, S-Secretary, T-Treasurer, M-Member Chairperson, VP-First Vice President, MC-Communications Chairperson, SC-Service Chairperson

\*\*\* - Abbreviation: N/R - Never reported using the Lions Clubs website, N/A - Not applicable, No password registered for the Lions Clubs website.

\*\*\*\* - Abbreviation: N - New, IP - Immediate Past, R - Repeat.




# Club Health Assessment for District 107 O through May 2025

			Status	Membership							Reports					Finance		LCIF
Club Number	Club Name	Charter Date		Current Member Count	YTD Members Added	YTD Members Dropped	YTD Net Growth	YTD Net Growth%	Member Count 12 Months Ago	Avg. length of service for dropped members	Months Since Last MMR ***	Yrs. Since Last Officer Report	President Rotation	Vice President Reported ****	Months Since Last Activity Report ***	Account Balance	Donations for current Fiscal Year	
			Number of times on status quo within last two years	If below 15 members appears					If net loss is greater than 20% appears			If no report in 3 months appears in	When more than one year appears in	Number of repeat terms	Notes the officers that do not have an active	If no report at 12 months appears in red		
Clubs more than two years old																		
20734	ALAVIESKA	12/11/1973	Active	14	0	1	-1	-6.67%	15	3	0			R	5			
20598	GAMLAKARLEBY	03/28/1954	Active	28	0	1	-1	-3.45%	29	30	2			N	SC	24+		
20735	HAAPAJÄRVI	11/09/1967	Active	25	0	1	-1	-3.85%	17	6	0		2	N	SC	5		
58187	HAAPAJÄRVI/KULTAHIPUT	04/30/1996	Active	13	0	2	-2	-13.33%	15	6	9			N	S,SC	1		
20736	HAAPAVESI	11/16/1969	Active	12	1	1	0	0.00%	12	8	0				M,VP,SC	24+		
34124	HALSUA	06/24/1977	Active	20	0	1	-1	-4.76%	21	20	8		2	N	M,SC	5	\$156.73	
20739	HIMANKA	03/27/1968	Active	16	0	1	-1	-5.88%	17	9	0				M,VP,SC	0		
20603	JAKOBSTAD	11/11/1953	Active	22	0	0	0	0.00%	22		7		6		M,VP,SC	3	\$850.00	
20604	JAKOBSTAD/MALM	01/17/1965	Active	20	1	2	-1	-4.76%	21	12	3			R	M	0	\$937.16	
Exc Award (06/30/2023)																		
58636	JAKOBSTAD-PEDERSÖRE/LI NNEOR	08/07/1996	Active	30	1	0	1	3.45%	29		7		2	N		0	\$1,641.40	
20605	JEPPO	03/25/1966	Active	23	2	0	2	9.52%	21		3			N	M,SC	2		
20607	KAARLELA	11/29/1973	Active	32	3	1	2	6.67%	30	19	0			N	SC	0		
20745	KALAJOKI	11/11/1964	Active	16	0	0	0	0.00%	17		1			N		0		
61557	KALAJOKI/KALLATTARET	02/26/1999	Active	25	4	0	4	19.05%	21		4			R	M,SC	15	\$483.21	
20746	KÄLVIÄ	09/19/1966	Active	14	0	3	-3	-17.65%	17	28	6		2		M,VP,SC	24		
67219	KÄLVIÄ/LUCINA	02/03/2003	Active	13	2	0	2	18.18%	12		0			N		8	\$156.07	
20747	KANNUS	02/24/1965	Active	18	1	4	-3	-14.29%	22	28	0				M,VP,SC	19	\$20.00	
20609	KARLEBY	02/15/1961	Active	19	0	0	0	0.00%	19		12		5	R	SC	24+		
20748	KÄRSÄMÄKI	11/22/1967	Active	20	1	1	0	0.00%	20	2	4			N	VP,SC	24+		
32234	KAUSTINEN	05/11/1976	Active	13	0	0	0	0.00%	13		8			IP		7		
127340	KAUSTINEN/KREETAT	05/24/2016	Active	4	0	0	0	0.00%	9		11		None		P,M,VP,SC	24+		
20612	KOKKOLA	01/12/1956	Active	12	0	1	-1	-7.69%	13	2	7		4	R	M,SC	24+		
20613	KOKKOLA/KOKKO	01/26/1964	Active	17	0	7	-7	-29.17%	24	26	0		4	N	SC	24		



# Club Health Assessment for District 107 O through May 2025

			Status	Membership							Reports					Finance		LCIF
Club Number	Club Name	Charter Date		Current Member Count	YTD Members Added	YTD Members Dropped	YTD Net Growth	YTD Net Growth%	Member Count 12 Months Ago	Avg. length of service for dropped members	Months Since Last MMR ***	Yrs. Since Last Officer Report	President Rotation	Vice President Reported ****	Months Since Last Activity Report ***	Account Balance	Donations for current Fiscal Year	
			Number of times on status quo within last two years	If below 15 members appears					If net loss is greater than 20% appears		If no report in 3 months appears in	When more than one year appears in	Number of repeat terms	Notes the officers that do not have an active	If no report at 12 months red			
57017	KOKKOLA/KOKKOTAR	06/05/1995	Active	24	1	2	-1	-4.00%	25	18	1			N	M	5		
44755	KOKKOLA/TERVAKOKKO	03/20/1985	Active	12	0	0	0	0.00%	12		13			N	M,SC	13		
20617	KRONOBY	03/18/1954	Active	17	1	1	0	0.00%	18	40	6			N	M,SC	24+		\$272.05
49979	LESTIJÄRVI	11/27/1989	Active	10	0	0	0	0.00%	10		15		2		M,VP,SC	1		
20754	LOHTAJA	04/02/1965	Active	16	1	0	1	6.67%	15		3			N	M,SC	24+		
20624	MUNSALA	02/27/1959	Active	19	0	0	0	0.00%	19		13			N	M,SC	17		
20626	NEDERVETIL	06/13/1967	Active	18	0	0	0	0.00%	18		13			N		2		\$318.24
Exc Award (06/30/2023)																		
20756	NIVALA	11/13/1967	Active	24	1	1	0	0.00%	24	32	0		2	N		13		\$468.58
20629	NYKARLEBY	10/07/1965	Active	20	0	1	-1	-4.76%	21	4	0			N	M,SC	0		\$312.15
Exc Award (06/30/2023)																		
88505	NYKARLEBY/ÄLVOR	06/01/2005	Active	22	1	0	1	4.76%	21		4			N	M	0		\$500.00
20630	ORAVAIS	03/11/1966	Active	16	0	1	-1	-5.88%	18	20	5			N	M,SC	0		\$315.39
20757	OULAINEN	03/16/1965	Active	24	2	1	1	4.35%	23	4	4				VP,SC	24+		\$162.05
20631	PEDERSÖRE	11/22/1971	Active	8	0	0	0	0.00%	8		13		None	N	P,M,SC	24+		\$156.07
20767	PERHO	02/11/1965	Active	16	7	2	5	45.45%	11	16	2				M,VP,SC	0		\$156.19
20632	PIETARSAARI	10/25/1962	Active	12	0	1	-1	-7.69%	13	39	0		2	R		3		\$1,417.45
20771	PYHÄSALMI	10/23/1962	Active	25	1	1	0	0.00%	25	37	3				T,M,VP,SC	24+		\$470.20
20775	REISJÄRVI	02/21/1969	Active	26	0	0	0	0.00%	26		7			N		24		
20776	SIEVI	04/18/1969	Active	12	0	0	0	0.00%	12		16		None		P,S,T,M,VP SC	24+		
20637	TERJÄRV	05/02/1965	Active	0	0	16	-16	-100.00%	16	21	0		None		P,S,T,M,VP SC	13		\$156.19
20780	TOHOLAMPI	09/05/1966	Active	13	1	1	0	0.00%	13	30	1		2	N	M,SC	0		\$156.73
111046	TOHOLAMPI/TOHOTTARET	05/17/2011	Active	18	2	1	1	5.88%	17	2	0			N	SC	0		\$156.19
36592	ULLAVA	02/21/1979	Active	13	0	0	0	0.00%	13		15	1	None		P,S,T,M,VP SC	24+		\$1,560.73
20784	VETELI	04/13/1965	Active	13	1	0	1	8.33%	12		1			N	SC	6		



## Club Health Assessment for District 107 O through May 2025

Club Number	Club Name	Charter Date	Status	Membership							Reports					Finance	LCIF
				Current Member Count	YTD Members Added	YTD Members Dropped	YTD Net Growth	YTD Net Growth%	Member Count 12 Months Ago	Avg. length of service members	Months Since Last MMR ***	Yrs. Since Last Officer Report	President Rotation	Vice President Reported ****	Months Since Last Activity Report ***	Account Balance	Donations for current Fiscal Year
			Number of times on status quo within last two years	If below 15 members appears				If net loss is greater than 20% appears			If no report in 3 months appears	When more than one year appears in	Number of repeat terms	Notes the officers that do not have an active	If no report at 12 months appears in red		
20645	VÖRÄ	10/15/1964	Active	20	0	2	-2	-9.09%	22	31	0			N SC	5		\$312.15
20788	YLIVIESKA	05/25/1965	Active	9	0	1	-1	-10.00%	10	1	1			N SC	10		\$1,976.80
33232	YLIVIESKA/HUHMARI	01/18/1977	Active	13	1	0	1	8.33%	12		0			N	8		\$364.45
55687	YLIVIESKA/SAVISILTA	05/11/1994	Active	21	3	1	2	10.53%	19	3	0			N	0		\$2,606.06
Exc Award (06/30/2023)																	

Clubs Cancelled Previous Fiscal Year – Clubs Cancelled within last 12 months may be reinstated

Club Number	Club Name	Charter Date	Current Status*	Cancellation Date
39194	HAAPAJÄRVI/KANTAPUHTO	12/12/1980	Cancelled(6*)	06/29/2024

Current Total Clubs Count	YTD New Clubs Count	YTD Cancelled Clubs Count	YTD Net Club Gain	Current Total Members Count	YTD Add	YTD Drop	YTD Net Growth	YTD Net Growth %	Member Count 12 Months Ago	Average Member Count Per Club	% of Clubs with less than 20 members	% No MMR in 3 Months	% No Officer Report in 12 Months	% of Clubs with balance 90+ days	Number of Clubs in Status Quo	% Status Quo Clubs in Financial Suspension	Number of Cancelled Clubs	Average Cancelled Club Age	Members Lost Due to Cancellation	% of Clubs Cancelled for Non-Financial Reasons
50	0	0	0	867	39	60	-21	-2.36%	889	17	62%	54%	2%	0%	0	0%	0	0	0	0%

\* - P - Priority Club. Cancellation Reasons: 1-Objectives/conduct, 2-Non-active club, 5-Non-existing club, 6-Disbanding, 7-Merger, 8-Financial Suspension, 9-District/Multiple District Dues.

\*\* - Abbreviation: P-President, S-Secretary, T-Treasurer, M-Member Chairperson, VP-First Vice President, MC-Communications Chairperson, SC-Service Chairperson

\*\*\* - Abbreviation: N/R - Never reported using the Lions Clubs website, N/A - Not applicable, No password registered for the Lions Clubs website.

\*\*\*\* - Abbreviation: N - New, IP - Immediate Past, R - Repeat.



# Club Health Assessment for District 108IA1 through May 2025

			Status	Membership							Reports					Finance		LCIF
Club Number	Club Name	Charter Date		Current Member Count	YTD Members Added	YTD Members Dropped	YTD Net Growth	YTD Net Growth%	Member Count 12 Months Ago	Avg. length of service for dropped members	Months Since Last MMR ***	Yrs. Since Last Officer Report	President Rotation	Vice President Reported ****	Months Since Last Activity Report ***	Account Balance	Donations for current Fiscal Year	
			Number of times on status quo within last two years	If below 15 members appears				If net loss is greater than 20% appears			If no report in 3 months appears in	When more than one year appears in	Number of repeat terms	Notes the officers that do not have an active	If no report at 12 months appears in red			
Clubs less than two years old																		
171648	Torino Gran Madre	05/23/2024	Active(1)	20	13	23	-10	-33.33%	30	1	0		2	N	M	5	\$930.52	
Clubs more than two years old																		
29141	ALTO CANAVESE	04/23/1974	Active	74	12	4	8	12.12%	61	26	0			N	M	3	\$1,545.85	
Exc Award (06/30/2023, 06/30/2024)																		
20922	AOSTA HOST	11/29/1962	Active	32	0	0	0	0.00%	32		1			N		0	\$668.72	
60720	AOSTA MONT BLANC	05/05/1998	Active(1)	45	2	1	1	2.27%	44	15	0			N		0	\$929.94	
Exc Award (06/30/2024)																		
20924	ARONA STRESA	02/06/1960	Active	27	1	0	1	3.85%	25		0			N		0	\$750.56	
Exc Award (06/30/2016, 06/30/2021)																		
47816	BIELLA BUGELLA CIVITAS	10/28/1987	Active	52	2	1	1	1.96%	52	26	1			N		0	\$1,379.43	
Exc Award (06/30/2016)																		
20926	BIELLA HOST	05/05/1959	Active	43	5	3	2	4.88%	41	37	0			N		2	\$867.25	
58333	BIELLA LA SERRA	05/30/1996	Active	16	0	0	0	0.00%	16		1			N		2	\$334.36	
Exc Award (06/30/2018)																		
41199	BIELLA VALLI BIELLESI	04/27/1982	Active	43	2	3	-1	-2.27%	44	24	1			N		0	\$898.60	
Exc Award (06/30/2016, 06/30/2023, 06/30/2024)																		
64492	BORGOMANERO CUSIO	06/30/2001	Active	38	0	0	0	0.00%	37		11			N	SC	1	\$794.11	
Exc Award (06/30/2016)																		
20928	BORGOMANERO HOST	02/18/1960	Active	51	0	1	-1	-1.92%	53	46	0			R		0	\$1,076.23	
Exc Award (06/30/2024)																		
46063	CALUSO CANAVESE SUD EST	04/25/1986	Active	39	4	1	3	8.33%	36	6	1			N		6	\$762.76	
Exc Award (06/30/2023, 06/30/2024)																		
153306	Canavese Centro	01/18/2023	Active	36	4	3	1	2.86%	36	6	1				VP	0	\$1,788.41	
Exc Award (06/30/2023, 06/30/2024)																		
82439	CANDIA LAGO	05/24/2004	Active	14	0	1	-1	-6.67%	15	17	8			N	SC	1	\$303.02	
137762	Caselle Torinese Airport	03/22/2019	Active	30	6	2	4	15.38%	27	4	1			IP		0	\$799.58	
Exc Award (06/30/2020, 06/30/2021, 06/30/2024)																		



# Club Health Assessment for District 108IA1 through May 2025

			Status	Membership							Reports					Finance	LCIF
Club Number	Club Name	Charter Date		Current Member Count	YTD Members Added	YTD Members Dropped	YTD Net Growth	YTD Net Growth%	Member Count 12 Months Ago	Avg. length of service for dropped members	Months Since Last MMR ***	Yrs. Since Last Officer Report	President Rotation	Vice President Reported ****	Months Since Last Activity Report ***	Account Balance	Donations for current Fiscal Year
			Number of times on status quo within last two years	If below 15 members appears				If net loss is greater than 20% appears			If no report in 3 months appears in	When more than one year appears in	Number of repeat terms	Notes the officers that do not have an active	If no report at 12 months appears in red		
37075	CERVINO	05/11/1979	Active	28	4	2	2	7.69%	26	20	1			N	0		\$543.34
60640	CHIVASSO DUOMO	04/13/1998	Active	23	2	0	2	9.52%	21		2		3	N	0		\$616.48
20931	CHIVASSO HOST	05/06/1969	Active	32	1	1	0	0.00%	31	25	1			N	1		\$668.72
	Exc Award (06/30/2020, 06/30/2023, 06/30/2024)																
55729	CIRIE' D'ORIA	05/19/1994	Active	17	1	0	1	6.25%	17		10			N	0		\$697.08
	Exc Award (06/30/2018, 06/30/2019, 06/30/2020)																
99349	COLLEGNO CERTOSA REALE	05/14/2007	Active	20	2	1	1	5.26%	21	15	1			N	1		\$813.38
	Exc Award (06/30/2016, 06/30/2017, 06/30/2020)																
60797	CUMIANA VAL NOCE	05/21/1998	Active	23	2	0	2	9.52%	22		0			N	0		\$502.37
	Exc Award (06/30/2016, 06/30/2018, 06/30/2020)																
20934	DOMODOSSOLA	02/24/1965	Active	56	6	1	5	9.80%	49	23	1			N	SC	1	\$1,221.63
	Exc Award (06/30/2016, 06/30/2023)																
35391	GIAVENO VAL SANGONE	04/17/1978	Active	19	2	0	2	11.76%	17		2			VP	0		\$355.26
	Exc Award (06/30/2016)																
20941	IVREA	07/16/1959	Active	42	2	0	2	5.00%	40		4			R	0		\$856.80
	Exc Award (06/30/2016, 06/30/2024)																
53851	MONCALIERI CASTELLO	11/30/1992	Active	13	3	1	2	18.18%	11	0	2			N	0		\$229.87
	Exc Award (06/30/2019)																
33872	MONCALIERI HOST	05/06/1977	Active	22	0	2	-2	-8.33%	24	19	0			N	SC	1	\$491.09
	Exc Award (06/30/2024)																
63303	NOVARA BROLETTO	06/13/2000	Active	33	2	1	1	3.13%	34	13	1			N	1		\$679.17
	Exc Award (06/30/2016, 06/30/2018, 06/30/2020)																
20944	NOVARA HOST	05/16/1957	Active	68	5	0	5	7.94%	70		1			N	3		\$2,460.32
	Exc Award (06/30/2016)																
119303	NOVARA OVEST TICINO	05/08/2013	Active	32	2	5	-3	-8.57%	36	8	0			N	0		\$877.70
	Exc Award (06/30/2016, 06/30/2023, 06/30/2024)																
42439	NOVARA TICINO	03/28/1983	Active	45	5	4	1	2.27%	45	17	2			N	1		\$1,218.94
	Exc Award (06/30/2016, 06/30/2018)																
20946	OMEGNA	05/11/1960	Active	54	4	0	4	8.00%	50		3			N	SC	2	\$1,044.88



# Club Health Assessment for District 108IA1 through May 2025

			Status	Membership						Reports					Finance		LCIF	
Club Number	Club Name	Charter Date		Current Member Count	YTD Members Added	YTD Members Dropped	YTD Net Growth	YTD Net Growth%	Member Count 12 Months Ago	Avg. length of service for dropped members	Months Since Last MMR ***	Yrs. Since Last Officer Report	President Rotation	Vice President Reported ****	Months Since Last Activity Report ***	Account Balance	Donations for current Fiscal Year	
			Number of times on status quo within last two years	If below 15 members appears			If net loss is greater than 20% appears			If no report in 3 months appears in			When more than one year appears in	Number of repeat terms	Notes the officers that do not have an active	If no report at 12 months appears in red		
Exc Award (06/30/2016, 06/30/2018, 06/30/2020)			Active	41	1	0	1	2.50%	40		0		2	R		0		\$835.90
110031	ORBASSANO	01/04/2011																
Exc Award (06/30/2022, 06/30/2023)			Active	15	0	0	0	0.00%	15		0			R		0		\$313.46
64233	PINO TORINESE	04/30/2001																
Exc Award (06/30/2016, 06/30/2018)			Active	11	3	4	-1	-8.33%	14	2	0		2	N		0		\$229.87
110298	RIVAROLO CANAVESE OCCIDENTALE	02/11/2011																
Exc Award (06/30/2019, 06/30/2024)			Active	21	0	1	-1	-4.55%	22	15	1			IP		0		\$1,380.30
55468	RIVOLI CASTELLO	03/28/1994																
Exc Award (06/30/2017, 06/30/2018, 06/30/2020)			Active	23	0	1	-1	-4.17%	24	3	0			N		1		\$491.09
20950	RIVOLI HOST	06/26/1969																
65207	SAN MAURO TORINESE	04/09/2002	Active	25	4	0	4	19.05%	22		0			N		3		\$470.20
40646	SANTHIA'	12/28/1981	Active	31	1	0	1	3.33%	30		1				VP	3		\$2,171.96
108343	SCIOLZE	05/12/2010	Active	15	0	0	0	0.00%	15		1			N		0		\$522.44
Exc Award (06/30/2016, 06/30/2019, 06/30/2020)			Active	17	0	2	-2	-10.53%	19	17	5			IP		2		\$894.21
54049	SETTIMO TORINESE	02/08/1993																
Exc Award (06/30/2024)			Active	24	5	1	4	20.00%	19	19	1			N	M	1		\$559.75
64549	STUPINIGI 2001	06/30/2001																
Exc Award (06/30/2024)			Active(2)	15	0	0	0	0.00%	16		1			N	T	N/A		\$313.46
33727	SUSA ROCCIAMELONE	04/28/1977																
20957	TORINO	10/18/1952	Active	46	1	1	0	0.00%	45	23	1			N		0		\$950.84
Exc Award (06/30/2016, 06/30/2018, 06/30/2020)			Active(1)	16	1	1	0	0.00%	16	19	1			N		2		\$490.43
44756	TORINO AUGUSTA TAURINORUM	03/28/1985																
Exc Award (06/30/2018)			Active	18	0	1	-1	-5.26%	19	30	2		3	R		3		\$907.30
20958	TORINO CASTELLO	11/13/1968																
Exc Award (06/30/2024)			Active	35	3	2	1	2.94%	37	6	1			N		0		\$829.17
36914	TORINO CITTADELLA	04/19/1979																
Exc Award (06/30/2021, 06/30/2022)			Active	17	0	0	0	0.00%	17		1			N		1		\$461.40
47983	TORINO CITTADELLA DUCALE	12/28/1987																
Exc Award (06/30/2018, 06/30/2022, 06/30/2020)																		





# Club Health Assessment for District 108IA1 through May 2025

			Status	Membership							Reports					Finance	LCIF
Club Number	Club Name	Charter Date		Current Member Count	YTD Members Added	YTD Members Dropped	YTD Net Growth	YTD Net Growth%	Member Count 12 Months Ago	Avg. length of service for dropped members	Months Since Last MMR ***	Yrs. Since Last Officer Report	President Rotation	Vice President Reported ****	Months Since Last Activity Report ***	Account Balance	Donations for current Fiscal Year
			Number of times on status quo within last two years	If below 15 members appears					If net loss is greater than 20% appears			If no report in 3 months appears in	When more than one year appears in	Number of repeat terms	Notes the officers that do not have an active	If no report at 12 months appears in red	
37638	TORINO COLLINA	10/31/1979	Active	21	5	0	5	31.25%	16		1		3	R	0		\$355.26
Exc Award (06/30/2023, 06/30/2024)																	
53295	TORINO CROCETTA DUCA D'AOSTA	06/03/1992	Active	18	0	0	0	0.00%	18		9			N	0		\$480.65
Exc Award (06/30/2018, 06/30/2024)																	
53260	TORINO DUE	06/03/1992	Active	14	0	0	0	0.00%	14		0			N	1		\$508.59
Exc Award (06/30/2016, 06/30/2017)																	
59593	TORINO EUROPA	05/20/1997	Active	22	1	1	0	0.00%	22	2	0			R	3		\$783.85
121866	Torino Hesperia	04/15/2014	Active	41	2	0	2	5.13%	39		10			N	0		\$835.90
Exc Award (06/30/2016, 06/30/2024)																	
153792	Torino I Cavalieri	03/27/2023	Active	12	0	0	0	0.00%	14		9			N	0		\$450.77
44650	TORINO LA MOLE	02/08/1985	Active	19	2	2	0	0.00%	19	16	3			R	0		\$376.16
Exc Award (06/30/2016, 06/30/2021, 06/30/2024)																	
117055	TORINO LAGRANGE	06/01/2012	Active	13	0	1	-1	-7.14%	15	11	5			R	0		\$282.12
55654	TORINO MONVISO	05/03/1994	Active	12	1	2	-1	-7.69%	13	8	1			M,VP,SC	5		\$885.51
Exc Award (06/30/2016)																	
65351	TORINO NEW CENTURY	05/20/2002	Active	24	3	0	3	14.29%	21		1		2	N	0		\$470.20
Exc Award (06/30/2023, 06/30/2024)																	
61615	TORINO PIETRO MICCA	03/12/1999	Active	28	9	2	7	33.33%	21	21	0		2	R	2		\$1,525.53
Exc Award (06/30/2016, 06/30/2017, 06/30/2024)																	
57630	TORINO PRINCIPE EUGENIO	12/18/1995	Active	21	2	0	2	10.53%	19		2		5	R	1		\$386.61
Exc Award (06/30/2021, 06/30/2024)																	
123408	Torino Risorgimento	10/17/2014	Active	40	13	1	12	42.86%	28	0	1			N	1		\$2,758.48
Exc Award (06/30/2016, 06/30/2019, 06/30/2024)																	
53451	TORINO SABAUDA	06/30/1992	Active	22	2	0	2	10.00%	20		4			N	2		\$438.85
Exc Award (06/30/2022)																	
49285	TORINO SAN CARLO	03/07/1989	Active	15	0	0	0	0.00%	15		1		2	R	2		\$313.46
Exc Award (06/30/2023)																	
51576	TORINO SOLFERINO	04/25/1991	Active(1)	27	0	0	0	0.00%	27		12			N	1		\$564.24



# Club Health Assessment for District 108IA1 through May 2025

			Status	Membership							Reports					Finance	LCIF
Club Number	Club Name	Charter Date		Current Member Count	YTD Members Added	YTD Members Dropped	YTD Net Growth	YTD Net Growth%	Member Count 12 Months Ago	Avg. length of service for dropped members	Months Since Last MMR ***	Yrs. Since Last Officer Report	President Rotation	Vice President Reported ****	Months Since Last Activity Report ***	Account Balance	Donations for current Fiscal Year
			Number of times on status quo within last two years	If below 15 members appears				If net loss is greater than 20% appears			If no report in 3 months appears in	When more than one year appears in	Number of repeat terms	Notes the officers that do not have an active	If no report at 12 months appears in red		
Exc Award (06/30/2018, 06/30/2024)																	
38670	TORINO STUPINIGI	06/29/1980	Active	25	0	2	-2	-7.41%	27	11	0		2	N	2		\$876.52
Exc Award (06/30/2016, 06/30/2017, 06/30/20)																	
53978	TORINO TAURASIA	01/14/1993	Active	7	0	3	-3	-30.00%	12	20	0		2		VP,SC	2	\$282.12
Exc Award (06/30/2016, 06/30/2018, 06/30/20)																	
47818	TORINO VALENTINO FUTURA	10/27/1987	Active	19	2	1	1	5.56%	19	0	1			N	0		\$595.59
20961	VALLI DI LANZO TORINESE	03/31/1972	Active	24	0	1	-1	-4.00%	25	4	8			N	1		\$511.99
Exc Award (06/30/2018)																	
29810	VALSESIA	09/23/1974	Active	51	5	1	4	8.51%	47	0	0			N	1		\$4,124.55
Exc Award (06/30/2016, 06/30/2023)																	
38079	VENARIA REALE HOST	02/18/1980	Active	27	1	2	-1	-3.57%	29	15	1			N	0		\$574.68
Exc Award (06/30/2022)																	
105517	VENARIA REALE LA MANDRIA	05/20/2009	Active(1)	19	2	0	2	11.76%	17		1			N	0		\$365.71
Exc Award (06/30/2019, 06/30/2023, 06/30/20)																	
20964	VERBANIA	02/22/1962	Active	51	3	4	-1	-1.92%	52	10	0		None	N	P	1	\$1,253.19
Exc Award (06/30/2023)																	
87778	VERBANO BORROMEO	04/13/2005	Active	38	3	0	3	8.57%	35		0			N	14		\$731.42
Exc Award (06/30/2016, 06/30/2023)																	
20965	VERCELLI	07/22/1958	Active	59	1	2	-1	-1.67%	60	3	1			N	0		\$2,307.00
Exc Award (06/30/2016, 06/30/2023)																	

Clubs Cancelled Previous Fiscal Year – Clubs Cancelled within last 12 months may be reinstated

Club Number	Club Name	Charter Date	Current Status*	Cancellation Date
42304	TORINO CROCETTA - CRIMEA	02/04/1983	Cancelled(6*)	06/29/2024



# Club Health Assessment for District 108IA1 through May 2025

				Status				Membership						Reports				Finance		LCIF	
Club Number	Club Name	Charter Date						Current Member Count	YTD Members Added	YTD Members Dropped	YTD Net Growth	YTD Net Growth%	Member Count 12 Months Ago	Avg. length of service for dropped members	Months Since Last MMR ***	Yrs. Since Last Officer Report	President Rotation	Vice President Reported ****	Months Since Last Activity Report ***	Account Balance	Donations for current Fiscal Year
				Number of times on status quo within last two years				If below 15 members appears				If net loss is greater than 20% appears			If no report in 3 months appears in	When more than one year appears in	Number of repeat terms	Notes the officers that do not have an active	If no report at 12 months appears in red		
Current Total Clubs Count	YTD New Clubs Count	YTD Cancelled Clubs Count	YTD Net Club Gain	Current Total Members Count	YTD Add	YTD Drop	YTD Net Growth	YTD Net Growth %	Member Count 12 Months Ago	Average Member Count Per Club	% of Clubs with less than 20 members	% No MMR in 3 Months	% No Officer Report in 12 Months	% of Clubs with balance 90+ days	Number of Clubs in Status Quo	% Status Quo Clubs in Financial Suspension	Number of Cancelled Clubs	Average Cancelled Club Age	Members Lost Due to Cancellation	% of Clubs Cancelled for Non-Financial Reasons	
73	0	0	0	2,126	170	100	70	3.40%	2,077	29	32%	19%	0%	0%	0	0%	0	0	0	0%	

\* - P - Priority Club. Cancellation Reasons: 1-Objectives/conduct, 2-Non-active club, 5-Non-existing club, 6-Disbanding, 7-Merger, 8-Financial Suspension, 9-District/Multiple District Dues.

\*\* - Abbreviation: P-President, S-Secretary, T-Treasurer, M-Member Chairperson, VP-First Vice President, MC-Communications Chairperson, SC-Service Chairperson

\*\*\* - Abbreviation: N/R - Never reported using the Lions Clubs website, N/A - Not applicable, No password registered for the Lions Clubs website.

\*\*\*\* - Abbreviation: N - New, IP - Immediate Past, R - Repeat.



# Club Health Assessment for District 108IA2 through May 2025

			Status	Membership							Reports					Finance	LCIF
Club Number	Club Name	Charter Date		Current Member Count	YTD Members Added	YTD Members Dropped	YTD Net Growth	YTD Net Growth%	Member Count 12 Months Ago	Avg. length of service for dropped members	Months Since Last MMR ***	Yrs. Since Last Officer Report	President Rotation	Vice President Reported ****	Months Since Last Activity Report ***	Account Balance	Donations for current Fiscal Year
			Number of times on status quo within last two years	If below 15 members appears					If net loss is greater than 20% appears		If no report in 3 months appears in	When more than one year appears in	Number of repeat terms	Notes the officers that do not have an active	If no report at 12 months appears in red		
Clubs less than two years old																	
179624	Biassa	04/10/2025	Newly Chartered	16	21	5	16	100.00%	0	0	0			M,VP	N/A		
157640	Bosco Marengo Ecolife	04/23/2024	Active	22	2	2	0	0.00%	22	1	0		2	N	2		\$76.59
157655	San Salvatore Monferrato	03/14/2024	Active	36	7	0	7	24.14%	29		0		2	R	2		\$15,991.46
Clubs more than two years old																	
147895	Alessandria Cittadella	08/11/2021	Active(1)	24	2	5	-3	-11.11%	27	5	1		2	S,M,VP,SC	5		\$391.15
Exc Award (06/30/2022)																	
143624	Alessandria Emergency & Rescue	11/19/2020	Active	19	1	3	-2	-9.52%	21	7	6			R	1		\$311.36
Exc Award (06/30/2024)																	
20921	ALESSANDRIA HOST	10/14/1954	Active	74	5	3	2	2.78%	75	17	0			N	0		\$1,701.85
Exc Award (06/30/2016, 06/30/2017, 06/30/2020)																	
58314	ALESSANDRIA MARENGO	05/22/1996	Active	69	5	4	1	1.47%	66	12	1			N	0		\$2,547.62
Exc Award (06/30/2018, 06/30/2020, 06/30/2024)																	
153149	Alessandria Valmadonna Valle delle Grazie	01/06/2023	Active	28	4	1	3	12.00%	25	1	0		None	P,T,VP	0		\$783.37
33726	ALTA VARA AVETO GRAVEGLIA STURLA	04/28/1977	Active	12	0	1	-1	-7.69%	13	28	4		3	M,VP,SC	4		\$157.90
53321	BORGHETTO VALLI BORBERA E SPINTI	06/22/1992	Active	41	1	1	0	0.00%	41	1	0			N	0		\$1,441.89
Exc Award (06/30/2020)																	
137927	Bosco Marengo La Fraschetta	04/08/2019	Active	28	0	2	-2	-6.67%	29	2	3			N	SC	3	\$1,067.55
Exc Award (06/30/2020, 06/30/2021, 06/30/2024)																	
99024	BOSCO MARENGO SANTA CROCE	04/10/2007	Active	45	3	5	-2	-4.26%	47	10	0			N	0		\$3,842.74
Exc Award (06/30/2017, 06/30/2018, 06/30/2024)																	
49415	CASALE MARCHESI DI MONFERRATO	04/19/1989	Active	19	0	1	-1	-5.00%	21	23	4		2	N	M,VP,SC	1	\$6.59
20929	CASALE MONFERRATO HOST	02/18/1966	Active	29	1	8	-7	-19.44%	36	15	6			S,T,M,VP,SC	2		\$185.41
Exc Award (06/30/2020)																	
139582	Castellania Coppi	09/12/2019	Active	29	0	1	-1	-3.33%	31	5	0			N	1		\$2,224.28
Exc Award (06/30/2020, 06/30/2021, 06/30/2024)																	



# Club Health Assessment for District 108IA2 through May 2025

			Status	Membership							Reports					Finance		LCIF
Club Number	Club Name	Charter Date		Current Member Count	YTD Members Added	YTD Members Dropped	YTD Net Growth	YTD Net Growth%	Member Count 12 Months Ago	Avg. length of service for dropped members	Months Since Last MMR ***	Yrs. Since Last Officer Report	President Rotation	Vice President Reported ****	Months Since Last Activity Report ***	Account Balance	Donations for current Fiscal Year	
			Number of times on status quo within last two years	If below 15 members appears					If net loss is greater than 20% appears			If no report in 3 months appears in	When more than one year appears in	Number of repeat terms	Notes the officers that do not have an active	If no report at 12 months appears in red		
110932	CASTELNUOVO SCRIVIA MATTEO BANDELLO Exc Award (06/30/2023)	04/25/2011	Active	25	1	1	0	0.00%	25	11	1		2	N	0		\$696.66	
49694	CHIAVARI CASTELLO Exc Award (06/30/2024)	06/21/1989	Active	28	1	0	1	3.70%	24		4			N	M,VP	0	\$483.60	
20930	CHIAVARI HOST Exc Award (06/30/2016, 06/30/2022)	03/22/1961	Active	18	1	0	1	5.88%	17		3		2	N	0		\$429.44	
20932	CINQUE TERRE Exc Award (06/30/2018)	11/23/1961	Active	18	0	0	0	0.00%	18		15		2	N	1		\$134.78	
41537	COLLI SPEZZINI Exc Award (06/30/2021, 06/30/2024)	06/16/1982	Active	25	3	2	1	4.17%	24	23	0			N	M	0	\$92.05	
60620	GAVI E COLLINE DEL GAVI Exc Award (06/30/2018, 06/30/2020, 06/30/2024)	04/08/1998	Active	51	4	2	2	4.08%	50	10	0			N	0		\$4,240.47	
45920	GENOVA AEROPORTO SEXTUM Exc Award (06/30/2022)	03/10/1986	Active	15	2	0	2	15.38%	13		4		2	N	0		\$384.58	
30653	GENOVA ALBARO Exc Award (06/30/2022)	04/30/1975	Active	26	0	2	-2	-7.14%	29	18	1			IP	M	11	\$363.48	
59455	GENOVA ALTA VAL POLCEVERA Exc Award (06/30/2018, 06/30/2022)	05/02/1997	Active	20	0	1	-1	-4.76%	21	16	5			R	3		\$6.59	
56232	GENOVA ANDREA D'ORIA	11/11/1994	Active	30	3	5	-2	-6.25%	35	15	1			R	1		\$1,512.93	
97162	GENOVA DIAMANTE Exc Award (06/30/2016, 06/30/2018, 06/30/2020)	05/19/2006	Active	24	2	2	0	0.00%	24	1	1			N	0		\$800.12	
53987	GENOVA DUCALE	01/18/1993	Cancelled(6*)	0	0	0	0	0.00%	12		0	1	None		P,S,T,M,VP SC	12		
119688	Genova Giuseppe Mazzini Exc Award (06/30/2020)	06/18/2013	Active	9	0	0	0	0.00%	10		11	1	None		P,S,T,M,VP SC	7	\$49.32	
43374	GENOVA GUGLIELMO EMBRIACO	01/24/1984	Active	20	0	0	0	0.00%	22		11		None		P,T,M,VP,SC	3	\$6.59	
20936	GENOVA HOST Exc Award (06/30/2018)	03/11/1954	Active	18	1	0	1	5.88%	18		0		3	R	2		\$221.59	



# Club Health Assessment for District 108IA2 through May 2025

			Status	Membership							Reports					Finance	LCIF	
Club Number	Club Name	Charter Date		Current Member Count	YTD Members Added	YTD Members Dropped	YTD Net Growth	YTD Net Growth%	Member Count 12 Months Ago	Avg. length of service for dropped members	Months Since Last MMR ***	Yrs. Since Last Officer Report	President Rotation	Vice President Reported ****	Months Since Last Activity Report ***	Account Balance	Donations for current Fiscal Year	
			Number of times on status quo within last two years	If below 15 members appears				If net loss is greater than 20% appears			If no report in 3 months appears in	When more than one year appears in	Number of repeat terms	Notes the officers that do not have an active	If no report at 12 months appears in red			
55653	GENOVA I FORTI	05/06/1994	Active(1)	10	2	0	2	25.00%	8		3			N	M,SC	4		\$6.59
137865	Genova Insieme	04/17/2019	Active	47	0	0	0	0.00%	47		0		2	N		1		\$6.59
20937	GENOVA JANUA	07/12/1972	Active	19	0	2	-2	-9.52%	22	26	0			N		4		\$1,376.22
153942	Genova Maestrale	03/24/2023	Active	27	1	3	-2	-6.90%	28	1	5			N		0		\$6.59
	Exc Award (06/30/2024)																	
108236	GENOVA MARE NOSTRUM	05/07/2010	Active	19	0	3	-3	-13.64%	24	6	0			N	SC	0		\$509.79
61426	GENOVA PORTO ANTICO	01/22/1999	Active	27	4	4	0	0.00%	20	9	2			N		0		\$306.59
	Exc Award (06/30/2024)																	
29644	GENOVA SAMPIERDARENA	07/15/1974	Active	34	7	0	7	25.93%	29		1			R		0		\$1,198.76
	Exc Award (06/30/2020, 06/30/2021)																	
118805	GENOVA SAN GIOVANNI BATTISTA	02/18/2013	Active	14	1	2	-1	-6.67%	18	8	4				M,VP	15		\$6.59
59395	GENOVA SAN LORENZO	04/22/1997	Active(1)	11	0	2	-2	-15.38%	11	29	1	1	None		P,S,T,M,VP SC	N/A		\$6.59
101528	GENOVA SANTA LUCIA	03/04/2008	Cancelled(6*)	0	0	0	0	0.00%	5		11	2	None		P,S,T,M,VP SC	12		
63529	GENOVA SANT'AGATA ALTA VALBISAGNO	08/15/2000	Active	15	0	1	-1	-6.25%	16	41	0		2	N		1		\$6.59
	Exc Award (06/30/2017, 06/30/2020, 06/30/2024)																	
47357	GENOVA STURLA LA MAONA	05/21/1987	Active	19	0	1	-1	-5.00%	20	7	7			N		0		\$6.59
	Exc Award (06/30/2020)																	
133819	Genova Water for Life	02/08/2018	Active	21	0	1	-1	-4.55%	18	6	0		4	N		0		\$169.32
	Exc Award (06/30/2023, 06/30/2024)																	
20927	GOLFO PARADISO	10/14/1969	Active	19	0	2	-2	-9.52%	21	6	7		2	N		1		\$341.47
	Exc Award (06/30/2018, 06/30/2024)																	
105514	LAVAGNA VALFONTANABUONA "OLTRE"	06/11/2009	Active	12	0	1	-1	-7.69%	13	5	0			N		1		\$6.59
	Exc Award (06/30/2019, 06/30/2020, 06/30/2024)																	
150864	Luni	05/16/2022	Active	33	1	3	-2	-5.71%	34	7	0			N	M	1		\$433.88
	Exc Award (06/30/2024)																	
149731	Mornese-Oltregiogo e Alto Monferrato Orientale	01/26/2022	Active	20	1	0	1	5.26%	19		5			N		0		\$454.03
20938	NERVI	10/26/1960	Active	27	1	1	0	0.00%	27	1	4			N	SC	0		\$220.24



# Club Health Assessment for District 108IA2 through May 2025

			Status	Membership							Reports					Finance	LCIF
Club Number	Club Name	Charter Date		Current Member Count	YTD Members Added	YTD Members Dropped	YTD Net Growth	YTD Net Growth%	Member Count 12 Months Ago	Avg. length of service for dropped members	Months Since Last MMR ***	Yrs. Since Last Officer Report	President Rotation	Vice President Reported ****	Months Since Last Activity Report ***	Account Balance	Donations for current Fiscal Year
			Number of times on status quo within last two years	If below 15 members appears				If net loss is greater than 20% appears			If no report in 3 months appears in	When more than one year appears in	Number of repeat terms	Notes the officers that do not have appears in an active	If no report at 12 months red		
20945	NOVI LIGURE	03/31/1955	Active	48	0	4	-4	-7.69%	53	24	1			N	1		\$1,115.16
	Exc Award (06/30/2018, 06/30/2020, 06/30/2022)																
56003	OVADA	07/10/1994	Active	34	1	1	0	0.00%	35	3	3			N	0	T,SC	\$712.45
	Exc Award (06/30/2022)																
20947	PEGLI	12/03/1956	Active	22	0	0	0	0.00%	23		11			N	3	M	\$940.92
	Exc Award (06/30/2020, 06/30/2024)																
122461	Portovenere Torre Scola	06/17/2014	Active	9	0	0	0	0.00%	9		0	1	None		13	P,S,T,M,VP SC	\$6.59
	Exc Award (06/30/2021)																
111045	POZZOLO FORMIGARO	05/17/2011	Active	18	2	1	1	5.88%	17	3	9		None		6	P,T,M,VP,SC	\$80.34
	Exc Award (06/30/2018, 06/30/2019, 06/30/2020)																
20955	RAPALLO HOST	04/03/1955	Active	51	4	3	1	2.00%	51	27	0			N	2	M,SC	\$306.59
	Exc Award (06/30/2017)																
134766	Rapallo Torre Civica	05/16/2018	Active(3)	11	0	1	-1	-8.33%	12	7	2			IP	13	M,SC	\$6.59
119521	ROVERANO	06/03/2013	Active	23	2	1	1	4.55%	22	2	1			N	5		\$578.47
	Exc Award (06/30/2016, 06/30/2021, 06/30/2022)																
55028	SAN MICHELE DI PAGANA TIGULLIO IMPR.	11/01/1993	Active	21	0	3	-3	-12.50%	23	13	1			R	0	M	\$150.75
	Exc Award (06/30/2018, 06/30/2020, 06/30/2022)																
78617	SANTA CROCE	03/26/2004	Active	11	0	1	-1	-8.33%	12	3	1			N	0	SC	\$6.59
30516	SANTA MARGHERITA LIGURE-PORTOFINO	04/08/1975	Active	27	9	1	8	42.11%	19	1	0				10	T,M,VP,SC	\$317.11
20954	SESTRI LEVANTE	11/02/1956	Active	49	8	1	7	16.67%	43	4	0		2	N	0		\$581.80
	Exc Award (06/30/2022, 06/30/2024)																
48163	TORTONA CASTELLO	02/22/1988	Active	39	2	1	1	2.63%	38	2	0			R	1		\$466.54
	Exc Award (06/30/2019, 06/30/2020, 06/30/2022)																
132328	Tortona Duomo	07/28/2017	Active	18	0	1	-1	-5.26%	20	7	0			N	0		\$762.32
	Exc Award (06/30/2019, 06/30/2021)																
20956	TORTONA HOST	03/05/1957	Active	37	1	3	-2	-5.13%	34	14	1				4	T,M,VP	\$995.67
	Exc Award (06/30/2024)																
33728	VAL CERRINA	04/20/1977	Active	50	2	0	2	4.17%	48		3			N	1	SC	\$1,124.99



## Club Health Assessment for District 108IA2 through May 2025

			Status	Membership						Reports					Finance	LCIF	
Club Number	Club Name	Charter Date		Current Member Count	YTD Members Added	YTD Members Dropped	YTD Net Growth	YTD Net Growth%	Member Count 12 Months Ago	Avg. length of service for dropped members	Months Since Last MMR ***	Yrs. Since Last Officer Report	President Rotation	Vice President Reported ****	Months Since Last Activity Report ***	Account Balance	Donations for current Fiscal Year
			Number of times on status quo within last two years	If below 15 members appears				If net loss is greater than 20% appears			If no report in 3 months appears in	When more than one year appears in	Number of repeat terms	Notes the officers that do not have an active	If no report at 12 months appears in red		
Exc Award (06/30/2018, 06/30/2020, 06/30/2025)																	
125705	Valenza Adamas	08/31/2015	Active	24	0	1	-1	-4.00%	25	9	5			N	0		\$99.95
Exc Award (06/30/2018, 06/30/2020, 06/30/2025)																	
20960	VALENZA HOST	05/30/1973	Active	50	5	2	3	6.38%	50	16	0			N	0		\$1,242.82
Exc Award (06/30/2018, 06/30/2020, 06/30/2025)																	
59553	VALLE DEL VARA-BORGHETTO-BRUGNA	05/23/1997	Active	23	2	5	-3	-11.54%	26	4	0			VP	0		\$156.14
Exc Award (06/30/2018, 06/30/2024)																	
35217	VALLE SCRIVIA	03/06/1978	Active	18	0	0	0	0.00%	18		14	1	None	P,S,T,M,VP SC	N/A		\$6.59
82649	VALLI CURONE E GRUE	09/22/2004	Active	19	0	1	-1	-5.00%	21	2	4		2	R	0		\$4,741.85
34042	VARA SUD	06/07/1977	Active	51	4	3	1	2.00%	49	1	0			N	1		\$1,373.04
Exc Award (06/30/2020, 06/30/2021, 06/30/2025)																	
63502	VIGNALE MONFERRATO	08/03/2000	Active	24	3	5	-2	-7.69%	26	11	0			R	SC	0	\$516.84
Exc Award (06/30/2018, 06/30/2021)																	

Clubs Cancelled Previous Fiscal Year – Clubs Cancelled within last 12 months may be reinstated

Club Number	Club Name	Charter Date	Current Status*	Cancellation Date
33443	GENOVA ALTA LE CARAVELLE	03/16/1977	Cancelled(6*)	09/29/2023
138257	Genova Lions For Children	05/22/2019	Cancelled(6*)	08/29/2023

Current Total Clubs Count	YTD New Clubs Count	YTD Cancelled Clubs Count	YTD Net Club Gain	Current Total Members Count	YTD Add	YTD Drop	YTD Net Growth	YTD Net Growth %	Member Count 12 Months Ago	Average Member Count Per Club	% of Clubs with less than 20 members	% No MMR in 3 Months	% No Officer Report in 12 Months	% of Clubs with balance 90+ days	Number of Clubs in Status Quo	% Status Quo Clubs in Financial Suspension	Number of Cancelled Clubs	Average Cancelled Club Age	Members Lost Due to Cancellation	% of Clubs Cancelled for Non-Financial Reasons
69	1	2	-1	1,869	133	122	11	0.59%	1,879	27	36%	38%	6%	3%	0	0%	2	49	0	100%

\* - P - Priority Club. Cancellation Reasons: 1-Objectives/conduct, 2-Non-active club, 5-Non-existing club, 6-Disbanding, 7-Merger, 8-Financial Suspension, 9-District/Multiple District Dues.

\*\* - Abbreviation: P-President, S-Secretary, T-Treasurer, M-Member Chairperson, VP-First Vice President, MC-Communications Chairperson, SC-Service Chairperson

\*\*\* - Abbreviation: N/R - Never reported using the Lions Clubs website, N/A - Not applicable, No password registered for the Lions Clubs website.

\*\*\*\* - Abbreviation: N - New, IP - Immediate Past, R - Repeat.





# Club Health Assessment for District 108IA3 through May 2025

Club Number	Club Name	Charter Date	Status	Membership							Reports					Finance	LCIF
				Current Member Count	YTD Members Added	YTD Members Dropped	YTD Net Growth	YTD Net Growth%	Member Count 12 Months Ago	Avg. length of service for dropped members	Months Since Last MMR ***	Yrs. Since Last Officer Report	President Rotation	Vice President Reported ****	Months Since Last Activity Report ***	Account Balance	Donations for current Fiscal Year
			Number of times on status quo within last two years	If below 15 members appears				If net loss is greater than 20% appears			If no report in 3 months appears	When more than one year appears in	Number of repeat terms	Notes the officers that do not have an active	If no report at 12 months appears in red		
<b>Clubs less than two years old</b>																	
156496	Canelli - Cultura e Solidarietà Piemonte - Liguria	12/04/2023	Active(1)	29	1	5	-4	-12.12%	23	3	1		2	N M	5		
179656	Castagnole delle Lanze	02/05/2025	Active	37	37	0	37	100.00%	0		1			M,VP,SC	2		\$329.91
157783	Riva di Pinerolo - Due Valli Next Generation	04/10/2024	Active	10	0	0	0	0.00%	20		11			N	5		\$317.63
154273	Sanremo - Ufficiali d'Italia - Alpi Marittime Exc Award (06/30/2024)	06/16/2023	Active	26	2	0	2	8.33%	27		0		3	R	2		\$495.07
181658	Viarigi Terre del Ruche' e del Malvasia	05/23/2025	Newly Chartered	21	21	0	21	100.00%	0		0			M,VP,SC	N/A		
<b>Clubs more than two years old</b>																	
108207	ACQUI E COLLINE ACQUESI Exc Award (06/30/2017, 06/30/2018, 06/30/20)	04/27/2010	Active	23	0	1	-1	-4.17%	24	12	8			N	0		\$138.48
20917	ACQUI TERME HOST Exc Award (06/20/2016, 06/30/2017, 06/30/20)	01/28/1955	Active	40	2	1	1	2.56%	39	0	1			N	0		\$2,608.27
93246	AIRASCA NONE Exc Award (06/30/2016, 06/30/2017, 06/30/20)	01/09/2006	Active	28	0	3	-3	-9.68%	30	8	0			N	2		\$2,845.42
20918	ALASSIO BAIA DEL SOLE Exc Award (06/30/2016, 06/30/2023, 06/30/20)	06/13/1956	Active	30	5	0	5	20.00%	25		0			N SC	3	90+ Days	\$1,724.96
20919	ALBA LANGHE Exc Award (06/30/2018)	10/28/1967	Active	17	1	1	0	0.00%	17	6	8		3	VP,SC	0		\$90.17
47981	ALBENGA - VALLE DEL LERRONE - GARLENDIA Exc Award (06/30/2018, 06/30/2020, 06/30/20)	12/30/1987	Active(1)	19	3	1	2	11.76%	17	5	0			M,VP,SC	1		
20920	ALBENGA HOST Exc Award (06/30/2018, 06/30/2020, 06/30/20)	05/19/1969	Active	48	0	0	0	0.00%	46		11			N	0		\$922.37
59659	ALBISSOLA MARINA E ALBISOLA SUPERIORE ALBA Exc Award (06/30/2019, 06/30/2020, 06/30/20)	06/16/1997	Active	27	1	1	0	0.00%	27	2	5			N	0		\$687.02
64141	ANDORA VALLE DEL MERULA Exc Award (06/30/2018, 06/30/2022)	04/16/2001	Active	20	1	2	-1	-4.76%	21	24	7		2	N	6		\$82.59



# Club Health Assessment for District 108IA3 through May 2025

			Status	Membership							Reports					Finance	LCIF	
Club Number	Club Name	Charter Date		Current Member Count	YTD Members Added	YTD Members Dropped	YTD Net Growth	YTD Net Growth%	Member Count 12 Months Ago	Avg. length of service for dropped members	Months Since Last MMR ***	Yrs. Since Last Officer Report	President Rotation	Vice President Reported ****	Months Since Last Activity Report ***	Account Balance	Donations for current Fiscal Year	
			Number of times on status quo within last two years	If below 15 members appears	If net loss is greater than 20% appears					If no report in 3 months appears in	When more than one year appears in	Number of repeat terms	Notes the officers that do not have an active	If no report at 12 months appears in red				
20923	ARENZANO - COGOLETO	01/18/1962	Active	16	2	4	-2	-11.11%	17	5	5			R	M	0		\$308.59
Exc Award (06/30/2016, 06/30/2017, 06/30/2018)																		
29227	ARMA E TAGGIA	04/30/1974	Active	35	1	0	1	2.94%	31		0			N		0		\$1,203.19
Exc Award (06/30/2018, 06/30/2019, 06/30/2020)																		
140242	Asti - Storici Artisti e Presepisti	12/04/2019	Active	37	0	4	-4	-9.76%	39	3	0			N	T	5		\$1,224.15
Exc Award (06/30/2020, 06/30/2022, 06/30/2023)																		
86021	ASTI ALFIERI	03/30/2005	Active	22	0	1	-1	-4.35%	25	14	0			N		1		\$263.43
Exc Award (06/30/2019, 06/30/2020, 06/30/2021)																		
20925	ASTI HOST	01/31/1963	Active	54	1	3	-2	-3.57%	58	36	2			N		1		\$2,540.33
Exc Award (06/30/2020, 06/30/2021, 06/30/2022)																		
65485	BARGE, BAGNOLO P.TE E CAVOUR	06/11/2002	Active	24	1	0	1	4.35%	23		0			N		0		\$276.43
Exc Award (06/30/2017, 06/30/2020, 06/30/2021)																		
45794	BORDIGHERA CAPO NERO HOST	02/07/1986	Active	20	2	0	2	11.11%	18		0			N		0		\$2,463.98
Exc Award (06/30/2017, 06/30/2019)																		
59660	BORDIGHERA OTTO LUOGHI	06/16/1997	Active	41	1	1	0	0.00%	39	1	5			N		0		\$1,987.32
Exc Award (06/30/2023, 06/30/2024)																		
64089	BORGO SAN DALMAZZO BESIMAUDA	03/22/2001	Active	27	1	4	-3	-10.00%	30	6	1			N		0		\$407.34
Exc Award (06/30/2020)																		
47878	BRA DEL ROERO	11/25/1987	Active	13	0	0	0	0.00%	13		1		8	R	SC	2		\$792.00
Exc Award (06/30/2020)																		
30280	BRA HOST	02/27/1975	Active	66	1	0	1	1.54%	65		0			N		0		\$2,553.31
Exc Award (06/30/2017, 06/30/2018, 06/30/2019)																		
61382	BUSCA E VALLI	12/29/1998	Active	36	3	1	2	5.88%	34	3	1			N		1		\$206.14
Exc Award (06/30/2018, 06/30/2019, 06/30/2020)																		
50236	CANALE ROERO	02/26/1990	Active	59	3	7	-4	-6.35%	63	24	1				VP	0		\$1,873.84
Exc Award (06/30/2017)																		
102045	CARIGNANO VILLASTELLONE	05/07/2008	Active	27	2	3	-1	-3.57%	28	12	2		2	R		1		\$643.66
Exc Award (06/30/2018, 06/30/2020, 06/30/2021)																		




# Club Health Assessment for District 108IA3 through May 2025

			Status	Membership							Reports					Finance		LCIF
Club Number	Club Name	Charter Date		Current Member Count	YTD Members Added	YTD Members Dropped	YTD Net Growth	YTD Net Growth%	Member Count 12 Months Ago	Avg. length of service for dropped members	Months Since Last MMR ***	Yrs. Since Last Officer Report	President Rotation	Vice President Reported ****	Months Since Last Activity Report ***	Account Balance	Donations for current Fiscal Year	
			Number of times on status quo within last two years	If below 15 members appears					If net loss is greater than 20% appears		If no report in 3 months appears in	When more than one year appears in	Number of repeat terms	Notes the officers that do not have an active	If no report at 12 months appears in red			
28059	CARMAGNOLA	02/26/1974	Active	51	5	0	5	10.87%	46		0			N	0	90+ Days	\$2,380.12	
Exc Award (06/30/2016, 06/30/2017, 06/30/2018)																		
76083	CARRU' - DOGLIANI	06/30/2003	Active	23	1	0	1	4.55%	24		1			N	1			
Exc Award (06/30/2017)																		
97009	CASTELNUOVO DON BOSCO, ALTO ASTIGIANO	04/26/2006	Active	27	2	5	-3	-10.00%	29	8	0			R	0		\$3,092.40	
Exc Award (06/30/2017, 06/30/2018, 06/30/2019)																		
108238	CHERASCO	05/10/2010	Active	28	3	0	3	12.00%	26		1			N	0		\$2,181.85	
Exc Award (06/30/2016, 06/30/2017, 06/30/2018)																		
41365	CHIERI	05/04/1982	Active	20	2	1	1	5.26%	21	42	5		2	R	1		\$123.89	
Exc Award (06/30/2020, 06/30/2021)																		
63090	CORTEMILIA E VALLI	04/21/2000	Active	18	1	1	0	0.00%	18	3	8		4	VP	1		\$166.73	
Exc Award (06/30/2023)																		
97198	COSTIGLIOLE D'ASTI	05/30/2006	Active	26	1	11	-10	-27.78%	37	8	1			R	0		\$221.19	
Exc Award (06/30/2021, 06/30/2022, 06/30/2023)																		
20933	CUNEO	01/15/1962	Active	32	3	0	3	10.34%	33		0			N	0			
40029	DIANO MARINA HOST	06/09/1981	Active	23	0	2	-2	-8.00%	25	21	0			N	3		\$539.95	
Exc Award (06/30/2018, 06/30/2024)																		
20935	FINALE LIGURE-LOANO-PIETRA	12/16/1964	Active	16	0	0	0	0.00%	17		11			VP	12		\$226.00	
Exc Award (06/30/2021, 06/30/2022)																		
53995	FOSSANO E PROVINCIA GRANDA	01/21/1993	Active	24	3	0	3	14.29%	21		2			N	0		\$573.63	
Exc Award (06/30/2016, 06/30/2019, 06/30/2020)																		
20940	IMPERIA HOST	06/10/1957	Active	46	2	2	0	0.00%	46	22	0			N	4		\$247.78	
Exc Award (06/30/2021)																		
55323	IMPERIA LA TORRE	02/22/1994	Active	36	2	3	-1	-2.70%	37	13	0			N	0		\$1,149.34	
Exc Award (06/30/2018, 06/30/2024)																		
58263	LOANO DORIA	05/13/1996	Active	35	0	1	-1	-2.78%	36	47	7			N	0		\$1,093.11	
Exc Award (06/30/2019, 06/30/2020, 06/30/2021)																		
59130	LUSERNA SAN GIOVANNI - TORRE PELLICE	02/12/1997	Active	29	2	0	2	7.41%	28		0			N	0		\$290.01	
														M				



# Club Health Assessment for District 108IA3 through May 2025

			Status	Membership							Reports					Finance	LCIF
Club Number	Club Name	Charter Date		Current Member Count	YTD Members Added	YTD Members Dropped	YTD Net Growth	YTD Net Growth%	Member Count 12 Months Ago	Avg. length of service for dropped members	Months Since Last MMR ***	Yrs. Since Last Officer Report	President Rotation	Vice President Reported ****	Months Since Last Activity Report ***	Account Balance	Donations for current Fiscal Year
			Number of times on status quo within last two years	If below 15 members appears				If net loss is greater than 20% appears			If no report in 3 months appears in	When more than one year appears in	Number of repeat terms		Notes the officers that do not have an active	If no report at 12 months appears in red	
Exc Award (06/30/2023)																	
59339	MONCALVO ALERAMICA	04/07/1997	Active	34	0	6	-6	-15.00%	36	4	0			N	1		\$1,689.61
Exc Award (06/30/2021, 06/30/2022, 06/30/2023)																	
20942	MONDOVI' MONREGALESE	02/04/1970	Active	37	2	1	1	2.78%	38	0	0			N	T	0	\$971.80
Exc Award (06/30/2016, 06/30/2017, 06/30/2023)																	
45292	NAVA ALPI MARITTIME	07/25/1985	Active	14	0	0	0	0.00%	14		13		5	N		7	\$243.74
20943	NIZZA MONFERRATO - CANELLI	11/21/1959	Active(1)	55	6	3	3	5.77%	52	34	1			N		1	\$1,137.13
Exc Award (06/30/2018, 06/30/2021, 06/30/2023)																	
20949	PINEROLESE HOST	03/02/1971	Active	55	3	1	2	3.77%	55	1	1			N		1	\$226.00
Exc Award (06/30/2018)																	
64308	PINEROLO ACAJA	05/21/2001	Active	40	1	1	0	0.00%	40	1	0			N		0	\$2,106.43
Exc Award (06/30/2018, 06/30/2022, 06/30/2023)																	
58113	POIRINO - SANTENA	04/15/1996	Active	18	1	2	-1	-5.26%	19	7	0			N	M	0	\$704.66
Exc Award (06/30/2016, 06/30/2017, 06/30/2023)																	
102260	RACCONIGI	06/04/2008	Active	27	4	0	4	17.39%	24		1		2	R	M	4	\$264.70
Exc Award (06/30/2016, 06/30/2018, 06/30/2023)																	
99209	RIVA SANTO STEFANO GOLFO DELLE TORRI	05/29/2007	Active	11	0	1	-1	-8.33%	14	14	3			R	M	5	\$548.93
Exc Award (06/30/2018, 06/30/2021, 06/30/2023)																	
20951	SALUZZO - SAVIGLIANO	05/29/1963	Active	46	2	6	-4	-8.00%	47	7	0			N		2	90+ Days \$2,824.64
Exc Award (06/30/2019, 06/30/2024)																	
20952	SANREMO HOST	05/14/1955	Active	57	6	2	4	7.55%	53	10	0			N		0	\$3,064.16
Exc Award (06/30/2017, 06/30/2019, 06/30/2023)																	
47982	SANREMO MATUTIA	12/30/1987	Active	28	5	1	4	16.67%	24	8	0			N		0	\$1,555.06
Exc Award (06/30/2018, 06/30/2022)																	
58073	SANTO STEFANO BELBO VALLE BELBO	04/01/1996	Active	32	0	2	-2	-5.88%	34	13	2			N	SC	1	\$1,257.70
Exc Award (06/30/2021, 06/30/2022, 06/30/2023)																	
20953	SAVONA HOST	05/26/1954	Active	25	0	2	-2	-7.41%	26	10	4				VP,SC	5	
64310	SAVONA PRIAMAR	05/15/2001	Active	23	0	1	-1	-4.17%	25	2	0			N		3	



## Club Health Assessment for District 108IA3 through May 2025

					Membership						Reports						Finance		LCIF	
Club Number	Club Name	Charter Date			Current Member Count	YTD Members Added	YTD Members Dropped	YTD Net Growth	YTD Net Growth%	Member Count 12 Months Ago	Avg. length of service for dropped members	Months Since Last MMR ***	Yrs. Since Last Officer Report	President Rotation	Vice President Reported ****	Months Since Last Activity Report ***	Account Balance	Donations for current Fiscal Year		
			Number of times on status quo within last two years		If below 15 members appears				If net loss is greater than 20% appears			If no report in 3 months appears in	When more than one year appears in	Number of repeat terms		Notes the officers that do not have an active	If no report at 12 months appears in red			
Exc Award (06/30/2022, 06/30/2023, 06/30/20			Active	33	3	1	2	6.45%	31	57	0				N	0		\$556.76		
39067	SAVONA TORRETTA	11/05/1980																		
Exc Award (06/30/2018, 06/30/2019, 06/30/20			Active	29	2	2	0	0.00%	29	15	1				N	2		\$1,063.00		
64149	SCARNAFIGI PIANA DEL VARAITA	04/16/2001																		
Exc Award (06/30/2016, 06/30/2017, 06/30/20			Active	27	2	3	-1	-3.57%	27	11	0				N	SC	0	\$9,179.17		
48667	SPOTORNO NOLI BERGEGGI VEZZI PORTIO	06/01/1988																		
Exc Award (06/30/2018, 06/30/2023, 06/30/20			Active	27	3	2	1	3.85%	26	4	0				N	2		\$788.48		
66784	VADO LIGURE - QUILIANO VADA SABATIA	11/05/2002																		
Exc Award (06/30/2016, 06/30/2018, 06/30/20			Active	25	3	0	3	13.64%	21		0				N	1		\$1,024.23		
33873	VALBORMIDA	05/06/1977																		
Exc Award (06/30/2016, 06/30/2017, 06/30/20			Active	30	3	1	2	7.14%	28	23	4			None	N	P	2	\$273.72		
20962	VARAZZE-CELLE LIGURE	05/09/1963																		
Exc Award (06/30/2017, 06/30/2020, 06/30/20			Active	39	0	2	-2	-4.88%	42	1	0				N	0		\$732.20		
20963	VENTIMIGLIA	06/25/1963																		
Exc Award (06/30/2017, 06/30/2018, 06/30/20			Active	46	1	3	-2	-4.17%	54	24	4				N	VP	1	\$1,791.62		
54257	VILLANOVA D'ASTI	03/22/1993																		
Exc Award (06/30/2017, 06/30/2020, 06/30/20																				
Current Total Clubs Count	YTD New Clubs Count	YTD Cancelled Clubs Count	YTD Net Club Gain	Current Total Members Count	YTD Add	YTD Drop	YTD Net Growth	YTD Net Growth %	Member Count 12 Months Ago	Average Member Count Per Club	% of Clubs with less than 20 members	% No MMR in 3 Months	% No Officer Report in 12 Months	% of Clubs with balance 90+ days	Number of Clubs in Status Quo	% Status Quo Clubs in Financial Suspension	Number of Cancelled Clubs	Average Cancelled Club Age	Members Lost Due to Cancellation	% of Clubs Cancelled for Non-Financial Reasons
66	2	0	2	2,044	166	112	54	2.71%	2,002	31	15%	26%	0%	5%	0	0%	0	0	0	0%

\* - P - Priority Club. Cancellation Reasons: 1-Objectives/conduct, 2-Non-active club, 5-Non-existing club, 6-Disbanding, 7-Merger, 8-Financial Suspension, 9-District/Multiple District Dues.

\*\* - Abbreviation: P-President, S-Secretary, T-Treasurer, M-Member Chairperson, VP-First Vice President, MC-Communications Chairperson, SC-Service Chairperson

\*\*\* - Abbreviation: N/R - Never reported using the Lions Clubs website, N/A - Not applicable, No password registered for the Lions Clubs website.

\*\*\*\* - Abbreviation: N - New, IP - Immediate Past, R - Repeat.



# Club Health Assessment for District 108IB1 through May 2025

			Status	Membership							Reports					Finance	LCIF
Club Number	Club Name	Charter Date		Current Member Count	YTD Members Added	YTD Members Dropped	YTD Net Growth	YTD Net Growth%	Member Count 12 Months Ago	Avg. length of service for dropped members	Months Since Last MMR ***	Yrs. Since Last Officer Report	President Rotation	Vice President Reported ****	Months Since Last Activity Report ***	Account Balance	Donations for current Fiscal Year
			Number of times on status quo within last two years	If below 15 members appears					If net loss is greater than 20% appears		If no report in 3 months appears in	When more than one year appears in	Number of repeat terms	Notes the officers that do not have an active	If no report at 12 months appears in red		
Clubs less than two years old																	
157565	Appiano Gentile	02/29/2024	Active	20	2	2	0	0.00%	20	1	1		2	N	M	1	\$5,796.63
178867	Gallarate Avatar in Salute	10/25/2024	Active	18	24	6	18	100.00%	0	7	0			N	M	2	\$33.17
154404	Gerenzano Basso Varesotto	06/14/2023	Active(2)	18	6	9	-3	-14.29%	21	1	0		3	N	M	0	\$22.11
180164	Lombardia Villoresi Arte Design Cultura	01/20/2025	Active	30	30	0	30	100.00%	0		2				M,VP,SC	1	\$33.17
171573	VALLI - CULTURA - FILOSOFIA	05/13/2024	Active	20	4	9	-5	-20.00%	23	1	1		2	N		0	\$22.11
Clubs more than two years old																	
129675	Arcore Borromeo	12/29/2016	Active	16	2	1	1	6.67%	15	8	6		2		M,VP,SC	2	\$1,112.96
116107	BELLAGIO-BELLAXIO	02/17/2012	Active	23	0	0	0	0.00%	26		10			N		3	\$342.74
20969	BORMIO	06/29/1971	Active	26	2	1	1	4.00%	25	23	0			R		2	\$342.74
Exc Award (06/30/2016)																	
30445	BRIANZA COLLI	03/21/1975	Active	20	1	0	1	5.26%	19		5				M,VP,SC	5	\$22.11
20971	BRIANZA HOST	06/25/1965	Active	21	0	0	0	0.00%	21		13			N		0	\$1,066.34
30832	BUSTO ARSIZIO BRAMANTESCO	05/28/1975	Active	16	0	0	0	0.00%	16		14			N	P,M,VP,SC	1	\$22.11
39898	BUSTO ARSIZIO EUROPA CISALPINO	05/18/1981	Active	24	1	0	1	4.35%	23		7			N		1	\$72.11
Exc Award (06/30/2018, 06/30/2023)																	
20973	BUSTO ARSIZIO HOST	11/08/1954	Active	42	4	5	-1	-2.33%	43	28	0				M,VP,SC	0	\$2,272.26
53261	BUSTO ARSIZIO LOMBARDIA	06/08/1992	Active	15	0	0	0	0.00%	14		11		12	R		6	\$799.47
130975	Busto Arsizio Onda Rossa	05/31/2017	Active	12	0	0	0	0.00%	15		11			R		1	\$243.23
20974	CAMPIONE D'ITALIA	12/18/1966	Active	37	0	0	0	0.00%	36		7			N		6	\$6,926.08
33874	CANONICA LAMBRO	05/12/1977	Active	18	1	1	0	0.00%	18	2	0		3	R		2	\$105.03
Exc Award (06/30/2023)																	
20975	CANTU' MARIANO COMENSE	05/25/1966	Active	23	2	1	1	4.55%	22	0	5			N		3	\$178.84
122100	Capiago Intimiano	05/07/2014	Active(1)	10	22	12	10	100.00%	0	3	2		3	N	M	0	\$105.03
Exc Award (06/30/2016)																	



# Club Health Assessment for District 108IB1 through May 2025

			Status	Membership							Reports					Finance	LCIF
Club Number	Club Name	Charter Date		Current Member Count	YTD Members Added	YTD Members Dropped	YTD Net Growth	YTD Net Growth%	Member Count 12 Months Ago	Avg. length of service for dropped members	Months Since Last MMR ***	Yrs. Since Last Officer Report	President Rotation	Vice President Reported ****	Months Since Last Activity Report ***	Account Balance	Donations for current Fiscal Year
			Number of times on status quo within last two years	If below 15 members appears				If net loss is greater than 20% appears			If no report in 3 months appears in	When more than one year appears in	Number of repeat terms	Notes the officers that do not have an active	If no report at 12 months appears in red		
135151	Carate Brianza Cavalieri	06/22/2018	Active(1)	15	1	6	-5	-25.00%	26	3	0		4	M,VP,SC	5		\$22.11
	Exc Award (06/30/2020, 06/30/2021, 06/30/2022)																
49944	CASTELLANZA MALPENSA	11/07/1989	Active	26	0	0	0	0.00%	26		1			N	3		\$1,282.82
	Exc Award (06/30/2017, 06/30/2022)																
46482	CASTELLO BRIANZA LAGHI	07/28/1986	Active	17	0	2	-2	-10.53%	19	28	1			N	M	1	\$121.62
98933	CERNOBBIO	04/02/2007	Active	17	0	3	-3	-15.00%	21	9	6			N		0	\$1,068.25
116152	CESANO MADERNO BORROMEO	02/22/2012	Active	56	4	1	3	5.66%	56	8	0			N		0	\$1,726.88
	Exc Award (06/30/2023, 06/30/2024)																
20979	CHIAVENNA	03/22/1957	Active	27	0	0	0	0.00%	27		1			N	M,SC	1	\$1,802.28
118724	COLICO	02/11/2013	Active	20	3	0	3	17.65%	17		0		2	R		1	\$22.11
146158	Como - Insubria Zampe Nel Cuore RS	05/10/2021	Active(1)	23	24	1	23	100.00%	0	3	1			N		0	
20983	COMO HOST	10/11/1953	Active	22	1	13	-12	-35.29%	34	4	3			N		6	\$405.03
32433	COMO LARIANO	06/23/1976	Active(1)	27	1	1	0	0.00%	28	34	0			N		0	\$2,529.82
48961	COMO PLINIO IL GIOVANE	10/18/1988	Active	28	0	0	0	0.00%	29		1			N		0	\$1,672.35
	Exc Award (06/30/2023)																
20987	DESIO	04/20/1970	Active	30	4	3	1	3.45%	29	4	2		2	N		0	\$1,082.22
	Exc Award (06/30/2024)																
20988	ERBA	04/29/1969	Active	31	0	1	-1	-3.13%	33	58	0			N		0	\$22.11
20989	GALLARATE HOST	09/03/1956	Active	45	0	0	0	0.00%	48		11		2	N		2	\$22.11
115940	GALLARATE INSUBRIA	02/08/2012	Active	19	3	0	3	18.75%	20		1			N	M,SC	1	\$3,921.59
43375	GALLARATE SEPRIO	01/24/1984	Active	20	0	0	0	0.00%	20		20				M,VP	5	\$22.11
67506	GAVIRATE	03/24/2003	Active	21	0	0	0	0.00%	21		3			R		0	\$1,892.91
	Exc Award (06/30/2024)																
20990	GORLA VALLE OLONA	03/22/1965	Active(1)	19	0	2	-2	-9.52%	21	22	4			N		4	\$326.11
140356	GRANDATE ELEFThERIA	12/04/2019	Active	16	11	3	8	100.00%	7	1	0			R		10	\$204.54
100396	INSUBRIA FOR PETS	10/19/2007	Active(1)	5	15	10	5	100.00%	0	5	3				M,VP,SC	2	\$232.18





# Club Health Assessment for District 108IB1 through May 2025

Club Number	Club Name	Charter Date	Status	Membership							Reports					Finance	LCIF
				Current Member Count	YTD Members Added	YTD Members Dropped	YTD Net Growth	YTD Net Growth%	Member Count 12 Months Ago	Avg. length of service for dropped members	Months Since Last MMR ***	Yrs. Since Last Officer Report	President Rotation	Vice President Reported ****	Months Since Last Activity Report ***	Account Balance	Donations for current Fiscal Year
			Number of times on status quo within last two years	If below 15 members appears				If net loss is greater than 20% appears			If no report in 3 months appears in	When more than one year appears in	Number of repeat terms	Notes the officers that do not have an active	If no report at 12 months appears in red		
146181	INSUBRIA GOLF	05/13/2021	Active(1)	14	16	2	14	100.00%	0	5	0			N	0		\$254.29
37435	LAVENO MOMBELLO SANTA CATERINA DEL SASSO	07/24/1979	Active(1)	14	7	3	4	40.00%	10	6	0		5	M,VP,SC	2		\$22.11
20991	LECCO HOST	03/16/1955	Active	42	0	0	0	0.00%	44		0			N	0		\$193.48
	Exc Award (06/30/2016, 06/30/2023, 06/30/20																
56911	LECCO SAN NICOLO'	05/12/1995	Active	24	0	1	-1	-4.00%	24	18	2			N	0		\$22.11
40899	LEGNANO CARROCCIO	02/18/1982	Active	34	3	3	0	0.00%	36	1	0			N	1		\$1,152.98
57302	LEGNANO CASTELLO LE ROBINIE	08/28/1995	Active	27	1	0	1	3.85%	26		1			N	0		\$540.16
20992	LEGNANO HOST	05/31/1955	Active	55	1	3	-2	-3.51%	58	16	0			N	1		\$1,344.40
120935	LEGNANO RESCALDINA SEMPIONE	12/19/2013	Active	31	5	32	-27	-46.55%	62	5	0			R	0		\$11,070.30
	Exc Award (06/30/2016, 06/30/2017, 06/30/20																
134921	Lissone	05/29/2018	Active(1)	35	3	7	-4	-10.26%	40	3	1			N	0		\$5,343.01
154097	Livigno	05/02/2023	Active	21	1	1	0	0.00%	21	9	0			M,VP,SC	4		\$497.52
134344	LOMBARDIA CAVALIERI SAN MAURIZIO	04/23/2018	Active(2)	5	0	0	0	0.00%	6		11		3	S,M,VP,SC	5		\$22.11
	Exc Award (06/30/2023)																
149379	Lombardia Digital LD	01/04/2022	Active(1)	26	3	1	2	8.33%	24	2	3			N	2		\$2,191.04
	Exc Award (06/30/2024)																
145382	Lombardia Nord Alert Team	02/26/2021	Active	15	0	2	-2	-11.76%	14	1	1			N	1		\$22.11
134768	LOMBARDIA TRIANGOLO LARIANO	05/16/2018	Active(2)	7	0	6	-6	-46.15%	14	3	6		6	M,VP	5		\$22.11
	Exc Award (06/30/2024)																
60584	LONATE POZZOLO BRUGHIERA	03/30/1998	Active(1)	15	0	0	0	0.00%	16		11			N	7		\$222.11
	Exc Award (06/30/2018)																
20994	LUINO	05/03/1962	Active	44	4	3	1	2.33%	42	24	0			N	5		\$1,852.37
58031	LUVINATE CAMPO DEI FIORI	03/26/1996	Active(1)	20	3	10	-7	-25.93%	28	8	7		2	N	0		\$27.64
	Exc Award (06/30/2022)																
123396	Marchirolo-Valli del Piambello	10/21/2014	Active	21	2	0	2	10.53%	19		1			N	0		\$1,027.14
	Exc Award (06/30/2018, 06/30/2020)																





# Club Health Assessment for District 108IB1 through May 2025

			Status	Membership							Reports					Finance	LCIF
Club Number	Club Name	Charter Date		Current Member Count	YTD Members Added	YTD Members Dropped	YTD Net Growth	YTD Net Growth%	Member Count 12 Months Ago	Avg. length of service for dropped members	Months Since Last MMR ***	Yrs. Since Last Officer Report	President Rotation	Vice President Reported ****	Months Since Last Activity Report ***	Account Balance	Donations for current Fiscal Year
			Number of times on status quo within last two years	If below 15 members appears				If net loss is greater than 20% appears			If no report in 3 months appears in	When more than one year appears in	Number of repeat terms	Notes the officers that do not have an active	If no report at 12 months appears in red		
20998	MENAGGIO CENTRO LAGO COMO	04/08/1959	Active	32	1	4	-3	-8.57%	32	15	2			T,VP	1		\$105.03
20999	MERATE	04/16/1970	Active	21	3	1	2	10.53%	19	17	2			N	5		\$33.17
Exc Award (06/30/2016)																	
33875	MONTICELLO	05/06/1977	Active	34	5	3	2	6.25%	32	25	0			N	6		\$105.03
150811	MONTORFANO L.D.	05/16/2022	Active(2)	9	2	1	1	12.50%	0	3	1		3	VP	1		\$1,038.30
33107	MONZA CORONA FERREA	12/03/1976	Active	33	5	3	2	6.45%	31	25	0			N	0		\$122.11
Exc Award (06/30/2016, 06/30/2017, 06/30/2018)																	
62037	MONZA DUOMO	06/01/1999	Active	25	2	1	1	4.17%	24	25	0			N	1		\$1,121.32
Exc Award (06/30/2016, 06/30/2017, 06/30/2018)																	
21005	MONZA HOST	06/14/1954	Active	38	1	0	1	2.70%	37		4			N	2		\$1,804.96
47522	MONZA PARCO	06/23/1987	Active	28	3	1	2	7.69%	26	27	0			N	0		\$1,979.27
Exc Award (06/30/2017, 06/30/2018, 06/30/2019)																	
57121	MONZA REGINA TEODELINDA	06/28/1995	Active	22	3	2	1	4.76%	22	4	1			R	0		\$588.70
Exc Award (06/30/2016, 06/30/2017, 06/30/2018)																	
31043	MORBEGNO	06/30/1975	Active	37	3	2	1	2.78%	36	31	0		2	R	0		\$4,049.98
Exc Award (06/30/2017)																	
29306	OLGIATE COMASCO	05/15/1974	Active	21	0	3	-3	-12.50%	29	21	0			N	1		\$1,375.91
Exc Award (06/30/2023)																	
130687	Olgiate Olona	04/12/2017	Active	23	1	2	-1	-4.17%	25	4	0			R	0		\$1,077.39
Exc Award (06/30/2022, 06/30/2023)																	
145743	OLONA GREEN WAY	03/22/2021	Active(1)	7	2	4	-2	-22.22%	9	1	2		2	R	0		\$33.17
104126	PARABIAGO GIUSEPPE MAGGIOLINI	12/11/2008	Active	65	11	16	-5	-7.14%	67	4	0			N	1		\$22.11
Exc Award (06/30/2016, 06/30/2018, 06/30/2019)																	
45795	PARABIAGO HOST	02/27/1986	Active	33	0	0	0	0.00%	33		7			N	0		\$492.31
20967	RIVIERA DEL LARIO	06/28/1960	Active	21	1	3	-2	-8.70%	24	47	1		2	N	8		\$22.11
101916	SAN FERMO DELLA BATTAGLIA	05/02/2008	Active	9	5	1	4	80.00%	5	1	8		2	R	8		\$105.03
54362	SAN GIORGIO SU LEGNANO	04/19/1993	Active	17	1	2	-1	-5.56%	18	7	1			N	0		\$193.48




# Club Health Assessment for District 108IB1 through May 2025

			Status	Membership							Reports					Finance	LCIF	
Club Number	Club Name	Charter Date		Current Member Count	YTD Members Added	YTD Members Dropped	YTD Net Growth	YTD Net Growth%	Member Count 12 Months Ago	Avg. length of service for dropped members	Months Since Last MMR ***	Yrs. Since Last Officer Report	President Rotation	Vice President Reported ****	Months Since Last Activity Report ***	Account Balance	Donations for current Fiscal Year	
			Number of times on status quo within last two years	If below 15 members appears					If net loss is greater than 20% appears			If no report in 3 months appears in	When more than one year appears in	Number of repeat terms	Notes the officers that do not have an active	If no report at 12 months appears in red		
116500	SAN VITTORE OLONA Exc Award (06/30/2023)	04/02/2012	Active(1)	13	1	0	1	8.33%	11		7			N	1		\$22.11	
53729	SARONNO DEL TEATRO Exc Award (06/30/2018, 06/30/2023)	10/15/1992	Active	13	1	2	-1	-7.14%	14	22	3			N	2		\$335.57	
21014	SARONNO HOST SOLIDALIA Exc Award (06/30/2019, 06/30/2023)	01/30/1962	Active(2)	38	0	5	-5	-11.63%	43	14	0			N	1		\$234.51	
89104	SARONNO INSUBRIA Exc Award (06/30/2017, 06/30/2023, 06/30/2020)	08/15/2005	Active(2)	28	2	1	1	3.70%	0	19	4			N	0		\$490.99	
127406	Seregno Aid	05/06/2016	Active	21	0	0	0	0.00%	21		23			N	0		\$22.11	
36651	SEREGNO BRIANZA	02/28/1979	Active	16	0	2	-2	-11.11%	18	5	2			N	2		\$237.71	
21017	SESTO CALENDE SOMMA LOMBARDO HOST	05/10/1968	Active	25	0	4	-4	-13.79%	29	13	4			R S	4		\$22.11	
59340	SOLBIATE ARNO VALLE ARNO Exc Award (06/30/2017)	04/07/1997	Active	9	0	0	0	0.00%	10		11			N	1		\$22.11	
122853	Somma Lombardo Castello Visconti di San Vito Exc Award (06/30/2018)	08/04/2014	Active	36	6	0	6	20.00%	28		0			N	5		\$143.73	
21015	SONDRIO HOST	12/15/1956	Active	24	2	2	0	0.00%	24	21	0			N	4		\$588.45	
53262	SONDRIO MASEGRA Exc Award (06/30/2018)	06/08/1992	Active	33	2	3	-1	-2.94%	35	33	0			M,VP	0		\$1,154.78	
42565	TELLINO Exc Award (06/30/2024)	04/04/1983	Active	26	1	4	-3	-10.34%	29	11	0			N	0		\$1,185.36	
30836	TRADATE SEPRIO	05/19/1975	Active	49	4	4	0	0.00%	49	11	0			N	1		\$1,041.89	
39637	VAL SAN MARTINO	03/24/1981	Active	22	0	0	0	0.00%	21		10			N	0		\$206.48	
32545	VALSASSINA	06/21/1976	Active	26	2	0	2	8.33%	24		0			N	0		\$22.11	
47844	VARESE CITTA' GIARDINO	11/11/1987	Active	42	5	1	4	10.53%	38	34	0			N	0		\$542.35	
35794	VARESE EUROPA Exc Award (06/30/2022)	06/26/1978	Active	28	3	3	0	0.00%	28	4	5			N	1		\$7,983.34	
48164	VARESE EUROPAE CIVITAS	02/23/1988	Active	38	8	1	7	22.58%	31	38	0			N	0		\$357.27	



## Club Health Assessment for District 108IB1 through May 2025

			Status		Membership						Reports					Finance		LCIF		
Club Number	Club Name	Charter Date			Current Member Count	YTD Members Added	YTD Members Dropped	YTD Net Growth	YTD Net Growth%	Member Count 12 Months Ago	Avg. length of service for dropped members	Months Since Last MMR ***	Yrs. Since Last Officer Report	President Rotation	Vice President Reported ****	Months Since Last Activity Report ***	Account Balance	Donations for current Fiscal Year		
			Number of times on status quo within last two years		If below 15 members appears				If net loss is greater than 20% appears			If no report in 3 months appears in	When more than one year appears in	Number of repeat terms		Notes the officers that do not have an active	If no report at 12 months appears in red			
21023	VARESE HOST	05/13/1955	Active		32	2	3	-1	-3.03%	33	10	0			N	VP	0		\$1,474.02	
Exc Award (06/30/2023, 06/30/2024)																				
125795	Varese Insubria	09/14/2015	Active		72	11	0	11	18.03%	62		0			N		0		\$6,192.06	
39195	VARESE PREALPI	12/15/1980	Active		28	0	1	-1	-3.45%	29	19	2		2	R		0		\$3,768.65	
21024	VARESE SETTE LAGHI	05/25/1973	Active		31	1	5	-4	-11.43%	36	13	1				VP,SC	1		\$33.17	
40647	VARESE VARISIUM	12/14/1981	Active		31	3	1	2	6.90%	29	7	0			N		5		\$549.06	
29645	VIMERCATE	07/15/1974	Active(1)		22	0	3	-3	-12.00%	26	5	1			N		0		\$1,579.79	
Exc Award (06/30/2017, 06/30/2022, 06/30/20																				
Current Total Clubs Count	YTD New Clubs Count	YTD Cancelled Clubs Count	YTD Net Club Gain	Current Total Members Count	YTD Add	YTD Drop	YTD Net Growth	YTD Net Growth %	Member Count 12 Months Ago	Average Member Count Per Club	% of Clubs with less than 20 members	% No MMR in 3 Months	% No Officer Report in 12 Months	% of Clubs with balance 90+ days	Number of Clubs in Status Quo	% Status Quo Clubs in Financial Suspension	Number of Cancelled Clubs	Average Cancelled Club Age	Members Lost Due to Cancellation	% of Clubs Cancelled for Non-Financial Reasons
99	2	0	2	2,521	320	261	59	2.40%	2,460	25	29%	33%	0%	0%	0	0%	0	0	0	0%

\* - P - Priority Club. Cancellation Reasons: 1-Objectives/conduct, 2-Non-active club, 5-Non-existing club, 6-Disbanding, 7-Merger, 8-Financial Suspension, 9-District/Multiple District Dues.

\*\* - Abbreviation: P-President, S-Secretary, T-Treasurer, M-Member Chairperson, VP-First Vice President, MC-Communications Chairperson, SC-Service Chairperson

\*\*\* - Abbreviation: N/R - Never reported using the Lions Clubs website, N/A - Not applicable, No password registered for the Lions Clubs website.

\*\*\*\* - Abbreviation: N - New, IP - Immediate Past, R - Repeat.



# Club Health Assessment for District 108IB2 through May 2025

			Status	Membership							Reports					Finance		LCIF
Club Number	Club Name	Charter Date		Current Member Count	YTD Members Added	YTD Members Dropped	YTD Net Growth	YTD Net Growth%	Member Count 12 Months Ago	Avg. length of service for dropped members	Months Since Last MMR ***	Yrs. Since Last Officer Report	President Rotation	Vice President Reported ****	Months Since Last Activity Report ***	Account Balance	Donations for current Fiscal Year	
			Number of times on status quo within last two years	If below 15 members appears				If net loss is greater than 20% appears			If no report in 3 months appears in	When more than one year appears in	Number of repeat terms	Notes the officers that do not have an active	If no report at 12 months appears in red			
Clubs less than two years old																		
171300	Brescia Team Life	05/06/2024	Active	26	0	1	-1	-3.70%	27	1	3		2	N	2			
154733	Gussago Franciacorta	06/12/2023	Active	3	1	25	-24	-88.89%	28	3	0			VP,SC	13			
172171	Lonato del Garda	06/25/2024	Active	29	2	0	2	7.41%	0		6		3	M,VP,SC	N/A		\$150.00	
Clubs more than two years old																		
30478	BASSA BRESCIANA Exc Award (06/30/2023)	03/31/1975	Active	26	1	0	1	4.00%	25		7			N	0			
115772	BERGAMO CITTA' DEI MILLE Exc Award (06/30/2016, 06/30/2017)	02/14/2012	Active	16	0	0	0	0.00%	17		11			N	10		\$920.93	
34125	BERGAMO COLLEONI Exc Award (06/30/2023)	06/20/1977	Active	12	3	2	1	9.09%	9	4	2		3	N	0		\$409.43	
20968	BERGAMO HOST Exc Award (06/30/2017)	02/10/1953	Active	56	5	3	2	3.70%	54	10	0		2	R	7		\$2,689.16	
48028	BERGAMO LE MURA	01/06/1988	Active	22	0	2	-2	-8.33%	24	5	3			N	0		\$675.52	
34543	BERGAMO SAN MARCO Exc Award (06/30/2023)	10/11/1977	Active	34	1	1	0	0.00%	35	37	3		2	N	16		\$4,369.99	
58583	BERGAMO SANT'ALESSANDRO	07/16/1996	Active	23	0	1	-1	-4.17%	24	12	8			N	11		\$348.42	
47984	BRESCIA CAPITOLIUM Exc Award (06/30/2022)	12/28/1987	Active	26	0	0	0	0.00%	26		13		2	N	5		\$812.66	
37128	BRESCIA CIDNEO Exc Award (06/30/2023)	05/21/1979	Active	52	15	1	14	36.84%	39	47	2			R	6		\$2,165.37	
20970	BRESCIA HOST	12/04/1956	Active(1)	48	0	2	-2	-4.00%	49	32	1			N	1		\$2,643.64	
20972	BRESCIA LEONESSA DIECI GIORNATE	01/30/1973	Active	18	0	2	-2	-10.00%	20	48	1			N	24+			
129317	Brescia Loggia Lodoiga Exc Award (06/30/2023)	11/08/2016	Active	28	1	2	-1	-3.45%	29	5	0		2	N	1	90+ Days		
51108	BRESCIA VITTORIA ALATA Exc Award (06/30/2023)	12/06/1990	Active	42	2	1	1	2.44%	41	19	0			N	24+		\$243.79	



# Club Health Assessment for District 108IB2 through May 2025

			Status	Membership							Reports					Finance		LCIF
Club Number	Club Name	Charter Date		Current Member Count	YTD Members Added	YTD Members Dropped	YTD Net Growth	YTD Net Growth%	Member Count 12 Months Ago	Avg. length of service for dropped members	Months Since Last MMR ***	Yrs. Since Last Officer Report	President Rotation	Vice President Reported ****	Months Since Last Activity Report ***	Account Balance	Donations for current Fiscal Year	
			Number of times on status quo within last two years	If below 15 members appears					If net loss is greater than 20% appears			If no report in 3 months appears in	When more than one year appears in	Number of repeat terms	Notes the officers that do not have an active	If no report at 12 months appears in red		
49868	CASTIGLIONE DELLE STIVIERE Exc Award (06/30/2023)	09/27/1989	Active	9	0	1	-1	-10.00%	7	9	1		2	N	SC	N/A		
38814	CHIARI LE QUADRE Exc Award (06/30/2023)	07/08/1980	Active	28	1	1	0	0.00%	30	17	2			N		0		\$836.18
142993	Chiese Colli Storici	09/23/2020	Active	17	0	3	-3	-15.00%	20	24	4			N	M	3		\$285.50
39896	CITTA' DI CLUSONE E VALLE SERIANA SUPERIORE Exc Award (06/30/2017, 06/30/2023)	05/07/1981	Active	59	2	5	-3	-4.84%	61	14	0		2	R		0		\$518.05
109776	CITTA' DI DALMINE	12/03/2010	Active	19	4	4	0	0.00%	20	3	0		7		M,VP,SC	11	90+ Days	
101409	CLISIS BRIXIA Exc Award (06/30/2017)	03/28/2008	Active	13	0	0	0	0.00%	13		13		2	R		18		\$81.26
57648	COLLEBEATO Exc Award (06/30/2017, 06/30/2024)	12/27/1995	Active	33	5	1	4	13.79%	31	1	0		2	N		0		\$2,126.08
20982	COLLI MORENICI Exc Award (06/30/2023)	04/14/1971	Active	38	3	1	2	5.56%	40	3	1			N	SC	0		\$4,958.52
135082	Dello	06/15/2018	Cancelled(6*)	0	0	11	-11	-100.00%	13	4	5		None		P,S,T,M,VP SC	10		\$30.41
20986	DESENZANO HOST ALTA VELOCITÀ Exc Award (06/30/2023)	04/18/1962	Active	24	1	0	1	4.35%	23		7			N		5		\$980.63
42685	DESENZANO LAGO Exc Award (06/30/2017)	05/16/1983	Active	21	0	1	-1	-4.55%	22	35	5			N		13		\$916.38
32376	GARDA OCCIDENTALE	06/07/1976	Active	7	0	1	-1	-12.50%	9	11	8		3	N	M,SC	24+		
51466	GARDA VALTENESI Exc Award (06/30/2023)	03/26/1991	Active	13	2	2	0	0.00%	13	12	0			N		0		\$331.85
59096	GHEDI DIAVOLI ROSSI Exc Award (06/30/2024)	02/07/1997	Active	26	3	1	2	8.33%	22	17	0			N	M	0		\$2,234.73
45293	LOVERE	07/05/1985	Active	11	0	1	-1	-8.33%	12	33	11		3	R		12		
107741	MANTOVA ANDREA MANTEGNA Exc Award (06/30/2019, 06/30/2023)	03/11/2010	Active	10	0	0	0	0.00%	13		10		2	R	M,VP	10		\$81.26



# Club Health Assessment for District 108IB2 through May 2025

			Status	Membership							Reports					Finance	LCIF	
Club Number	Club Name	Charter Date		Current Member Count	YTD Members Added	YTD Members Dropped	YTD Net Growth	YTD Net Growth%	Member Count 12 Months Ago	Avg. length of service for dropped members	Months Since Last MMR ***	Yrs. Since Last Officer Report	President Rotation	Vice President Reported ****	Months Since Last Activity Report ***	Account Balance	Donations for current Fiscal Year	
			Number of times on status quo within last two years	If below 15 members appears					If net loss is greater than 20% appears			If no report in 3 months appears in	When more than one year appears in	Number of repeat terms	Notes the officers that do not have an active	If no report at 12 months appears in red		
47986	MANTOVA BARBARA GONZAGA Exc Award (06/30/2023)	12/30/1987	Active	13	0	0	0	0.00%	13		10			N	M,SC	N/A		
41366	MANTOVA DUCALE Exc Award (06/30/2017)	05/13/1982	Active	20	0	3	-3	-13.04%	23	26	0			N	M,SC	13		\$142.21
20995	MANTOVA HOST Exc Award (06/30/2017)	03/03/1956	Active	44	3	1	2	4.76%	42	15	0		2	R	SC	0		\$890.45
82562	MANTOVA TERRE MATILDICHE Exc Award (06/30/2023)	06/08/2004	Active	22	0	1	-1	-4.35%	23	6	0			N	SC	1		\$1,007.52
29387	MONTORFANO FRANCIACORTA Exc Award (06/30/2023, 06/30/2024)	05/29/1974	Active	26	0	1	-1	-3.70%	26	17	3			N		5		\$515.46
116636	ORZINUOVI ROCCA SAN GIORGIO Exc Award (06/30/2023)	04/24/2012	Active	14	0	1	-1	-6.67%	13	13	0			N	S,M,SC	6		\$415.04
21007	OSTIGLIA	06/18/1971	Active	31	3	1	2	6.90%	29	3	1		2	R		4		\$350.46
34218	PADANIA	06/26/1977	Active	19	0	0	0	0.00%	21		8			N		0		\$575.01
21008	PALAZZOLO SULL'OGGIO	04/15/1965	Active	27	2	2	0	0.00%	29	2	1			N		0		\$1,127.04
56992	PONTE SAN PIETRO ISOLA	05/31/1995	Active	17	0	0	0	0.00%	17		0			R		17		\$2,308.47
66697	REZZATO GIUSEPPE ZANARDELLI Exc Award (06/30/2019, 06/30/2024)	10/21/2002	Active	13	2	2	0	0.00%	13	5	0			N		0		\$348.48
102259	ROMANO DI LOMBARDIA Exc Award (06/30/2023)	06/06/2008	Active	33	3	4	-1	-2.94%	34	11	0			N		2		\$1,380.48
124984	Rovato "Il Moretto" Exc Award (06/30/2018, 06/30/2023)	06/05/2015	Active	17	0	2	-2	-10.53%	19	9	5			R		0		\$1,617.27
59661	SABBIONETA NOVA CIVITAS Exc Award (06/30/2023)	06/09/1997	Active	15	0	0	0	0.00%	15		12		2	N		12		\$373.82
122605	SARNICO E FRANCIACORTA Exc Award (06/30/2023)	06/27/2014	Active	25	8	5	3	13.64%	22	14	0			R	SC	0		\$147.29
37170	SEBINO	05/29/1979	Active	16	0	0	0	0.00%	15		7			N	SC	0		\$147.29



# Club Health Assessment for District 108IB2 through May 2025

			Status	Membership							Reports					Finance		LCIF
Club Number	Club Name	Charter Date		Current Member Count	YTD Members Added	YTD Members Dropped	YTD Net Growth	YTD Net Growth%	Member Count 12 Months Ago	Avg. length of service for dropped members	Months Since Last MMR ***	Yrs. Since Last Officer Report	President Rotation	Vice President Reported ****	Months Since Last Activity Report ***	Account Balance	Donations for current Fiscal Year	
			Number of times on status quo within last two years	If below 15 members appears				If net loss is greater than 20% appears			If no report in 3 months appears in	When more than one year appears in	Number of repeat terms	Notes the officers that do not have an active	If no report at 12 months appears in red			
Exc Award (06/30/2023)																		
58584	SIRMIONE	07/16/1996	Active	18	0	1	-1	-5.26%	19	31	1			N	SC	0	\$1,274.27	
Exc Award (06/30/2024)																		
53899	TREVIGLIO FULCHERIA	12/14/1992	Active	16	1	0	1	6.67%	16		6			N	S,SC	8	\$347.41	
21019	TREVIGLIO HOST	03/30/1967	Active	25	3	3	0	0.00%	25	17	2			N		0	\$1,721.30	
40530	TREZZO SULL'ADDA	11/17/1981	Cancelled(6*)	0	0	10	-10	-100.00%	10	23	0		None		P,S,T,M,VP SC	18	\$156.07	
102032	VAL CALEPIO VAL CAVALLINA	05/14/2008	Active	21	2	1	1	5.00%	18	1	2		3	R		1		
35793	VALLE BREMBANA	06/08/1978	Active	19	0	1	-1	-5.00%	20	15	1			N		1	\$949.88	
Exc Award (06/30/2023)																		
21020	VALLE CAMONICA	05/23/1966	Active	37	3	3	0	0.00%	41	4	4			N	SC	23	\$103.61	
21021	VALSABBIA	06/26/1968	Active	26	2	5	-3	-10.34%	29	19	0		2	R		18	\$507.91	
Exc Award (06/30/2017, 06/30/2023)																		
38671	VALSERIANA	06/29/1980	Active	19	1	0	1	5.56%	18		0		4		VP	0	90+ Days	
Exc Award (06/30/2023)																		
21022	VALTROMPIA	04/03/1962	Active	49	3	1	2	4.26%	47	39	1			N	T,SC	14	\$826.45	
Exc Award (06/30/2017, 06/30/2023)																		
39897	VIADANA OGLIO PO	05/18/1981	Active	31	2	1	1	3.33%	30	8	1			N	VP,SC	0	\$73.34	
Exc Award (06/30/2023)																		

Clubs Cancelled Previous Fiscal Year – Clubs Cancelled within last 12 months may be reinstated

Club Number				Club Name				Charter Date		Current Status*		Cancellation Date														
128005				Adro e la Franza Curta				06/17/2016		Cancelled(8*)		10/29/2023														
Current Total Clubs Count	YTD New Clubs Count	YTD Cancelled Clubs Count	YTD Net Club Gain	Current Total Members Count	YTD Add	YTD Drop	YTD Net Growth	YTD Net Growth %	Member Count 12 Months Ago	Average Member Count Per Club	% of Clubs with less than 20 members	% No MMR in 3 Months	% No Officer Report in 12 Months	% of Clubs with balance 90+ days	Number of Clubs in Status Quo	% Status Quo Clubs in Financial Suspension	Number of Cancelled Clubs	Average Cancelled Club Age	Members Lost Due to Cancellation	% of Clubs Cancelled for Non-Financial Reasons						
57	0	2	-2	1,402	90	125	-35	-2.44%	1,423	25	42%	40%	0%	5%	0	0%	2	29	21	50%						



Club Health Assessment for District 108IB2 through May 2025

			Status	Membership							Reports					Finance	LCIF
Club Number	Club Name	Charter Date		Current Member Count	YTD Members Added	YTD Members Dropped	YTD Net Growth	YTD Net Growth%	Member Count 12 Months Ago	Avg. length of service for dropped members	Months Since Last MMR ***	Yrs. Since Last Officer Report	President Rotation	Vice President Reported ****	Months Since Last Activity Report ***	Account Balance	Donations for current Fiscal Year
			Number of times on status quo within last two years	If below 15 members appears				If net loss is greater than 20% appears			If no report in 3 months appears in	When more than one year appears in	Number of repeat terms	Notes the officers that do not have an active	If no report at 12 months appears in red		

\* - P - Priority Club. Cancellation Reasons: 1-Objectives/conduct, 2-Non-active club, 5-Non-existing club, 6-Disbanding, 7-Merger, 8-Financial Suspension, 9-District/Multiple District Dues.  
\*\* - Abbreviation: P-President, S-Secretary, T-Treasurer, M-Member Chairperson, VP-First Vice President, MC-Communications Chairperson, SC-Service Chairperson  
\*\*\* - Abbreviation: N/R - Never reported using the Lions Clubs website, N/A - Not applicable, No password registered for the Lions Clubs website.  
\*\*\*\* - Abbreviation: N - New, IP - Immediate Past, R - Repeat.





# Club Health Assessment for District 108IB3 through May 2025

			Status	Membership							Reports					Finance		LCIF
Club Number	Club Name	Charter Date		Current Member Count	YTD Members Added	YTD Members Dropped	YTD Net Growth	YTD Net Growth%	Member Count 12 Months Ago	Avg. length of service for dropped members	Months Since Last MMR ***	Yrs. Since Last Officer Report	President Rotation	Vice President Reported ****	Months Since Last Activity Report ***	Account Balance	Donations for current Fiscal Year	
			Number of times on status quo within last two years	If below 15 members appears					If net loss is greater than 20% appears			If no report in 3 months appears in	When more than one year appears in	Number of repeat terms	Notes the officers that do not have an active	If no report at 12 months appears in red		
Clubs less than two years old																		
156985	Crema Duomo Oltre le Mura	01/30/2024	Active	24	2	5	-3	-11.11%	27	3	0		2	N	0		\$711.00	
Exc Award (06/30/2024)																		
Clubs more than two years old																		
64411	AGER LAUDENSIS NEW CENTURY	06/12/2001	Active	15	0	0	0	0.00%	15		0			VP	6		\$41.00	
60929	BETTOLA VAL NURE	06/23/1998	Active	17	1	1	0	0.00%	19	2	1			N	0		\$405.00	
Exc Award (06/30/2023)																		
44561	BOBBIO	01/04/1985	Active	30	0	0	0	0.00%	30		10			N	6		\$761.21	
Exc Award (06/30/2016)																		
88471	CAMPUS CLUB UNIVERSITAS NOVA	05/30/2005	Active	18	1	3	-2	-10.00%	20	4	0		2	R	2		\$70.00	
Exc Award (06/30/2017, 06/30/2020, 06/30/2024)																		
67675	CASALBUTTANO	04/14/2003	Active(1)	35	1	1	0	0.00%	35	8	0			N	0		\$1,423.46	
Exc Award (06/30/2017, 06/30/2022, 06/30/2024)																		
20976	CASALMAGGIORE	11/20/1972	Active	20	1	0	1	5.26%	20		3			N	1		\$29.00	
45153	CASTEGGIO OLTRE PO PAVESE	06/18/1985	Active	17	0	0	0	0.00%	18		11		3	N	7	SC	\$33.00	
20977	CASTEL SAN GIOVANNI	11/05/1959	Active	31	1	0	1	3.33%	30		1			R	0		\$1,500.50	
Exc Award (06/30/2018)																		
140490	Castelgerundo	12/20/2019	Active	30	6	2	4	15.38%	29	3	4		2	R	3	90+ Days	\$55.00	
Exc Award (06/30/2023, 06/30/2024)																		
88004	CASTELLEONE	05/19/2005	Active	17	0	0	0	0.00%	17		8			N	5		\$115.00	
Exc Award (06/30/2023, 06/30/2024)																		
59662	CERTOSA DI PAVIA	06/16/1997	Active	11	3	0	3	37.50%	8		4			N	7		\$27.50	
130704	Cilavegna Sant'Anna	04/12/2017	Active	26	1	1	0	0.00%	26	14	1			N	1	SC	\$473.00	
Exc Award (06/30/2018, 06/30/2019, 06/30/2024)																		
20981	CODOGNO CASALPUSTERLENGO	05/21/1969	Active	27	1	0	1	3.85%	26		0		2	N	3	M,SC	\$1,980.00	
Exc Award (06/30/2016, 06/30/2023, 06/30/2024)																		
33368	COLLI DI SAN COLOMBANO AL LAMBRO	02/09/1977	Active	10	0	0	0	0.00%	10		17			N	8		\$38.50	



# Club Health Assessment for District 108IB3 through May 2025

			Status	Membership							Reports					Finance	LCIF
Club Number	Club Name	Charter Date		Current Member Count	YTD Members Added	YTD Members Dropped	YTD Net Growth	YTD Net Growth%	Member Count 12 Months Ago	Avg. length of service for dropped members	Months Since Last MMR ***	Yrs. Since Last Officer Report	President Rotation	Vice President Reported ****	Months Since Last Activity Report ***	Account Balance	Donations for current Fiscal Year
			Number of times on status quo within last two years	If below 15 members appears				If net loss is greater than 20% appears			If no report in 3 months appears in	When more than one year appears in	Number of repeat terms	Notes the officers that do not have an active	If no report at 12 months red		
47915	CREMA GERUNDO	12/08/1987	Active	35	2	0	2	6.06%	33		1			N	0		\$3,412.36
Exc Award (06/30/2022, 06/30/2023, 06/30/2024)																	
20984	CREMA HOST	05/07/1957	Active	16	4	0	4	33.33%	14		0		2	N	0		\$447.10
68809	CREMA SERENISSIMA	05/28/2003	Active	18	1	0	1	5.88%	17		8		2	N	5		\$168.00
Exc Award (06/30/2017, 06/30/2018, 06/30/2019)																	
47985	CREMONA DUOMO	12/28/1987	Active	35	2	0	2	6.06%	34		1			N	1		\$191.00
Exc Award (06/30/2019, 06/30/2022, 06/30/2023)																	
61045	CREMONA EUROPEA	07/28/1998	Active	38	4	2	2	5.56%	37	11	0		2	N	SC	0	\$86.00
Exc Award (06/30/2016, 06/30/2018, 06/30/2019)																	
20985	CREMONA HOST	10/31/1956	Active	45	0	0	0	0.00%	45		1			N	SC	0	\$346.00
Exc Award (06/30/2018)																	
153563	Cremona Lido Po	02/21/2023	Active	12	3	1	2	20.00%	12	2	4				M,VP	0	\$55.00
46247	CREMONA STRADIVARI	05/30/1986	Active	36	3	0	3	9.09%	33		4			R	SC	7	\$186.00
56728	GARLASCO HOST LE BOZZOLE	03/28/1995	Active	16	0	1	-1	-5.88%	17	21	0		2	N		5	\$249.73
Exc Award (06/30/2016)																	
60852	GARLASCO LA TORRE	06/04/1998	Active	12	1	0	1	9.09%	11		0		4	R	SC	0	\$279.00
140868	Gravellona La Melagrana	02/03/2020	Active	11	1	0	1	10.00%	9		0		2	R		1	\$55.00
52424	LODI EUROPEA	01/21/1992	Active	29	0	1	-1	-3.33%	30	5	0		8	R		0	\$201.00
Exc Award (06/30/2018, 06/30/2019)																	
20993	LODI HOST	02/12/1959	Active	16	1	1	0	0.00%	16	17	6			R		0	\$195.00
47838	LODI QUADRIFOGLIO	11/11/1987	Active	27	0	3	-3	-10.00%	30	27	2		5	R		1	\$639.15
Exc Award (06/30/2024)																	
47521	LODI TORRIONE	06/23/1987	Active	33	0	1	-1	-2.94%	34	38	0				VP	0	\$2,353.29
Exc Award (06/30/2017)																	
39366	LOMELLINA HOST	01/26/1981	Active(1)	22	3	1	2	10.00%	20	35	3		3		VP	1	\$317.96
88311	LOMELLINA I CASTELLI	05/17/2005	Active	11	0	0	0	0.00%	11		11		9	R		7	\$44.00
108912	LOMELLINA PARCO DEL TICINO	07/13/2010	Active	24	1	2	-1	-4.00%	27	8	2			N	T	6	\$1,000.00



# Club Health Assessment for District 108IB3 through May 2025

			Status	Membership							Reports					Finance		LCIF
Club Number	Club Name	Charter Date		Current Member Count	YTD Members Added	YTD Members Dropped	YTD Net Growth	YTD Net Growth%	Member Count 12 Months Ago	Avg. length of service for dropped members	Months Since Last MMR ***	Yrs. Since Last Officer Report	President Rotation	Vice President Reported ****	Months Since Last Activity Report ***	Account Balance	Donations for current Fiscal Year	
			Number of times on status quo within last two years	If below 15 members appears					If net loss is greater than 20% appears			If no report in 3 months appears in	When more than one year appears in	Number of repeat terms	Notes the officers that do not have an active	If no report at 12 months appears in red		
84410	LOMELLINA RIVA DEL PO	11/10/2004	Active	17	2	0	2	13.33%	18		4			N	4		\$309.00	
Exc Award (06/30/2017, 06/30/2020, 06/30/2025)																		
97217	LUNGO ADDA LODIGIANO	06/30/2006	Active	13	0	0	0	0.00%	13		1		4	R	3		\$399.00	
39899	LUNGOPO LODIGIANO	05/18/1981	Active	18	0	0	0	0.00%	18		1		3	N	1		\$306.00	
62499	MONTU' BECCARIA-LE VIGNE	11/15/1999	Active	24	0	0	0	0.00%	22		11		2	N	6		\$324.00	
Exc Award (06/30/2018)																		
48587	MORTARA SILVABELLA	05/16/1988	Active	31	0	0	0	0.00%	30		11			N	2		\$970.45	
Exc Award (06/30/2024)																		
21006	MORTARA-MEDE HOST	04/21/1966	Active	31	2	3	-1	-3.13%	33	16	1				VP	1	\$590.00	
Exc Award (06/30/2018, 06/30/2022)																		
44865	PANDINO GERA D'ADDA VISCONTEA	04/03/1985	Active	21	0	0	0	0.00%	24		1		3	R	24+		\$270.00	
116835	PANDINO IL CASTELLO	05/17/2012	Active	9	2	4	-2	-18.18%	11	3	0		2	N	M	0	\$276.00	
Exc Award (06/30/2018)																		
36915	PAVESE DEI LONGOBARDI	04/17/1979	Active	18	4	0	4	28.57%	14		4			N	1		\$44.00	
Exc Award (06/30/2018)																		
21009	PAVIA HOST	11/13/1957	Active	45	4	3	1	2.27%	44	7	0			N	0		\$2,202.62	
Exc Award (06/30/2018)																		
47843	PAVIA LE TORRI	11/02/1987	Active	20	1	0	1	5.26%	20		1			N	SC	24+	\$33.00	
Exc Award (06/30/2018, 06/30/2019, 06/30/2020)																		
141497	Pavia Minerva	04/30/2020	Active	13	0	2	-2	-13.33%	15	7	0			N	SC	10	\$27.50	
31479	PAVIA REGISOLE	12/04/1975	Active	31	0	0	0	0.00%	31		4			N	3		\$588.00	
Exc Award (06/30/2023)																		
77380	PAVIA ULTRAPADUM TICINUM NEW CENTURY	06/23/2003	Active	17	0	0	0	0.00%	19		1			N	M,SC	7	\$27.50	
Exc Award (06/30/2017, 06/30/2023)																		
64135	PIACENZA DUCALE	04/18/2001	Active	18	0	0	0	0.00%	17		11				VP	6	\$401.00	
47358	PIACENZA GOTICO	05/19/1987	Active	25	5	4	1	4.17%	24	20	2			N	1		\$98.00	
Exc Award (06/30/2017, 06/30/2018)																		



# Club Health Assessment for District 108IB3 through May 2025

			Status	Membership							Reports					Finance	LCIF
Club Number	Club Name	Charter Date		Current Member Count	YTD Members Added	YTD Members Dropped	YTD Net Growth	YTD Net Growth%	Member Count 12 Months Ago	Avg. length of service for dropped members	Months Since Last MMR ***	Yrs. Since Last Officer Report	President Rotation	Vice President Reported ****	Months Since Last Activity Report ***	Account Balance	Donations for current Fiscal Year
			Number of times on status quo within last two years	If below 15 members appears				If net loss is greater than 20% appears			If no report in 3 months appears in	When more than one year appears in	Number of repeat terms	Notes the officers that do not have an active	If no report at 12 months appears in red		
21010	PIACENZA HOST	06/08/1956	Active	16	0	2	-2	-11.11%	19	23	0		2	N	1		\$242.00
63738	PIACENZA IL FARNESE	11/27/2000	Active	24	0	0	0	0.00%	25		1			N	0		\$280.00
	Exc Award (06/30/2016, 06/30/2018, 06/30/20																
63958	PIACENZA SANT'ANTONINO	02/01/2001	Active	15	0	0	0	0.00%	15		16		2	R	7		\$25.71
100844	PIZZIGHETTONE CITTA' MURATA	12/26/2007	Active	20	0	0	0	0.00%	18		11		6	R	5		\$324.00
64312	RIVALTA VALLI TREBBIA E LURETTA	05/24/2001	Active	23	2	0	2	9.52%	21		1			N	0		\$270.00
	Exc Award (06/30/2024)																
150379	Rivanazzano Terme - Rivoltrepo	04/28/2022	Active	25	2	0	2	8.70%	21		0			R	M,SC	0	\$820.00
	Exc Award (06/30/2023)																
58466	ROBBIO	06/10/1996	Active	26	8	2	6	30.00%	20	0	0		2	N	0		\$415.00
	Exc Award (06/30/2018, 06/30/2023, 06/30/20																
116254	SAN ROCCO AL PORTO E BASSO LODIGIANO	03/13/2012	Active	21	1	5	-4	-16.00%	26	11	0			N	0		\$274.00
	Exc Award (06/30/2017)																
21012	SANT'ANGELO LODIGIANO	04/18/1972	Active	20	3	0	3	17.65%	17		3			N	7		\$44.00
	Exc Award (06/30/2018)																
44757	SONCINO	03/08/1985	Active	16	5	0	5	45.45%	11		1			N	3		\$325.00
	Exc Award (06/30/2016, 06/30/2018, 06/30/20																
36396	SORESINA	12/27/1978	Active	12	0	0	0	0.00%	12		16		7	R	SC	8	\$57.00
21016	STRADELLA-BRONI HOST	01/12/1961	Active	50	8	3	5	11.11%	47	46	1			N	0		\$6,082.43
	Exc Award (06/30/2016, 06/30/2017, 06/30/20																
47787	STRADELLA-BRONI MONTALINO	10/20/1987	Active	51	1	2	-1	-1.92%	54	14	1			N	SC	1	\$1,310.00
	Exc Award (06/30/2016, 06/30/2017, 06/30/20																
121149	Ticinum Via Francigena	01/15/2014	Active	23	1	2	-1	-4.17%	24	8	1			R	2		\$33.00
	Exc Award (06/30/2016, 06/30/2017, 06/30/20																
133795	Torrazzo	04/16/2018	Active	28	7	4	3	12.00%	26	5	0			N	T,M	0	\$55.00
	Exc Award (06/30/2019, 06/30/2021, 06/30/20																
36487	VAL D'ARDA	01/08/1979	Active	28	1	2	-1	-3.45%	28	31	2			R	M,SC	0	\$371.00



## Club Health Assessment for District 108IB3 through May 2025

			Membership								Reports					Finance		LCIF		
Club Number	Club Name	Charter Date		Current Member Count	YTD Members Added	YTD Members Dropped	YTD Net Growth	YTD Net Growth%	Member Count 12 Months Ago	Avg. length of service for dropped members	Months Since Last MMR ***	Yrs. Since Last Officer Report	President Rotation	Vice President Reported ****	Months Since Last Activity Report ***	Account Balance	Donations for current Fiscal Year			
			Number of times on status quo within last two years	If below 15 members appears				If net loss is greater than 20% appears			If no report in 3 months appears in	When more than one year appears in	Number of repeat terms		Notes the officers that do not have an active	If no report at 12 months appears in red				
Exc Award (06/30/2024)														N M	7		\$33.00			
64139	VESCOVATO	04/04/2001	Active	35	4	2	2	6.06%	33	21	0			R	0		\$82.00			
47550	VIGEVANO COLONNE	06/24/1987	Active	12	0	0	0	0.00%	12		11			N	0		\$69.00			
21025	VIGEVANO HOST	02/18/1966	Active	28	0	2	-2	-6.67%	29	25	1			N	0		\$29.00			
Exc Award (06/30/2016, 06/30/2018)														SC	2		\$737.82			
103427	VIGEVANO LE ROBINIE	08/12/2008	Active	10	0	1	-1	-9.09%	11	13	5			N	0		\$358.00			
48376	VIGEVANO SFORZESCO	04/05/1988	Active	16	1	0	1	6.67%	14		1			N	7		\$709.00			
Exc Award (06/30/2018)																	\$1,429.16			
55688	VIGEVANO TICINUM	05/13/1994	Active	24	3	1	2	9.09%	22	16	1			N	0		\$1,780.19			
84020	VOGHERA CASTELLO VISCONTEO	08/13/2004	Active	14	1	0	1	7.69%	13		2			N	2					
Exc Award (06/30/2022)																				
21026	VOGHERA HOST	11/29/1960	Active	36	2	0	2	5.88%	34		0			N	0					
Exc Award (06/30/2018, 06/30/2019, 06/30/20)														VP,SC	2					
48727	VOGHERA LA COLLEGIATA	06/20/1988	Active	24	3	0	3	14.29%	20		2									
Exc Award (06/30/2018, 06/30/2024)																				
Current Total Clubs Count	YTD New Clubs Count	YTD Cancelled Clubs Count	YTD Net Club Gain	Current Total Members Count	YTD Add	YTD Drop	YTD Net Growth	YTD Net Growth %	Member Count 12 Months Ago	Average Member Count Per Club	% of Clubs with less than 20 members	% No MMR in 3 Months	% No Officer Report in 12 Months	% of Clubs with balance 90+ days	Number of Clubs in Status Quo	% Status Quo Clubs in Financial Suspension	Number of Cancelled Clubs	Average Cancelled Club Age	Members Lost Due to Cancellation	% of Clubs Cancelled for Non-Financial Reasons
74	0	0	0	1,712	117	70	47	2.82%	1,685	23	42%	34%	0%	1%	0	0%	0	0	0	0%

\* - P - Priority Club. Cancellation Reasons: 1-Objectives/conduct, 2-Non-active club, 5-Non-existing club, 6-Disbanding, 7-Merger, 8-Financial Suspension, 9-District/Multiple District Dues.

\*\* - Abbreviation: P-President, S-Secretary, T-Treasurer, M-Member Chairperson, VP-First Vice President, MC-Communications Chairperson, SC-Service Chairperson

\*\*\* - Abbreviation: N/R - Never reported using the Lions Clubs website, N/A - Not applicable, No password registered for the Lions Clubs website.

\*\*\*\* - Abbreviation: N - New, IP - Immediate Past, R - Repeat.



# Club Health Assessment for District 108IB4 through May 2025

			Status	Membership							Reports					Finance		LCIF
Club Number	Club Name	Charter Date		Current Member Count	YTD Members Added	YTD Members Dropped	YTD Net Growth	YTD Net Growth%	Member Count 12 Months Ago	Avg. length of service for dropped members	Months Since Last MMR ***	Yrs. Since Last Officer Report	President Rotation	Vice President Reported ****	Months Since Last Activity Report ***	Account Balance	Donations for current Fiscal Year	
			Number of times on status quo within last two years	If below 15 members appears				If net loss is greater than 20% appears			If no report in 3 months appears in	When more than one year appears in	Number of repeat terms	Notes the officers that do not have an active	If no report at 12 months appears in red			
Clubs less than two years old																		
181316	Milano Anilda Sandro Piras	03/18/2025	Newly Chartered	20	20	0	20	100.00%	0		2			M,VP,SC	N/A			
158052	Milano Legalità e Società Civile	04/10/2024	Active	22	1	1	0	0.00%	20	4	0		2	N M	4		\$105.33	
179222	Milano Missione Sport	10/29/2024	Active	29	29	0	29	100.00%	0		3			N	2		\$155.33	
177658	Milano Ovest	09/05/2024	Active	39	39	0	39	100.00%	0		1			N	5		\$3,605.11	
181742	Milano Salute e Società	04/14/2025	Newly Chartered	23	23	0	23	100.00%	0		0		2	VP,SC	N/R			
Clubs more than two years old																		
36486	ABBIATEGRASSO	01/08/1979	Active	24	4	3	1	4.35%	23	4	4			N	0		\$770.69	
	Exc Award (06/30/2024)																	
20996	ADDA MILANESE	03/04/1970	Active	25	4	0	4	19.05%	21		2			N	1		\$2,453.33	
	Exc Award (06/30/2024)																	
32017	BOLLATE LE GROANE	04/05/1976	Active	17	1	2	-1	-5.56%	17	49	0			N	0		\$1,231.44	
	Exc Award (06/30/2024)																	
78342	BRUGHERIO I TRE RE	02/26/2004	Active	10	0	2	-2	-16.67%	12	2	0		2	N M	0		\$105.33	
102167	CASSANO D'ADDA	06/05/2008	Active	12	0	0	0	0.00%	13		2			N	10		\$242.64	
	Exc Award (06/30/2018)																	
49051	CASSINA DE' PECCHI E VIGNATE	11/30/1988	Active	15	0	1	-1	-6.25%	18	9	3			IP	7		\$1,103.57	
	Exc Award (06/30/2018)																	
53106	CERNUSCO SUL NAVIGLIO E PIOTTELLO	05/18/1992	Active	26	0	2	-2	-7.14%	30	11	1			N	1		\$2,176.85	
	Exc Award (06/30/2023)																	
20980	CINISELLO BALSAMO	02/07/1966	Active	33	2	1	1	3.13%	32	9	1			N	0		\$2,239.01	
	Exc Award (06/30/2023)																	
62844	COLOGNO MONZESE MEDIO LAMBRO	03/10/2000	Active	15	0	1	-1	-6.25%	16	21	8		2	N	4	90+ Days	\$105.33	
28200	CORSICO	03/19/1974	Active	19	5	2	3	18.75%	16	26	0			N	1		\$1,093.95	
	Exc Award (06/30/2023)																	
37639	EST MILANO	10/31/1979	Active	12	0	4	-4	-25.00%	16	10	1			R	0		\$2,163.98	



# Club Health Assessment for District 108IB4 through May 2025

			Status	Membership							Reports					Finance	LCIF
Club Number	Club Name	Charter Date		Current Member Count	YTD Members Added	YTD Members Dropped	YTD Net Growth	YTD Net Growth%	Member Count 12 Months Ago	Avg. length of service for dropped members	Months Since Last MMR ***	Yrs. Since Last Officer Report	President Rotation	Vice President Reported ****	Months Since Last Activity Report ***	Account Balance	Donations for current Fiscal Year
			Number of times on status quo within last two years	If below 15 members appears				If net loss is greater than 20% appears			If no report in 3 months appears in	When more than one year appears in	Number of repeat terms	Notes the officers that do not have an active	If no report at 12 months appears in red		
117519	GORGONZOLA	08/07/2012	Active(2)	11	0	0	0	0.00%	0		11		None	P,S,T,M,VP SC	24+	90+ Days	\$105.33
99979	INZAGO	08/01/2007	Active	37	0	0	0	0.00%	38		1			N	0		\$2,481.97
Exc Award (06/30/2019, 06/30/2020, 06/30/2024)																	
43770	LAINATE	04/25/1984	Active	37	0	3	-3	-7.50%	38	2	0		2	R	5		\$1,272.46
Exc Award (06/30/2024)																	
45706	MAGENTA	01/08/1986	Active(1)	24	19	2	17	242.86%	4	1	0	1	None	P,S,T,M,VP SC	24+		\$105.33
20997	MELEGNANO	04/09/1973	Active	29	1	0	1	3.57%	27		0			N	1		\$267.38
Exc Award (06/30/2022)																	
36825	MILANO AI CENACOLI	03/30/1979	Active	14	1	7	-6	-30.00%	21	32	2			R	5		\$699.28
151082	Milano Alla Rotonda della Besana	06/29/2022	Active(1)	13	0	2	-2	-13.33%	15	4	1			N	24+		\$122.14
21002	MILANO ALLA SCALA	11/27/1962	Active	22	3	4	-1	-4.35%	23	15	2		2	N	0		\$2,465.86
87929	MILANO ALL'ARCO DELLA PACE	04/28/2005	Active(1)	19	0	0	0	0.00%	19		2			N	2		\$1,647.34
Exc Award (06/30/2023)																	
21000	MILANO AMBROSIANO	05/23/1972	Active(1)	18	1	3	-2	-10.00%	20	17	0		None	P,M,VP,SC	5	90+ Days	\$384.15
33729	MILANO BORROMEO	04/20/1977	Active	26	0	3	-3	-10.34%	27	12	0			N	14		\$636.03
Exc Award (06/30/2023, 06/30/2024)																	
44459	MILANO BRAMANTE CINQUE GIORNATE	12/04/1984	Active	30	3	7	-4	-11.76%	37	12	0			VP	4		\$766.72
Exc Award (06/30/2018)																	
32107	MILANO BRERA	04/15/1976	Active	30	2	1	1	3.45%	29	35	0			N	0		\$1,278.52
Exc Award (06/30/2019, 06/30/2020, 06/30/2024)																	
44371	MILANO C. PORTA SAN BABILA	11/26/1984	Active	38	1	3	-2	-5.00%	40	25	0			N	0		\$691.69
130855	Milano Casa Della Lirica	05/04/2017	Active	34	13	3	10	41.67%	23	5	3			N	0		\$2,185.24
127394	Milano Colonne Di San Lorenzo	04/26/2016	Active	23	4	7	-3	-11.54%	26	6	0			N	0		\$978.25
Exc Award (06/30/2023, 06/30/2024)																	
28152	MILANO DUOMO	03/12/1974	Active	21	0	0	0	0.00%	21		8			N	13		\$427.19
49052	MILANO GALLERIA	11/30/1988	Active	45	5	3	2	4.65%	42	13	0			VP	5		\$1,022.70
Exc Award (06/30/2018)																	





## Club Health Assessment for District 108IB4 through May 2025

Club Number	Club Name	Charter Date	Status	Membership							Reports					Finance	LCIF
				Current Member Count	YTD Members Added	YTD Members Dropped	YTD Net Growth	YTD Net Growth%	Member Count 12 Months Ago	Avg. length of service for dropped members	Months Since Last MMR ***	Yrs. Since Last Officer Report	President Rotation	Vice President Reported ****	Months Since Last Activity Report ***	Account Balance	Donations for current Fiscal Year
			Number of times on status quo within last two years	If below 15 members appears				If net loss is greater than 20% appears			If no report in 3 months appears	When more than one year appears in	Number of repeat terms	Notes the officers that do not have an active	If no report at 12 months appears in red		
120479	Milano Golf St. Andrews	10/04/2013	Active	47	4	1	3	6.82%	43	18	1		2	N	5		\$105.33
21001	MILANO HOST	03/28/1951	Active	35	4	4	0	0.00%	38	19	0			N	0		\$938.56
58814	MILANO LOGGIA DEI MERCANTI	11/12/1996	Active	21	3	4	-1	-4.55%	22	9	0			N	1		\$153.39
53868	MILANO METROPOLIS	12/02/1992	Active	24	0	0	0	0.00%	24		1			N	0		\$1,345.57
	Exc Award (06/30/2023)																
52636	MILANO NORD 92	03/10/1992	Active	24	2	2	0	0.00%	24	6	0			N	5		\$2,802.61
	Exc Award (06/30/2022, 06/30/2024)																
44176	MILANO PARCO NORD	07/02/1984	Active	20	11	2	9	81.82%	10	4	0		2	N	1		\$714.15
21003	MILANO SFORZESCO	05/18/1970	Active	16	4	0	4	33.33%	14		1			N	0		\$833.05
	Exc Award (06/30/2023)																
50582	MILANO VIA DELLA SPIGA	05/24/1990	Active(1)	26	1	0	1	4.00%	28		6			N	0	90+ Days	\$1,731.05
40159	PADERNO DUGNANO	06/16/1981	Active	42	5	1	4	10.53%	37	44	2			N	0		\$2,122.14
	Exc Award (06/30/2024)																
67539	PARCO ADDA NORD	03/13/2003	Active	14	1	0	1	7.69%	14		0			N	1		\$480.32
	Exc Award (06/30/2023)																
130211	Rho Fiera	03/08/2017	Active	18	1	5	-4	-18.18%	22	7	0			N	7		\$214.56
21011	RHO HOST	03/24/1970	Active	21	1	0	1	5.00%	20		1			N	0		\$1,105.33
21013	SAN GIULIANO SAN DONATO MILANESE	03/29/1973	Active	11	3	5	-2	-15.38%	14	14	2		3	R	23		\$105.33
30447	SEGRATE-MILANO PORTA ORIENTALE	03/21/1975	Active	27	0	1	-1	-3.57%	26	5	5			N	11		\$1,961.21
	Exc Award (06/30/2024)																
49895	SESTO SAN GIOVANNI CENTRO	10/17/1989	Active(3)	13	1	2	-1	-7.14%	14	19	0			N	14		\$153.39
21018	SESTO SAN GIOVANNI HOST	03/15/1967	Active(1)	12	0	4	-4	-25.00%	16	24	0			N	2		\$267.38
67470	TICINO TORRE DEL BASTO	03/13/2003	Active	18	1	4	-3	-14.29%	20	15	5		2	N	2		\$637.09

Clubs Cancelled Previous Fiscal Year – Clubs Cancelled within last 12 months may be reinstated

Club Number	Club Name	Charter Date	Current Status*	Cancellation Date
-------------	-----------	--------------	-----------------	-------------------





## Club Health Assessment for District 108IB4 through May 2025

Club NumberClub NameCharter Date			Status	Membership							Reports					Finance		LCIF		
				Current Member Count	YTD Members Added	YTD Members Dropped	YTD Net Growth	YTD Net Growth%	Member Count 12 Months Ago	Avg. length of service for dropped members	Months Since Last MMR ***	Yrs. Since Last Officer Report	President Rotation	Vice President Reported ****	Months Since Last Activity Report ***	Account Balance	Donations for current Fiscal Year			
			Number of times on status quo within last two years	If below 15 members appears				If net loss is greater than 20% appears				If no report in 3 months appears in	When more than one year appears in	Number of repeat terms	Notes the officers that do not have an active	If no report at 12 months appears in red				
33566	MILANO ALESSANDRO MANZONI	03/24/1977	Cancelled(6*)	07/29/2023																
47879	MILANO MADONNINA	11/30/1987	Cancelled(8*)	08/29/2023																
Current Total Clubs Count	YTD New Clubs Count	YTD Cancelled Clubs Count	YTD Net Club Gain	Current Total Members Count	YTD Add	YTD Drop	YTD Net Growth	YTD Net Growth %	Member Count 12 Months Ago	Average Member Count Per Club	% of Clubs with less than 20 members	% No MMR in 3 Months	% No Officer Report in 12 Months	% of Clubs with balance 90+ days	Number of Clubs in Status Quo	% Status Quo Clubs in Financial Suspension	Number of Cancelled Clubs	Average Cancelled Club Age	Members Lost Due to Cancellation	% of Clubs Cancelled for Non-Financial Reasons
51	4	0	4	1,201	223	102	121	11.20%	1,070	24	37%	20%	2%	8%	0	0%	0	0	0	0%

\* - P - Priority Club. Cancellation Reasons: 1-Objectives/conduct, 2-Non-active club, 5-Non-existing club, 6-Disbanding, 7-Merger, 8-Financial Suspension, 9-District/Multiple District Dues.

\*\* - Abbreviation: P-President, S-Secretary, T-Treasurer, M-Member Chairperson, VP-First Vice President, MC-Communications Chairperson, SC-Service Chairperson

\*\*\* - Abbreviation: N/R - Never reported using the Lions Clubs website, N/A - Not applicable, No password registered for the Lions Clubs website.

\*\*\*\* - Abbreviation: N - New, IP - Immediate Past, R - Repeat.




# Club Health Assessment for District 108TA1 through May 2025

			Status	Membership							Reports					Finance		LCIF
Club Number	Club Name	Charter Date		Current Member Count	YTD Members Added	YTD Members Dropped	YTD Net Growth	YTD Net Growth%	Member Count 12 Months Ago	Avg. length of service for dropped members	Months Since Last MMR ***	Yrs. Since Last Officer Report	President Rotation	Vice President Reported ****	Months Since Last Activity Report ***	Account Balance	Donations for current Fiscal Year	
			Number of times on status quo within last two years	If below 15 members appears				If net loss is greater than 20% appears			If no report in 3 months appears in	When more than one year appears in	Number of repeat terms	Notes the officers that do not have an active	If no report at 12 months appears in red			
Clubs less than two years old																		
158043	Alto Vicentino Kairos 3D	04/22/2024	Active	24	1	0	1	4.35%	22		2		2	N	0	90+ Days	\$203.77	
154406	Verona Milano Tennisempre	06/23/2023	Active	23	2	1	1	4.55%	22	2	0		3	M,VP	0			
Clubs more than two years old																		
21028	ARCO-RIVA DEL GARDA Exc Award (06/30/2019, 06/30/2023)	05/17/1973	Active	42	5	0	5	13.51%	36		1			N	0		\$1,072.08	
40786	ARZIGNANO Exc Award (06/30/2017, 06/30/2023)	01/05/1982	Active	25	3	0	3	13.64%	23		0			R	M	0		
21030	BASSANO DEL GRAPPA HOST Exc Award (06/30/2017, 06/30/2023)	07/12/1962	Active	52	0	1	-1	-1.89%	53	45	1			VP	1		\$1,793.48	
82251	BASSANO DEL GRAPPA JACOPO DA PONTE Exc Award (06/30/2016, 06/30/2017, 06/30/20)	05/10/2004	Active	51	0	0	0	0.00%	49		5			N	0		\$873.29	
21035	BOLZANO-BOZEN HOST Exc Award (06/30/2016)	04/02/1954	Active	35	5	1	4	12.90%	31	32	3			N	0		\$10.00	
96946	BOZEN BOLZANO ROSENGARTEN Exc Award (06/30/2023, 06/30/2024)	04/18/2006	Active	29	1	3	-2	-6.45%	31	10	1			N	2			
58181	BOZEN-BOLZANO LAURIN	04/22/1996	Active	48	2	3	-1	-2.04%	49	29	1			N	1			
50237	BRESSANONE BRIXEN	02/26/1990	Active	37	2	1	1	2.78%	36	35	1			N	SC	9		
39432	BUSSOLENGO	02/06/1981	Active	34	2	1	1	3.03%	37	27	0			N	0		\$743.06	
21044	CLES Exc Award (06/30/2019, 06/30/2024)	06/04/1964	Active(1)	29	2	2	0	0.00%	29	18	0			N	0		\$2,226.53	
65030	EGNA-NEUMARKT UNTERLAND	02/19/2002	Active(1)	25	0	3	-3	-10.71%	28	13	0			N	N/A		\$780.37	
39290	FIEMME-FASSA	01/07/1981	Active	44	5	0	5	12.82%	39		1			N	0		\$1,478.98	
21056	GARDA BENACUS Exc Award (06/30/2016, 06/30/2024)	02/18/1971	Active	30	2	1	1	3.45%	27	52	0			N	0		\$745.37	
21059	ISOLA DELLA SCALA BOVOLONE Exc Award (06/30/2023, 06/30/2024)	03/08/1969	Active	32	2	2	0	0.00%	34	40	5			N	SC	2	\$1,063.66	




# Club Health Assessment for District 108TA1 through May 2025

			Status	Membership							Reports					Finance	LCIF
Club Number	Club Name	Charter Date		Current Member Count	YTD Members Added	YTD Members Dropped	YTD Net Growth	YTD Net Growth%	Member Count 12 Months Ago	Avg. length of service for dropped members	Months Since Last MMR ***	Yrs. Since Last Officer Report	President Rotation	Vice President Reported ****	Months Since Last Activity Report ***	Account Balance	Donations for current Fiscal Year
			Number of times on status quo within last two years	If below 15 members appears				If net loss is greater than 20% appears			If no report in 3 months appears in	When more than one year appears in	Number of repeat terms	Notes the officers that do not have an active	If no report at 12 months appears in red		
21062	LEGNAGO	04/14/1970	Active	40	4	1	3	8.11%	40	20	0			N	0		\$1,267.94
	Exc Award (06/30/2016)																
39433	LONIGO	02/19/1981	Active(1)	29	0	0	0	0.00%	29		11			N P	19		
	Exc Award (06/30/2016)																
62556	MAROSTICA	12/13/1999	Active	44	1	2	-1	-2.22%	45	17	0			N	0		\$1,099.70
	Exc Award (06/30/2016, 06/30/2017, 06/30/2018)																
55430	MERANO MERAN MAIENSE	03/21/1994	Active	40	2	3	-1	-2.44%	41	6	6		2	VP	3		\$1,036.10
	Exc Award (06/30/2023, 06/30/2024)																
21064	MERANO-MERAN HOST	03/12/1957	Active	53	2	1	1	1.92%	51	39	1			N	0		
	Exc Award (06/30/2018, 06/30/2019)																
118091	MONTECCHIO MAGGIORE	10/22/2012	Active	25	0	0	0	0.00%	25		2		2	R	0		\$310.83
36594	PESCHIERA DEL GARDA	02/21/1979	Active	33	2	3	-1	-2.94%	34	19	2			N	3		\$1,803.56
	Exc Award (06/30/2023)																
64309	ROVERETO FORTUNATO DEPERO	05/23/2001	Active	37	1	2	-1	-2.63%	39	8	1			N	4		
	Exc Award (06/30/2023)																
21082	ROVERETO HOST	03/11/1969	Active	64	5	0	5	8.47%	61		1			N	0		\$2,007.59
	Exc Award (06/30/2016, 06/30/2017, 06/30/2018)																
52248	ROVERETO SAN MARCO	12/02/1991	Active	30	0	0	0	0.00%	30		2			N	0		
21087	SAN BONIFACIO SOAVE	11/19/1963	Active	29	1	0	1	3.57%	26		5			N	0		\$851.41
	Exc Award (06/30/2018, 06/30/2019)																
54535	SAN GIOVANNI LUPATOTO ZEVIO DESTRAADIGE	05/27/1993	Active	18	2	0	2	12.50%	16		2			N M,SC	0		
	Exc Award (06/30/2017, 06/30/2019, 06/30/2020)																
64123	SAN VIGILIO GARDA ORIENTALE	03/30/2001	Active	31	2	0	2	6.90%	29		1			N	13		\$1,119.59
21095	SCHIO	02/20/1963	Active	53	0	1	-1	-1.85%	54	12	0			VP,SC	0		\$927.86
	Exc Award (06/30/2018, 06/30/2019, 06/30/2020)																
54886	STERZING - VIPITENO WIPPTAL	09/20/1993	Active(2)	19	0	0	0	0.00%	19		2			N M	3		
111507	THIENE COLLEONI	06/24/2011	Active	28	3	0	3	12.00%	25		5			N	0		\$672.87



# Club Health Assessment for District 108TA1 through May 2025

			Status	Membership							Reports					Finance	LCIF
Club Number	Club Name	Charter Date		Current Member Count	YTD Members Added	YTD Members Dropped	YTD Net Growth	YTD Net Growth%	Member Count 12 Months Ago	Avg. length of service for dropped members	Months Since Last MMR ***	Yrs. Since Last Officer Report	President Rotation	Vice President Reported ****	Months Since Last Activity Report ***	Account Balance	Donations for current Fiscal Year
			Number of times on status quo within last two years	If below 15 members appears				If net loss is greater than 20% appears			If no report in 3 months appears in	When more than one year appears in	Number of repeat terms	Notes the officers that do not have an active	If no report at 12 months appears in red		
Exc Award (06/30/2018)																	
39715	THIENE HOST	04/17/1981	Active	55	0	1	-1	-1.79%	56	2	7			N	1		\$7,815.60
37171	TIONE-VALLI GIUDICARIE-RENDENA	05/29/1979	Active	34	4	2	2	6.25%	32	20	1			N	5		\$559.80
Exc Award (06/30/2019, 06/30/2024)																	
60365	TRENTO CLESIO	02/13/1998	Active	26	3	6	-3	-10.34%	34	17	0			N	M	0	\$713.77
Exc Award (06/30/2019, 06/30/2023)																	
48343	TRENTO DEL CONCILIO	03/25/1988	Active	46	6	3	3	6.98%	38	15	0			N	0		\$162.05
Exc Award (06/30/2016, 06/30/2017, 06/30/2020)																	
21098	TRENTO HOST	06/05/1956	Active	52	7	8	-1	-1.89%	53	15	3			R	4		\$559.80
Exc Award (06/30/2016)																	
123325	Tridentum	10/09/2014	Active	30	1	0	1	3.45%	31		8			N	6		\$1,036.10
Exc Award (06/30/2017, 06/30/2018)																	
21102	VALDAGNO	06/12/1961	Active	48	1	1	0	0.00%	51	0	0			N	8		
Exc Award (06/30/2017)																	
65110	VALDALPONE	03/12/2002	Active	27	0	2	-2	-6.90%	26	20	2			N	2		\$470.20
Exc Award (06/30/2017, 06/30/2018, 06/30/2020)																	
43645	VALPOLICELLA	03/19/1984	Active	26	3	1	2	8.33%	25	1	5			N	0		\$1,300.81
Exc Award (06/30/2017, 06/30/2023)																	
41678	VALSUGANA	06/28/1982	Active	48	11	4	7	17.07%	42	13	0			N	4		\$1,660.84
Exc Award (06/30/2023, 06/30/2024)																	
82411	VERONA ARENA NEW CENTURY	05/24/2004	Active	21	0	0	0	0.00%	21		7			N	SC	0	\$328.87
Exc Award (06/30/2019, 06/30/2023)																	
21106	VERONA CANGRANDE	03/06/1972	Active	44	1	3	-2	-4.35%	45	22	1			N	5		\$6,470.16
Exc Award (06/30/2017)																	
36397	VERONA CATULLO	12/27/1978	Active	20	0	1	-1	-4.76%	21	45	3			N	M,SC	2	\$1,830.18
Exc Award (06/30/2019)																	
119545	Verona Dante Alighieri	06/05/2013	Active	21	0	0	0	0.00%	21		9			N	SC	2	\$318.78
Exc Award (06/30/2017)																	
51509	VERONA EUROPA	04/01/1991	Active	22	2	4	-2	-8.33%	24	15	6			N	SC	2	\$485.98



# Club Health Assessment for District 108TA1 through May 2025

			Status								Membership								Reports				Finance		LCIF
Club Number	Club Name	Charter Date		Current Member Count	YTD Members Added	YTD Members Dropped	YTD Net Growth	YTD Net Growth%	Member Count 12 Months Ago	Avg. length of service for dropped members	Months Since Last MMR ***	Yrs. Since Last Officer Report	President Rotation	Vice President Reported ****	Months Since Last Activity Report ***	Account Balance	Donations for current Fiscal Year								
			Number of times on status quo within last two years	If below 15 members appears			If net loss is greater than 20% appears				If no report in 3 months appears in	When more than one year appears in	Number of repeat terms	Notes the officers that do not have an active	If no report at 12 months appears in red										
Exc Award (06/30/2019)														N M	0		\$312.15								
65294	VERONA GALLIENO	05/03/2002	Active	26	6	1	5	23.81%	21	12	4			N											
21105	VERONA HOST	01/10/1956	Active	35	2	2	0	0.00%	36	14	1			N	3		\$2,638.22								
Exc Award (06/30/2024)																									
58115	VERONA RE TEODORICO	04/15/1996	Active	31	0	0	0	0.00%	31		13			N	0		\$390.73								
127990	Vicenza - Riviera Berica	06/17/2016	Active	35	1	4	-3	-7.89%	45	7	0		2	R S,M	20										
Exc Award (06/30/2023)																									
21107	VICENZA HOST	12/08/1955	Active(1)	43	0	1	-1	-2.27%	44	23	1			N	5										
65295	VICENZA LA ROTONDA	05/03/2002	Active	26	7	1	6	30.00%	23	0	0		2	N	0		\$235.12								
Exc Award (06/30/2023)																									
39900	VICENZA PALLADIO	05/18/1981	Active	33	0	6	-6	-15.38%	39	12	1			N	3		\$267.27								
Exc Award (06/30/2016, 06/30/2018)																									
35392	VILLAFRANCA DI VERONA	04/17/1978	Active	26	0	0	0	0.00%	30		1			N	0		\$969.89								
Exc Award (06/30/2019)																									
Current Total Clubs Count	YTD New Clubs Count	YTD Cancelled Clubs Count	YTD Net Club Gain	Current Total Members Count	YTD Add	YTD Drop	YTD Net Growth	YTD Net Growth %	Member Count 12 Months Ago	Average Member Count Per Club	% of Clubs with less than 20 members	% No MMR in 3 Months	% No Officer Report in 12 Months	% of Clubs with balance 90+ days	Number of Clubs in Status Quo	% Status Quo Clubs in Financial Suspension	Number of Cancelled Clubs	Average Cancelled Club Age	Members Lost Due to Cancellation	% of Clubs Cancelled for Non-Financial Reasons					
55	0	0	0	1,908	114	83	31	1.65%	1,899	35	4%	31%	0%	2%	0	0%	0	0	0	0%					

\* - P - Priority Club. Cancellation Reasons: 1-Objectives/conduct, 2-Non-active club, 5-Non-existing club, 6-Disbanding, 7-Merger, 8-Financial Suspension, 9-District/Multiple District Dues.

\*\* - Abbreviation: P-President, S-Secretary, T-Treasurer, M-Member Chairperson, VP-First Vice President, MC-Communications Chairperson, SC-Service Chairperson

\*\*\* - Abbreviation: N/R - Never reported using the Lions Clubs website, N/A - Not applicable, No password registered for the Lions Clubs website.

\*\*\*\* - Abbreviation: N - New, IP - Immediate Past, R - Repeat.



# Club Health Assessment for District 108TA2 through May 2025

			Status	Membership							Reports					Finance		LCIF
Club Number	Club Name	Charter Date		Current Member Count	YTD Members Added	YTD Members Dropped	YTD Net Growth	YTD Net Growth%	Member Count 12 Months Ago	Avg. length of service for dropped members	Months Since Last MMR ***	Yrs. Since Last Officer Report	President Rotation	Vice President Reported ****	Months Since Last Activity Report ***	Account Balance	Donations for current Fiscal Year	
			Number of times on status quo within last two years	If below 15 members appears				If net loss is greater than 20% appears			If no report in 3 months appears in	When more than one year appears in	Number of repeat terms	Notes the officers that do not have an active	If no report at 12 months appears in red			
Clubs less than two years old																		
171378	Alpe Adria WellBeing	05/02/2024	Active	19	1	3	-2	-9.52%	20	1	0		2	N	M,SC	2	\$94.34	
157885	Tre Venezie Symposium	04/04/2024	Active(1)	25	0	0	0	0.00%	23		0		2		M,VP	1	\$275.93	
Clubs more than two years old																		
48165	ASOLO PEDEMONTANA DEL GRAPPA Exc Award (06/30/2016, 06/30/2019, 06/30/2021)	02/22/1988	Active	36	0	1	-1	-2.70%	37	2	0			N		0	\$1,205.19	
21031	BELLUNO Exc Award (06/30/2016, 06/30/2021)	03/05/1958	Active	78	1	2	-1	-1.27%	79	54	0			N		2	\$14,188.88	
99211	BRUGNERA PASIANO PRATA Exc Award (06/30/2023)	04/26/2007	Active	18	1	2	-1	-5.26%	19	17	0			N		5	\$385.35	
21076	CADORE DOLOMITI	04/29/1969	Active	27	1	1	0	0.00%	30	2	0			N		0	\$4,007.43	
21039	CASTELFRANCO VENETO	06/29/1973	Active	57	1	1	0	0.00%	56	2	0			N		1	\$1,569.67	
21042	CERVIGNANO-PALMANOVA-A QUILEIA	01/10/1974	Active	20	3	0	3	17.65%	17		2		2	R		1	\$1,126.37	
45707	CIVIDALE DEL FRIULI MANZANO Exc Award (06/30/2016)	01/20/1986	Active	25	0	1	-1	-3.85%	26	3	0			N	SC	0	\$316.80	
61616	CONCORDIA SAGITTARIA	03/09/1999	Active	26	0	2	-2	-7.14%	25	5	9		2	N		3	\$1,975.78	
21047	CONEGLIANO	07/18/1956	Active	32	0	1	-1	-3.03%	33	22	0			N		0	\$916.29	
93606	DUINO AURISINA Exc Award (06/30/2017, 06/30/2023)	01/11/2006	Active	16	2	2	0	0.00%	19	3	1			R	M	5	\$4,616.88	
62290	FELTRE CASTELLO DI ALBOINO Exc Award (06/30/2019)	08/09/1999	Active	18	0	1	-1	-5.26%	19	6	1			N		0	\$1,225.35	
21052	FELTRE HOST Exc Award (06/30/2016, 06/30/2019, 06/30/2020)	09/07/1957	Active(1)	33	0	0	0	0.00%	32		0			N		0	\$1,348.24	
97987	GEMONA CELTI Exc Award (06/30/2016)	11/09/2006	Active	16	1	3	-2	-11.11%	18	10	1		2	N		1	\$680.86	
21057	GORIZIA HOST Exc Award (06/30/2023, 06/30/2024)	12/15/1958	Active	47	1	0	1	2.17%	46		0			N	SC	5	\$2,089.75	



# Club Health Assessment for District 108TA2 through May 2025

			Status	Membership							Reports					Finance	LCIF
Club Number	Club Name	Charter Date		Current Member Count	YTD Members Added	YTD Members Dropped	YTD Net Growth	YTD Net Growth%	Member Count 12 Months Ago	Avg. length of service for dropped members	Months Since Last MMR ***	Yrs. Since Last Officer Report	President Rotation	Vice President Reported ****	Months Since Last Activity Report ***	Account Balance	Donations for current Fiscal Year
			Number of times on status quo within last two years	If below 15 members appears					If net loss is greater than 20% appears			If no report in 3 months appears in	When more than one year appears in	Number of repeat terms	Notes the officers that do not have an active	If no report at 12 months appears in red	
48214	GORIZIA MARIA THERESIA	03/02/1988	Active	26	3	0	3	13.04%	23		0		2	N	1		\$303.32
Exc Award (06/30/2023, 06/30/2024)																	
42958	GRADISCA D'ISONZO CORMONS	07/21/1983	Active	16	0	1	-1	-5.88%	17	29	1			N	5		\$876.37
21061	LIGNANO SABBIA D'ORO	05/21/1971	Active	29	0	1	-1	-3.33%	29	2	1			N	5	SC	\$1,091.50
Exc Award (06/30/2023, 06/30/2024)																	
38180	MANIAGO-SPILIMBERGO	03/11/1980	Active	15	0	0	0	0.00%	15		14			N	5		\$67.38
32377	MEDIO TAGLIAMENTO	06/07/1976	Active	30	1	0	1	3.45%	29		0			N	1		\$530.27
30421	MONFALCONE	03/19/1975	Active	30	1	2	-1	-3.23%	31	44	4			N	0		\$639.26
21071	MONTEBELLUNA	10/03/1963	Active(1)	35	2	1	1	2.94%	37	7	0			N	1	SC	\$2,270.39
48116	MOTTA DI LIVENZA	02/04/1988	Active	26	0	1	-1	-3.70%	28	2	1		2	N	1		\$121.29
Exc Award (06/30/2017, 06/30/2023)																	
82725	NERVESIA DELLA BATTAGLIA TARVISIUM	06/22/2004	Active	11	0	1	-1	-8.33%	14	17	1		3		3	VP	\$511.19
Exc Award (06/30/2016, 06/30/2023)																	
21072	ODERZO	05/13/1964	Active	50	3	2	1	2.04%	47	32	2			N	1		\$1,720.12
Exc Award (06/30/2016, 06/30/2017, 06/30/2023)																	
58693	PIEVE DI SOLIGO HOST	09/13/1996	Active	21	1	0	1	5.00%	20		0			N	0		\$1,264.84
108127	PORCIA	04/20/2010	Active	15	0	1	-1	-6.25%	16	3	8			N	5	M,SC	\$321.88
Exc Award (06/30/2023)																	
21078	PORDENONE HOST	03/22/1958	Active	29	3	1	2	7.41%	29	3	0			N	0		\$221.29
Exc Award (06/30/2016, 06/30/2017, 06/30/2023)																	
98260	PORDENONE NAONIS	01/11/2007	Active	26	3	2	1	4.00%	27	17	1				5	VP	\$112.31
21080	PORTOGRUARO	12/10/1970	Active	35	5	2	3	9.38%	33	15	1			R	1		\$493.75
39714	PRIMIERO SAN MARTINO DI CASTROZZA	04/08/1981	Active	23	1	1	0	0.00%	23	9	1			N	2		\$753.32
21085	SACILE	05/30/1968	Active	20	1	0	1	5.26%	19		0			N	4		\$485.35
21084	SAN DANIELE DEL FRIULI	04/27/1970	Active	30	0	3	-3	-9.09%	34	4	1			IP	0		\$1,148.24
Exc Award (06/30/2016, 06/30/2019, 06/30/2023)																	



# Club Health Assessment for District 108TA2 through May 2025

			Status	Membership							Reports					Finance		LCIF
Club Number	Club Name	Charter Date		Current Member Count	YTD Members Added	YTD Members Dropped	YTD Net Growth	YTD Net Growth%	Member Count 12 Months Ago	Avg. length of service for dropped members	Months Since Last MMR ***	Yrs. Since Last Officer Report	President Rotation	Vice President Reported ****	Months Since Last Activity Report ***	Account Balance	Donations for current Fiscal Year	
			Number of times on status quo within last two years	If below 15 members appears				If net loss is greater than 20% appears			If no report in 3 months appears in	When more than one year appears in	Number of repeat terms	Notes the officers that do not have an active	If no report at 12 months appears in red			
60465	SAN MICHELE AL TAGLIAMENTO-BIBIONE Exc Award (06/30/2016)	03/06/1998	Active	21	1	0	1	5.00%	20		1		2	R	0		\$289.84	
62746	SESTO AL REGHENA IN SYLVIS	01/31/2000	Active	17	2	0	2	13.33%	15		0			N	2		\$881.73	
63989	SUSEGANA CASTELLO DI COLLALTO Exc Award (06/30/2023)	02/19/2001	Active	11	0	1	-1	-8.33%	13	1	2			N	0		\$1,024.01	
50091	TARCENTO Exc Award (06/30/2016, 06/30/2018, 06/30/20)	01/15/1990	Active	20	2	0	2	11.11%	18		0			N	1		\$80.86	
21097	TOLMEZZO Exc Award (06/30/2016, 06/30/2018, 06/30/20)	05/07/1959	Active	25	0	1	-1	-3.85%	26	9	5			N	M	0	\$216.80	
68718	TRIESTE ALTO ADRIATICO Exc Award (06/30/2020, 06/30/2023)	04/30/2003	Active	25	1	2	-1	-3.85%	30	4	0			VP	0		\$2,041.98	
68814	TRIESTE EUROPA Exc Award (06/30/2018, 06/30/2020, 06/30/20)	05/12/2003	Active	26	1	6	-5	-16.13%	31	7	2			N	3		\$139.26	
21100	TRIESTE HOST Exc Award (06/30/2017, 06/30/2019, 06/30/20)	03/14/1957	Active	59	4	2	2	3.51%	55	45	1			N	5		\$2,000.47	
52725	TRIESTE MIRAMAR Exc Award (06/30/2016, 06/30/2022, 06/30/20)	03/18/1992	Active	37	0	1	-1	-2.63%	38	36	10			N	4		\$920.70	
42440	TRIESTE SAN GIUSTO Exc Award (06/30/2016, 06/30/2017)	03/18/1983	Active	36	3	6	-3	-7.69%	38	14	0			N	0	90+ Days	\$1,462.48	
47793	UDINE CASTELLO	10/15/1987	Active	11	0	0	0	0.00%	11		13			R	0		\$749.41	
60641	UDINE DUOMO Exc Award (06/30/2024)	04/13/1998	Active	17	1	2	-1	-5.56%	16	13	1			N	0		\$457.02	
21101	UDINE HOST Exc Award (06/30/2023)	01/24/1955	Active	43	2	3	-1	-2.27%	44	13	0			N	3		\$829.71	
39196	UDINE LIONELLO Exc Award (06/30/2017, 06/30/2022, 06/30/20)	12/19/1980	Active	32	0	2	-2	-5.88%	33	23	0			N	4		\$2,071.16	
31074	VALDOBBIADENE QUARTIER DEL PIAVE Exc Award (06/30/2022, 06/30/2023)	07/01/1975	Active	25	2	0	2	8.70%	23		0			N	0		\$1,078.32	





## Club Health Assessment for District 108TA2 through May 2025

INTERNATIONAL

Club Number	Club Name	Charter Date	Status	Membership							Reports				Finance	LCIF	
				Current Member Count	YTD Members Added	YTD Members Dropped	YTD Net Growth	YTD Net Growth%	Member Count 12 Months Ago	Avg. length of service for dropped members	Months Since Last MMR ***	Yrs. Since Last Officer Report	President Rotation	Vice President Reported ****	Months Since Last Activity Report ***	Account Balance	Donations for current Fiscal Year
			Number of times on status quo within last two years	If below 15 members appears				If net loss is greater than 20% appears			If no report in 3 months appears in	When more than one year appears in	Number of repeat terms	Notes the officers that do not have an active	If no report at 12 months appears in red		
99292	VEDELAGO PALLADIUM Exc Award (06/30/2022, 06/30/2023)	05/02/2007	Active	41	2	2	0	0.00%	41	7	0			N	1		\$694.43
87843	VENZONE VIA JULIA AUGUSTA Exc Award (06/30/2023)	11/22/2005	Active	13	1	1	0	0.00%	13	12	3			N	M	0	\$1,208.97
21109	VITTORIO VENETO	05/21/1957	Active	26	2	3	-1	-3.70%	27	36	1			N	1		\$471.29

Clubs Cancelled Previous Fiscal Year – Clubs Cancelled within last 12 months may be reinstated

Club Number	Club Name	Charter Date	Current Status*	Cancellation Date
61618	UDINE AGORA*	03/09/1999	Cancelled(6*)	07/29/2023

Current Total Clubs Count	YTD New Clubs Count	YTD Cancelled Clubs Count	YTD Net Club Gain	Current Total Members Count	YTD Add	YTD Drop	YTD Net Growth	YTD Net Growth %	Member Count 12 Months Ago	Average Member Count Per Club	% of Clubs with less than 20 members	% No MMR in 3 Months	% No Officer Report in 12 Months	% of Clubs with balance 90+ days	Number of Clubs in Status Quo	% Status Quo Clubs in Financial Suspension	Number of Cancelled Clubs	Average Cancelled Club Age	Members Lost Due to Cancellation	% of Clubs Cancelled for Non-Financial Reasons
52	0	0	0	1,445	60	71	-11	-0.76%	1,462	28	27%	15%	0%	2%	0	0%	0	0	0	0%

\* - P - Priority Club. Cancellation Reasons: 1-Objectives/conduct, 2-Non-active club, 5-Non-existing club, 6-Disbanding, 7-Merger, 8-Financial Suspension, 9-District/Multiple District Dues.

\*\* - Abbreviation: P-President, S-Secretary, T-Treasurer, M-Member Chairperson, VP-First Vice President, MC-Communications Chairperson, SC-Service Chairperson

\*\*\* - Abbreviation: N/R - Never reported using the Lions Clubs website, N/A - Not applicable, No password registered for the Lions Clubs website.

\*\*\*\* - Abbreviation: N - New, IP - Immediate Past, R - Repeat.



# Club Health Assessment for District 108TA3 through May 2025

			Status	Membership						Reports					Finance		LCIF	
Club Number	Club Name	Charter Date		Current Member Count	YTD Members Added	YTD Members Dropped	YTD Net Growth	YTD Net Growth%	Member Count 12 Months Ago	Avg. length of service for dropped members	Months Since Last MMR ***	Yrs. Since Last Officer Report	President Rotation	Vice President Reported ****	Months Since Last Activity Report ***	Account Balance	Donations for current Fiscal Year	
			Number of times on status quo within last two years	If below 15 members appears					If net loss is greater than 20% appears			If no report in 3 months appears in	When more than one year appears in	Number of repeat terms	Notes the officers that do not have an active	If no report at 12 months appears in red		
Clubs less than two years old																		
180232	Lendinara	01/29/2025	Active	23	23	0	23	100.00%	0		2			M,VP,SC	N/A	90+ Days		
Clubs more than two years old																		
21027	ABANO TERME EUGANEE	11/10/1966	Active	28	2	3	-1	-3.45%	29	30	0			N	1		\$1,707.65	
47788	ABANO TERME GASPARA STAMPA	10/15/1987	Active	26	1	0	1	4.00%	25		0			R	0		\$1,260.58	
Exc Award (06/30/2024)																		
56818	ARQUA' PETRARCA	04/17/1995	Active	18	3	1	2	12.50%	17	11	1		2	R	5		\$836.24	
Exc Award (06/30/2016, 06/30/2023, 06/30/2024)																		
60304	BADIA POLESINE ADIGE PO	01/19/1998	Active	17	1	6	-5	-22.73%	23	10	0			VP,SC	0		\$591.68	
Exc Award (06/30/2020)																		
21036	CAMPOSAMPIERO	02/16/1966	Active	65	3	2	1	1.56%	64	8	0			N	5		\$2,982.53	
56849	CAORLE	04/24/1995	Active	34	3	1	2	6.25%	32	4	1			N	M	4	\$1,671.65	
Exc Award (06/30/2023)																		
21043	CHIOGGIA SOTTOMARINA	04/09/1973	Active	34	1	1	0	0.00%	34	47	0			N	0		\$1,417.99	
Exc Award (06/30/2016)																		
38336	CITTADELLA	04/07/1980	Active	49	0	1	-1	-2.00%	50	43	0			R	1		\$2,264.80	
Exc Award (06/30/2016)																		
67257	COLLI EUGANEI DOGI CONTARINI	02/05/2003	Active	23	1	0	1	4.55%	23		0			N	0		\$1,563.77	
Exc Award (06/30/2022)																		
62071	CONSELVE	06/14/1999	Active	18	0	1	-1	-5.26%	23	24	6		2	N	M	0	\$663.86	
Exc Award (06/30/2016)																		
21048	CONTARINA DELTA PO	01/20/1969	Active	28	0	1	-1	-3.45%	29	33	0			N	6		\$924.28	
54576	ESTE COLLI EUGANEI	06/10/1993	Active	14	0	1	-1	-6.67%	15	6	8			R	1		\$302.28	
21058	JESOLO LIDO	01/21/1965	Active	16	1	0	1	6.67%	15		8			N	8		\$596.05	
Exc Award (06/30/2016)																		
47789	MESTRE CASTELVECCHIO	10/15/1987	Cancelled(6*)	0	0	0	0	0.00%	12		11	1	None	P,S,T,M,VP SC	15			
21065	MESTRE HOST	04/20/1955	Active	29	4	1	3	11.54%	19	40	1			N	1		\$784.31	



# Club Health Assessment for District 108TA3 through May 2025

			Status	Membership							Reports					Finance	LCIF
Club Number	Club Name	Charter Date		Current Member Count	YTD Members Added	YTD Members Dropped	YTD Net Growth	YTD Net Growth%	Member Count 12 Months Ago	Avg. length of service for dropped members	Months Since Last MMR ***	Yrs. Since Last Officer Report	President Rotation	Vice President Reported ****	Months Since Last Activity Report ***	Account Balance	Donations for current Fiscal Year
			Number of times on status quo within last two years	If below 15 members appears			If net loss is greater than 20% appears			If no report in 3 months appears in			When more than one year appears in	Number of repeat terms	Notes the officers that do not have an active	If no report at 12 months appears in red	
Exc Award (06/30/2017, 06/30/2024)																	
57312	MESTRE TECHNE'	09/05/1995	Active	10	1	1	0	0.00%	10	5	5			R	5		\$429.77
60338	MESTRINO VILLA GAMBAZZI	02/02/1998	Active	20	1	1	0	0.00%	20	10	2			R	5	SC	\$816.92
21068	MOGLIANO VENETO	04/06/1967	Active	12	9	0	9	300.00%	19		1				4	M,VP,SC	\$129.55
Exc Award (06/30/2016)																	
38181	MONSELICE	03/11/1980	Active	22	1	1	0	0.00%	22	2	3			N	5		\$594.12
Exc Award (06/30/2024)																	
21070	MONTAGNANA ESTE HOST	02/16/1965	Active	27	1	2	-1	-3.57%	29	29	0			N	3		\$1,259.57
Exc Award (06/30/2018, 06/30/2023)																	
136498	Montegrotto Terme Via Annia-Per La Disabilita	12/05/2018	Active	11	1	0	1	10.00%	12		0			N	3		\$427.17
43771	NOALE	04/19/1984	Active	22	6	1	5	29.41%	17	36	0		2	R	1	90+ Days	\$799.10
48615	PADOVA ANTENORE	05/23/1988	Active	41	3	0	3	7.89%	38		0			N	0		\$1,151.83
Exc Award (06/30/2017, 06/30/2018, 06/30/20)																	
138314	Padova Arte e Poesia	05/21/2019	Active	28	4	4	0	0.00%	30	5	0			N	5		\$1,809.64
64078	PADOVA CARRARESI	03/26/2001	Active	13	3	2	1	8.33%	14	17	2			N	0		\$1,345.96
Exc Award (06/30/2023)																	
32378	PADOVA CERTOSA	06/08/1976	Active	50	0	0	0	0.00%	52		10			N	5	M	\$2,055.60
Exc Award (06/30/2019, 06/30/2023)																	
47790	PADOVA ELENA CORNARO PISCOPIA	10/15/1987	Active	35	2	0	2	6.06%	33		5			N	0		\$1,652.98
Exc Award (06/30/2016, 06/30/2017, 06/30/20)																	
121893	Padova Galileo Galilei	04/16/2014	Active	24	2	0	2	9.09%	25		1			N	0		\$733.81
Exc Award (06/30/2023)																	
36488	PADOVA GATTAMELATA	01/08/1979	Active	41	3	2	1	2.50%	40	9	2			N	1		\$1,140.16
Exc Award (06/30/2016, 06/30/2017)																	
59133	PADOVA GRATICOLATO ROMANO	02/12/1997	Active	28	2	6	-4	-12.50%	32	10	0			N	0		\$626.15
Exc Award (06/30/2023)																	
21073	PADOVA HOST	11/30/1954	Active	42	1	2	-1	-2.33%	46	5	3			N	1		\$2,352.18



# Club Health Assessment for District 108TA3 through May 2025

Club Number	Club Name	Charter Date	Status	Membership							Reports					Finance	LCIF
				Current Member Count	YTD Members Added	YTD Members Dropped	YTD Net Growth	YTD Net Growth%	Member Count 12 Months Ago	Avg. length of service members	Months Since Last MMR ***	Yrs. Since Last Officer Report	President Rotation	Vice President Reported ****	Months Since Last Activity Report ***	Account Balance	Donations for current Fiscal Year
			Number of times on status quo within last two years	If below 15 members appears				If net loss is greater than 20% appears			If no report in 3 months appears	When more than one year appears in	Number of repeat terms	Notes the officers that do not have an active	If no report at 12 months appears in red		
59173	PADOVA JAPPELLI	02/21/1997	Active	25	1	9	-8	-24.24%	32	11	0			N	0		\$1,100.29
	Exc Award (06/30/2016)																
35081	PADOVA MORGAGNI	02/20/1978	Active	36	3	1	2	5.88%	35	29	0			R	1		\$1,491.22
	Exc Award (06/30/2016, 06/30/2024)													SC			
141616	Padova Motori	06/04/2020	Active	10	1	6	-5	-33.33%	15	4	0		2	R	24+		\$323.88
58283	PADOVA RUZZANTE RUBIANUS	05/13/1996	Active	24	4	2	2	9.09%	23	9	0			N	5		\$1,312.32
44460	PADOVA SAN PELAGIO	12/21/1984	Active	22	2	6	-4	-15.38%	27	16	0			N	1		\$873.35
														M			
127553	Padova Tito Livio	05/24/2016	Active	23	0	2	-2	-8.00%	25	8	1			N	5		\$2,071.07
59456	PIAZZOLA SUL BRENTA	05/02/1997	Active	22	0	0	0	0.00%	22		1			N	1		\$1,035.38
21077	PIOVE DI SACCO	05/05/1969	Active	41	1	0	1	2.50%	40		1			N	0		\$1,674.78
21083	ROVIGO HOST	03/24/1960	Active	23	3	1	2	9.52%	22	17	0			N	5		\$821.78
146489	Rovigo Lions for Pets	06/11/2021	Active	17	5	5	0	0.00%	18	2	1			R	0		\$473.19
														SC			
21088	SAN DONA' DI PIAVE	03/05/1958	Active(2)	50	3	0	3	6.38%	46		8			N	5		\$1,838.04
	Exc Award (06/30/2023)																
98458	SANTO STINO DI LIVENZA LIQUENTIA	01/31/2007	Active	23	0	0	0	0.00%	23		7			VP	1		\$496.60
	Exc Award (06/30/2016)																
47549	SPINEA	06/24/1987	Active	38	20	9	11	40.74%	29	8	0			N	5	90+ Days	\$2,497.27
	Exc Award (06/30/2018, 06/30/2023)																
21096	STRA' RIVIERA DEL BRENTA HOST	01/27/1969	Active	17	1	1	0	0.00%	19	10	4		2	N	1		\$388.64
47791	STRA RIVIERA DEL BRENTA ROSALBA CARRIERA	10/15/1987	Active(1)	13	0	1	-1	-7.14%	14	1	4			R	1		\$418.95
	Exc Award (06/30/2024)																
47792	TREVISO ELEONORA DUSE	10/15/1987	Active	24	0	0	0	0.00%	25		2			N	0		\$818.50
	Exc Award (06/30/2023)																
49239	TREVISO EUROPA	02/20/1989	Active	15	1	1	0	0.00%	15	29	0			N	0		\$645.33
	Exc Award (06/30/2023)																
21099	TREVISO HOST	05/04/1955	Active	52	4	0	4	8.33%	48		2			N	5		\$1,644.67
	Exc Award (06/30/2023)																



# Club Health Assessment for District 108TA3 through May 2025

				Status							Membership							Reports				Finance		LCIF																																																																																																																																																																																																																																																																																																																																																																																																																																																																																																																																																																									
Club Number	Club Name	Charter Date																																																																																																																																																																																																																																																																																																																																																																																																																																																																																																																																																																																															

\* - P - Priority Club. Cancellation Reasons: 1-Objectives/conduct, 2-Non-active club, 5-Non-existing club, 6-Disbanding, 7-Merger, 8-Financial Suspension, 9-District/Multiple District Dues.

\*\* - Abbreviation: P-President, S-Secretary, T-Treasurer, M-Member Chairperson, VP-First Vice President, MC-Communications Chairperson, SC-Service Chairperson

\*\*\* - Abbreviation: N/R - Never reported using the Lions Clubs website, N/A - Not applicable, No password registered for the Lions Clubs website.

\*\*\*\* - Abbreviation: N - New, IP - Immediate Past, R - Repeat.



# Club Health Assessment for District 108TB through May 2025

			Status	Membership							Reports					Finance	LCIF
Club Number	Club Name	Charter Date		Current Member Count	YTD Members Added	YTD Members Dropped	YTD Net Growth	YTD Net Growth%	Member Count 12 Months Ago	Avg. length of service for dropped members	Months Since Last MMR ***	Yrs. Since Last Officer Report	President Rotation	Vice President Reported ****	Months Since Last Activity Report ***	Account Balance	Donations for current Fiscal Year
			Number of times on status quo within last two years	If below 15 members appears				If net loss is greater than 20% appears			If no report in 3 months appears in	When more than one year appears in	Number of repeat terms	Notes the officers that do not have an active	If no report at 12 months appears in red		
Clubs less than two years old																	
171221	Borgo Panigale Emilia Ponente	05/29/2024	Active	21	0	0	0	0.00%	21		0		2	N	0		\$236.37
157295	Ferrara Piazza Ariostea	02/02/2024	Active(1)	15	2	6	-4	-21.05%	20	1	0		2	R	8		\$599.03
Clubs more than two years old																	
48265	ALBINEA LUDOVICO ARIOSTO Exc Award (06/30/2018, 06/30/2020)	03/15/1988	Active	22	2	0	2	10.00%	20		1			N M	5		\$1,081.91
56987	ARGELATO SAN MICHELE	05/30/1995	Active	18	0	0	0	0.00%	19		11		3	N SC	4		\$424.52
110958	ARGENTA TERRE DEL PRIMARO Exc Award (06/30/2018, 06/30/2019, 06/30/2020)	04/28/2011	Active	53	9	2	7	15.22%	46	7	0		None	P,T,VP,SC	1		\$986.19
41367	BARDI VAL CENO Exc Award (06/30/2023)	05/13/1982	Active	24	0	1	-1	-4.00%	26	22	5			N	0		\$2,465.60
21032	BOLOGNA Exc Award (06/30/2023)	12/03/1954	Active	27	3	4	-1	-3.57%	30	7	0			R	1		\$2,923.36
29307	BOLOGNA "I PORTICI"	05/15/1974	Active	52	0	2	-2	-3.70%	59	41	0			N	0		\$8,458.48
58417	BOLOGNA COLLI AUGUSTO MURRI	06/10/1996	Active	27	3	4	-1	-3.57%	30	17	1			N T,SC	1		\$454.02
34583	BOLOGNA GALVANI	10/27/1977	Active	34	4	3	1	3.03%	37	24	0			N	1		
21079	BOLOGNA GUGLIELMO MARCONI	04/11/1961	Active	16	0	0	0	0.00%	16		0			N	0		\$30.32
34219	BOLOGNA IRNERIO Exc Award (06/30/2018)	06/26/1977	Active	16	2	6	-4	-20.00%	22	19	0		None	N P,SC	0		\$361.77
21090	BOLOGNA SAN LAZZARO CASTENASO GOZZADINI	12/16/1965	Active	17	4	5	-1	-5.56%	17	8	1		2	R M,SC	0		\$676.57
65258	BOLOGNA SAN LUCA Exc Award (06/30/2024)	04/26/2002	Active(1)	21	1	1	0	0.00%	20	0	1			N SC	1		\$474.09
108328	BOLOGNA SAN PETRONIO Exc Award (06/30/2018, 06/30/2020, 06/30/2024)	05/11/2010	Active	17	0	2	-2	-10.53%	20	10	0			N	0		\$165.96
21103	BOLOGNA VALLI LAVINO SAMOGGIA	05/30/1973	Active	23	0	0	0	0.00%	24		0			N	0		\$412.05
21034	BONDENO	04/18/1968	Active	50	2	2	0	0.00%	51	35	0			N	0		\$3,006.71



# Club Health Assessment for District 108TB through May 2025

			Status	Membership							Reports					Finance	LCIF	
Club Number	Club Name	Charter Date		Current Member Count	YTD Members Added	YTD Members Dropped	YTD Net Growth	YTD Net Growth%	Member Count 12 Months Ago	Avg. length of service for dropped members	Months Since Last MMR ***	Yrs. Since Last Officer Report	President Rotation	Vice President Reported ****	Months Since Last Activity Report ***	Account Balance	Donations for current Fiscal Year	
			Number of times on status quo within last two years	If below 15 members appears					If net loss is greater than 20% appears			If no report in 3 months appears in	When more than one year appears in	Number of repeat terms	Notes the officers that do not have an active	If no report at 12 months appears in red		
Exc Award (06/30/2023)																		
21033	BORGO VAL DI TARO	06/30/1965	Active	13	0	2	-2	-13.33%	15	29	0		2	R	1		\$1,287.43	
48728	BUDRIO	06/22/1988	Active	18	2	0	2	12.50%	17		4			N	2		\$2,128.71	
Exc Award (06/30/2018, 06/30/2022, 06/30/2023)																		
51265	BUSSETO GIUSEPPE VERDI	02/05/1991	Active	31	4	6	-2	-6.06%	33	22	0			N	2		\$363.85	
Exc Award (06/30/2018, 06/30/2023)																		
21037	CANOSSA VAL D'ENZA	05/03/1971	Active(1)	21	1	2	-1	-4.55%	22	33	0			N	2		\$1,297.15	
Exc Award (06/30/2018)																		
48432	CARPI ALBERTO PIO	04/11/1988	Active	31	0	2	-2	-6.06%	34	15	4			N	0		\$2,126.78	
Exc Award (06/30/2018)																		
21038	CARPI HOST	03/25/1961	Active	66	2	4	-2	-2.94%	66	22	0			N	5		\$6,917.76	
Exc Award (06/30/2023, 06/30/2024)																		
53900	CASTEL D'AIANO F. RIZZOLI	12/11/1992	Active	17	3	0	3	21.43%	14		1		2	N	14			
30833	CASTEL SAN PIETRO TERME	05/19/1975	Active	37	10	3	7	23.33%	30	11	1			N	0		\$214.29	
Exc Award (06/30/2018, 06/30/2023)																		
30446	CASTELFRANCO EMILIA NONANTOLA	03/26/1975	Active(2)	28	0	0	0	0.00%	30		1			N	0		\$759.60	
Exc Award (06/30/2023)																		
101070	CASTELLO D'ARGILE PIANURA DEL RENO	01/29/2008	Active	16	0	1	-1	-5.88%	19	9	1				M,VP,SC	1	\$284.53	
55919	CASTELLO DI SERRAVALLE BONONIA	06/30/1994	Active	30	3	0	3	11.11%	26		0			N	M	4	\$424.49	
Exc Award (06/30/2023, 06/30/2024)																		
21040	CASTELNOVO NE' MONTI	06/12/1962	Active(1)	10	0	0	0	0.00%	10		11			R	5			
133082	Castelnuovo Rangone	11/21/2017	Active	43	2	2	0	0.00%	44	5	1			N	0		\$3,746.17	
Exc Award (06/30/2018, 06/30/2020, 06/30/2023)																		
31365	CASTIGLIONE DEI PEPOLI VALLE DEL SETTA	11/18/1975	Active	17	0	2	-2	-10.53%	19	29	5			N	5			
21041	CENTO	12/17/1965	Active	53	2	0	2	3.92%	51		1			N	1		\$1,533.45	
Exc Award (06/30/2023)																		
33876	CEPARANA	05/12/1977	Active	25	0	2	-2	-7.41%	27	27	3			N	M,SC	3	\$805.42	



# Club Health Assessment for District 108TB through May 2025

			Status	Membership							Reports					Finance	LCIF
Club Number	Club Name	Charter Date		Current Member Count	YTD Members Added	YTD Members Dropped	YTD Net Growth	YTD Net Growth%	Member Count 12 Months Ago	Avg. length of service for dropped members	Months Since Last MMR ***	Yrs. Since Last Officer Report	President Rotation	Vice President Reported ****	Months Since Last Activity Report ***	Account Balance	Donations for current Fiscal Year
			Number of times on status quo within last two years	If below 15 members appears				If net loss is greater than 20% appears			If no report in 3 months appears in	When more than one year appears in	Number of repeat terms	Notes the officers that do not have an active	If no report at 12 months appears in red		
Exc Award (06/30/2024)																	
21045	CODIGORO	01/30/1967	Active	22	2	0	2	10.00%	20		2		2	VP	0		\$474.04
103888	COLORNO LA REGGIA	10/28/2008	Active	34	4	2	2	6.25%	32	8	0			IP	3	90+ Days	\$751.00
Exc Award (06/30/2018, 06/30/2023)																	
21046	COMACCHIO SETTE LIDI	07/20/1971	Active	20	5	3	2	11.11%	18	36	0			N	0	90+ Days	\$542.27
Exc Award (06/30/2018)																	
21049	COPPARO	04/19/1967	Active(1)	29	3	0	3	11.54%	26		0			N	SC	0	\$1,946.72
21050	CORREGGIO ANTONIO ALLEGRI	04/09/1959	Active	41	5	3	2	5.13%	36	13	0			N	1		\$1,764.11
Exc Award (06/30/2018, 06/30/2022, 06/30/2023)																	
48166	CREVALCORE MARCELLO MALPIGHI	02/22/1988	Active	20	0	4	-4	-16.67%	24	18	0		2	N	1		\$521.52
Exc Award (06/30/2023)																	
41538	FABBRICO ROCCA FALCONA	06/04/1982	Active	26	2	0	2	8.33%	22		5			N	2		\$1,143.39
51627	FERRARA DIAMANTI	05/01/1991	Active	20	2	1	1	5.26%	20	38	0			N	0		\$1,834.89
Exc Award (06/30/2023)																	
33730	FERRARA DUCALE	04/28/1977	Active	37	6	4	2	5.71%	39	14	1			N	0		\$2,849.72
Exc Award (06/30/2024)																	
41927	FERRARA ESTENSE	10/28/1982	Active	25	4	4	0	0.00%	27	4	0			N	1		\$778.61
21053	FERRARA HOST	06/01/1955	Active	27	1	5	-4	-12.90%	31	6	5			R	1		\$1,851.86
Exc Award (06/30/2023)																	
21054	FINALE EMILIA	10/19/1961	Active	17	0	2	-2	-10.53%	20	27	1			N	0		\$424.49
Exc Award (06/30/2022)																	
88858	FORMIGINE AVIA PERVIA MARANELLO	06/30/2005	Active	31	6	2	4	14.81%	27	9	4			N	M	0	\$629.72
Exc Award (06/30/2023)																	
38337	GUASTALLA FERRANTE GONZAGA	04/22/1980	Active	19	4	1	3	18.75%	16	2	0		2	N	0		\$1,996.53
Exc Award (06/30/2018)																	
48307	LA SPEZIA DEGLI ULIVI	03/24/1988	Active(1)	38	1	2	-1	-2.56%	0	27	6			N	1		\$694.57
Exc Award (06/30/2023)																	





# Club Health Assessment for District 108TB through May 2025

			Status	Membership							Reports					Finance	LCIF
Club Number	Club Name	Charter Date		Current Member Count	YTD Members Added	YTD Members Dropped	YTD Net Growth	YTD Net Growth%	Member Count 12 Months Ago	Avg. length of service for dropped members	Months Since Last MMR ***	Yrs. Since Last Officer Report	President Rotation	Vice President Reported ****	Months Since Last Activity Report ***	Account Balance	Donations for current Fiscal Year
			Number of times on status quo within last two years	If below 15 members appears				If net loss is greater than 20% appears			If no report in 3 months appears in	When more than one year appears in	Number of repeat terms	Notes the officers that do not have an active	If no report at 12 months appears in red		
21060	LA SPEZIA HOST	02/23/1955	Active(1)	35	1	0	1	2.94%	34		0			N	0		\$212.25
Exc Award (06/30/2020)																	
44178	LANGHIRANO TRE VALLI	07/02/1984	Active	23	2	2	0	0.00%	23	21	1			N	M	3	\$450.45
Exc Award (06/30/2018)																	
39717	LERICI GOLFO DEI POETI	04/17/1981	Active	21	2	1	1	5.00%	20	44	1			R	SC	5	\$224.06
47987	MALALBERGO LYDA BORELLI	12/28/1987	Active	8	0	0	0	0.00%	8		1		4	R	SC	1	\$108.84
Exc Award (06/30/2018)																	
41368	MINERBIO MINERVA	05/24/1982	Cancelled(6*)	0	0	1	-1	-100.00%	5	42	0	1	None		P,S,T,M,VP SC	19	
21066	MIRANDOLA	04/27/1967	Active	53	1	3	-2	-3.64%	53	40	0			N		1	\$2,319.72
Exc Award (06/30/2018, 06/30/2021, 06/30/2025)																	
38476	MODENA ESTENSE	05/28/1980	Active	36	1	2	-1	-2.70%	37	28	1			N		0	\$505.35
21067	MODENA HOST	09/28/1955	Active	46	0	7	-7	-13.21%	54	20	0			N		0	\$869.20
48117	MODENA ROMANICA	02/04/1988	Active(1)	22	2	0	2	10.00%	19		0			IP		0	\$393.37
Exc Award (06/30/2023)																	
124929	MODENA SIGONIO TERRE DEL PANARO	05/22/2015	Active(2)	16	0	0	0	0.00%	16		13		5		S,T,M,VP,SC	1	\$212.24
49696	MODENA WILIGELMO	06/30/1989	Active(1)	37	2	3	-1	-2.63%	38	36	1			N		6	\$3,921.22
21069	MOLINELLA	09/21/1964	Active(2)	9	0	0	0	0.00%	0		11		4		M,VP,SC	3	
120572	Montechiarugolo	10/28/2013	Active	20	3	1	2	11.11%	18	11	3			N		3	\$598.69
Exc Award (06/30/2017)																	
48546	MONTESE APPENNINO EST	05/10/1988	Active	28	0	2	-2	-6.67%	29	17	0			N		6	\$181.93
Exc Award (06/30/2018)																	
55267	PARMA DUCALE	02/02/1994	Active	23	0	2	-2	-8.00%	25	20	0				VP,SC	0	\$1,004.87
39434	PARMA FARNESE	02/04/1981	Active	33	1	1	0	0.00%	33	7	1			N		2	\$442.85
Exc Award (06/30/2018, 06/30/2021, 06/30/2025)																	
21074	PARMA HOST	11/14/1953	Active(2)	40	1	3	-2	-4.76%	43	18	0			N		0	\$532.85
Exc Award (06/30/2017, 06/30/2018)																	
49417	PARMA MARIA LUGIA	04/14/1989	Active	32	2	1	1	3.23%	31	11	0			N		0	\$1,245.83
Exc Award (06/30/2018, 06/30/2019)																	



# Club Health Assessment for District 108TB through May 2025

			Status	Membership							Reports					Finance	LCIF	
Club Number	Club Name	Charter Date		Current Member Count	YTD Members Added	YTD Members Dropped	YTD Net Growth	YTD Net Growth%	Member Count 12 Months Ago	Avg. length of service for dropped members	Months Since Last MMR ***	Yrs. Since Last Officer Report	President Rotation	Vice President Reported ****	Months Since Last Activity Report ***	Account Balance	Donations for current Fiscal Year	
			Number of times on status quo within last two years	If below 15 members appears					If net loss is greater than 20% appears			If no report in 3 months appears in	When more than one year appears in	Number of repeat terms	Notes the officers that do not have an active	If no report at 12 months appears in red		
21075	PAVULLO E DEL FRIGNANO	06/08/1961	Active	41	2	7	-5	-10.87%	46	11	3				M,VP,SC	1		\$181.93
Exc Award (06/30/2023)																		
46651	PIEVE DI CENTO	11/17/1986	Active	28	2	1	1	3.70%	25	3	0			N		1		\$1,446.48
Exc Award (06/30/2023, 06/30/2024)																		
48478	PORRETTA TERME-ALTO RENO	04/27/1988	Active	33	0	1	-1	-2.94%	34	22	5			N		1		\$3,370.67
Exc Award (06/30/2018, 06/30/2023, 06/30/2024)																		
45796	PORTOMAGGIORE SAN GIORGIO	02/14/1986	Active	22	1	0	1	4.76%	19		9			N		1		\$659.89
21081	REGGIO EMILIA HOST CITTA' DEL TRICOLORE	10/10/1954	Active	51	5	3	2	4.08%	50	27	0			N		0		\$1,119.86
Exc Award (06/30/2023)																		
47917	REGGIO EMILIA LA GUGLIA - MATILDE DI CANOSSA	12/04/1987	Active	20	1	0	1	5.26%	19		0			N		1		\$1,746.24
44179	REGGIO EMILIA REGIUM LEPIDI E CISPADANA	07/02/1984	Active	15	0	3	-3	-16.67%	18	8	0		3		VP	1		\$2,371.80
Exc Award (06/30/2023)																		
21086	SALSOMAGGIORE TERME	03/09/1957	Active	23	2	2	0	0.00%	26	11	1			N		0		\$2,124.71
21089	SAN GIOVANNI IN PERSICETO	12/15/1965	Active	14	1	1	0	0.00%	15	14	0		2	N		1		\$169.48
Exc Award (06/30/2018)																		
21091	SANTA MARIA MADDALENA ALTO POLESINE	03/22/1972	Active	52	1	0	1	1.96%	53		4			N		0		\$3,169.23
Exc Award (06/30/2023, 06/30/2024)																		
42566	SANT'ILARIO D'ENZA	04/04/1983	Active	34	2	2	0	0.00%	34	18	2			N		2		\$555.29
Exc Award (06/30/2018, 06/30/2022)																		
21092	SARZANA	06/13/1961	Active	20	2	0	2	11.11%	17		5			R	SC	0		\$242.18
21093	SASSUOLO	10/07/1956	Active	34	3	1	2	6.25%	32	12	0			N		0		\$1,376.04
21094	SCANDIANO	12/21/1966	Active	43	2	1	1	2.38%	44	9	0			N		1		\$1,444.93
Exc Award (06/30/2023, 06/30/2024)																		
40787	VAL SANTERNO	01/31/1982	Active	45	2	1	1	2.27%	44	36	1			N		1		\$520.88
Exc Award (06/30/2018, 06/30/2024)																		
40648	VALLI SAVENA IDICE E SAMBRO	12/22/1981	Active	28	0	1	-1	-3.45%	29	29	5			N		0		\$442.01



## Club Health Assessment for District 108TB through May 2025

			Status	Membership							Reports					Finance	LCIF
Club Number	Club Name	Charter Date		Current Member Count	YTD Members Added	YTD Members Dropped	YTD Net Growth	YTD Net Growth%	Member Count 12 Months Ago	Avg. length of service for dropped members	Months Since Last MMR ***	Yrs. Since Last Officer Report	President Rotation	Vice President Reported ****	Months Since Last Activity Report ***	Account Balance	Donations for current Fiscal Year
			Number of times on status quo within last two years	If below 15 members appears				If net loss is greater than 20% appears			If no report in 3 months appears in	When more than one year appears in	Number of repeat terms	Notes the officers that do not have an active	If no report at 12 months appears in red		
Exc Award (06/30/2018, 06/30/2021)																	
21108	VIGNOLA CASTELLI MEDIOEVALI	04/02/1959	Active	29	6	0	6	26.09%	23		2			N	M,SC	1	\$3,897.40
Exc Award (06/30/2023)																	
97192	ZOLA PREDOSA	05/25/2006	Active(1)	17	20	20	0	0.00%	18	9	0		2	R	M,SC	1	\$221.36

Clubs Cancelled Previous Fiscal Year – Clubs Cancelled within last 12 months may be reinstated

Club Number	Club Name	Charter Date	Current Status*	Cancellation Date
29142	BOLOGNA CARDUCCI CASTEL MAGGIORE	04/08/1974	Cancelled(6*)	09/29/2023

Current Total Clubs Count	YTD New Clubs Count	YTD Cancelled Clubs Count	YTD Net Club Gain	Current Total Members Count	YTD Add	YTD Drop	YTD Net Growth	YTD Net Growth %	Member Count 12 Months Ago	Average Member Count Per Club	% of Clubs with less than 20 members	% No MMR in 3 Months	% No Officer Report in 12 Months	% of Clubs with balance 90+ days	Number of Clubs in Status Quo	% Status Quo Clubs in Financial Suspension	Number of Cancelled Clubs	Average Cancelled Club Age	Members Lost Due to Cancellation	% of Clubs Cancelled for Non-Financial Reasons
83	0	1	-1	2,346	176	170	6	0.26%	2,325	28	24%	24%	0%	4%	0	0%	1	92	1	100%

\* - P - Priority Club. Cancellation Reasons: 1-Objectives/conduct, 2-Non-active club, 5-Non-existing club, 6-Disbanding, 7-Merger, 8-Financial Suspension, 9-District/Multiple District Dues.

\*\* - Abbreviation: P-President, S-Secretary, T-Treasurer, M-Member Chairperson, VP-First Vice President, MC-Communications Chairperson, SC-Service Chairperson

\*\*\* - Abbreviation: N/R - Never reported using the Lions Clubs website, N/A - Not applicable, No password registered for the Lions Clubs website.

\*\*\*\* - Abbreviation: N - New, IP - Immediate Past, R - Repeat.



# Club Health Assessment for District 108 A through May 2025

			Status	Membership							Reports					Finance	LCIF	
Club Number	Club Name	Charter Date		Current Member Count	YTD Members Added	YTD Members Dropped	YTD Net Growth	YTD Net Growth%	Member Count 12 Months Ago	Avg. length of service for dropped members	Months Since Last MMR ***	Yrs. Since Last Officer Report	President Rotation	Vice President Reported *****	Months Since Last Activity Report ***	Account Balance	Donations for current Fiscal Year	
			Number of times on status quo within last two years	If below 15 members appears					If net loss is greater than 20% appears			If no report in 3 months appears in	When more than one year appears in	Number of repeat terms	Notes the officers that do not have an active	If no report at 12 months appears in red		
Clubs less than two years old																		
157844	Acqualagna-Cagli-Fossombrone-Gola del Furlo	03/27/2024	Active	17	2	9	-7	-29.17%	22	1	0		2	N	0		\$77.17	
157663	Alfonsine Le Alfonsine	03/19/2024	Active(1)	19	2	3	-1	-5.00%	22	1	0		2	R	2		\$57.87	
158053	Francavilla al Mare Il Cenacolo	04/10/2024	Active	15	5	6	-1	-6.25%	20	1	4			VP	6		\$57.87	
171872	GIULIANOVA - LA MUSICA PER SERVIRE	05/28/2024	Active(1)	24	5	3	2	9.09%	22	1	2		2	N	M,SC	N/R	\$158.77	
154459	Misano Adriatico	06/01/2023	Active(2)	28	3	0	3	12.00%	24		1			N	M	5	\$57.87	
157668	Pesaro Art Beyond Borders	04/01/2024	Active(1)	20	1	1	0	0.00%	20	0	2		2	N		4	\$38.58	
181260	Ravenna Ville Unite	03/12/2025	Newly Chartered	30	30	0	30	100.00%	0		0				M,VP,SC	0		
Clubs more than two years old																		
65174	AMANDOLA SIBILLINI	03/22/2002	Active	30	5	2	3	11.11%	28	8	0			R	0		\$270.91	
40788	ANCONA COLLE GUASCO	01/31/1982	Active	30	2	0	2	7.14%	28		0			N	1		\$4,218.88	
Exc Award (06/30/2017, 06/30/2023)																		
21111	ANCONA HOST	01/25/1956	Active(1)	60	2	3	-1	-1.64%	61	7	0			N	0		\$199.56	
Exc Award (06/30/2018)																		
153214	Ancona La Mole	12/16/2022	Active	26	4	0	4	18.18%	22		0			N	1		\$724.28	
43030	ARIMINUS MONTEFELTRO	09/28/1983	Active	33	2	0	2	6.45%	36		0			N	5		\$173.62	
Exc Award (06/30/2017, 06/30/2019)																		
63688	ASCOLI PICENO COLLI TRUENTINI	11/17/2000	Active	33	6	0	6	22.22%	30		3			N	1		\$368.01	
Exc Award (06/30/2016, 06/30/2019)																		
21112	ASCOLI PICENO HOST	06/01/1959	Active	35	3	1	2	6.06%	33	4	1			N	N/A		\$276.73	
Exc Award (06/30/2018, 06/30/2023)																		
52440	ASCOLI PICENO URBS TURRITA	01/24/1992	Active	33	0	4	-4	-10.81%	37	6	0		2	R	0		\$570.18	
Exc Award (06/30/2016)																		
45921	ATRI-TERRE DEL CERRANO	03/10/1986	Active	35	1	5	-4	-10.26%	38	2	0			N	0		\$608.68	
Exc Award (06/30/2021, 06/30/2022, 06/30/2023)																		
21113	AVEZZANO	05/16/1967	Active	37	3	1	2	5.71%	35	1	0			N	1		\$2,110.13	



# Club Health Assessment for District 108 A through May 2025

			Status	Membership							Reports					Finance	LCIF
Club Number	Club Name	Charter Date		Current Member Count	YTD Members Added	YTD Members Dropped	YTD Net Growth	YTD Net Growth%	Member Count 12 Months Ago	Avg. length of service for dropped members	Months Since Last MMR ***	Yrs. Since Last Officer Report	President Rotation	Vice President Reported ****	Months Since Last Activity Report ***	Account Balance	Donations for current Fiscal Year
			Number of times on status quo within last two years	If below 15 members appears				If net loss is greater than 20% appears			If no report in 3 months appears in	When more than one year appears in	Number of repeat terms	Notes the officers that do not have an active	If no report at 12 months appears in red		
58717	BAGNACAVALLLO	09/26/1996	Active	29	1	1	0	0.00%	29	2	1			N	1		\$698.01
Exc Award (06/30/2016, 06/30/2017, 06/30/2018)																	
35605	BOJANO	05/15/1978	Active	11	5	2	3	37.50%	8	6	2		None	R	P,M	1	\$57.87
Exc Award (06/30/2018)																	
60721	CAMERINO ALTO MACERATESE	05/01/1998	Active	20	2	0	2	11.11%	18		1		2	R		0	\$148.01
Exc Award (06/30/2023, 06/30/2024)																	
21117	CAMPOBASSO	03/01/1958	Active	49	2	6	-4	-7.55%	52	16	0			N		0	\$1,907.98
Exc Award (06/30/2018, 06/30/2023)																	
104989	CASTELFIDARDO RIVIERA DEL CONERO	03/12/2009	Active	23	2	0	2	9.52%	21		1			N		0	\$2,394.04
Exc Award (06/30/2016, 06/30/2017, 06/30/2018)																	
21118	CATTOLICA	11/13/1955	Active	25	1	3	-2	-7.41%	26	11	0			N		6	\$215.75
59937	CERVIAAD NOVAS	09/05/1997	Active	27	0	0	0	0.00%	27		1			N		1	\$1,613.30
37172	CERVIA-CESENATICO HOST	05/30/1979	Active(1)	11	0	1	-1	-8.33%	12	2	2			N		N/A	\$597.89
Exc Award (06/30/2018)																	
21120	CESENA	04/23/1959	Active	69	2	4	-2	-2.82%	71	14	0			N		13	\$3,507.42
Exc Award (06/30/2022, 06/30/2023)																	
21121	CHIETI HOST	05/26/1955	Active	36	7	1	6	20.00%	31	50	0			N		3	\$1,120.83
Exc Award (06/30/2018)																	
52519	CHIETI I MARRUCINI	02/18/1992	Active	40	2	0	2	5.26%	34		0			N		2	\$1,604.64
Exc Award (06/30/2018, 06/30/2023, 06/30/2024)																	
50480	CIVITANOVA MARCHE CLUANA	04/30/1990	Active	24	3	4	-1	-4.00%	26	11	0			N		0	\$331.47
Exc Award (06/30/2017, 06/30/2018)																	
39718	CIVITANOVA MARCHE HOST	04/03/1981	Active	28	4	1	3	12.00%	24	43	2			R		5	\$347.68
Exc Award (06/30/2017, 06/30/2019)																	
21122	FABRIANO	02/19/1964	Active	59	1	0	1	1.72%	59		1			N		0	\$64.31
Exc Award (06/30/2022, 06/30/2024)																	
21123	FAENZA HOST	02/11/1959	Active	42	3	3	0	0.00%	42	14	0			N		0	\$629.26
Exc Award (06/30/2017, 06/30/2018, 06/30/2020)																	



# Club Health Assessment for District 108 A through May 2025

			Status	Membership							Reports					Finance		LCIF
Club Number	Club Name	Charter Date		Current Member Count	YTD Members Added	YTD Members Dropped	YTD Net Growth	YTD Net Growth%	Member Count 12 Months Ago	Avg. length of service for dropped members	Months Since Last MMR ***	Yrs. Since Last Officer Report	President Rotation	Vice President Reported ****	Months Since Last Activity Report ***	Account Balance	Donations for current Fiscal Year	
			Number of times on status quo within last two years	If below 15 members appears				If net loss is greater than 20% appears			If no report in 3 months appears in	When more than one year appears in	Number of repeat terms	Notes the officers that do not have an active	If no report at 12 months appears in red			
147227	Faenza Lioness	06/30/2021	Active	19	4	0	4	26.67%	15		0			N	0		\$77.17	
Exc Award (06/30/2024)																		
49483	FAENZA VALLI FAENTINE	05/03/1989	Active	26	2	1	1	4.00%	25	10	0			N	0		\$597.30	
21124	FANO	04/08/1963	Active	51	2	0	2	4.08%	46		0			N	0		\$740.05	
Exc Award (06/30/2018, 06/30/2024)																		
21125	FERMO PORTO SAN GIORGIO	12/22/1957	Active	36	3	2	1	2.86%	35	34	3		2	N	1		\$70.84	
82322	FORLÌ CESENA TERRE DI ROMAGNA	12/28/2004	Active(2)	20	0	2	-2	-9.09%	22	7	0			R	M,SC	17		
Exc Award (06/30/2018)																		
57282	FORLÌ GIOVANNI DE' MEDICI	08/15/1995	Active(1)	24	4	0	4	20.00%	20		2		2	R	17			
21127	FORLÌ HOST	02/13/1957	Active	93	1	6	-5	-5.10%	101	25	2			N	0		\$2,501.27	
Exc Award (06/30/2017, 06/30/2018)																		
34672	FORLÌ VALLE DEL BIDENTE	11/09/1977	Active(1)	42	3	2	1	2.44%	41	18	2			N	1			
63687	GABICCE MARE	11/10/2000	Active(1)	29	7	4	3	11.54%	30	9	2			N	0		\$370.68	
Exc Award (06/30/2018)																		
21131	GIULIANOVA	12/19/1968	Active	25	1	1	0	0.00%	26	20	0			N	6		\$1,105.52	
Exc Award (06/30/2023, 06/30/2024)																		
88049	GUARDIAGRELE	05/12/2005	Active	18	0	0	0	0.00%	16		0		2	N	4		\$194.20	
21132	IMOLA HOST	04/03/1956	Active	47	0	6	-6	-11.32%	53	10	1			N	0		\$25.72	
21133	ISERNIA	01/23/1962	Active	32	4	0	4	14.29%	28		0			N	0		\$1,240.59	
134826	Isola del Gran Sasso - Valle Siciliana	05/22/2018	Active	32	1	2	-1	-3.03%	33	7	2			N	0		\$222.33	
21134	JESI	10/22/1956	Active	74	2	0	2	2.78%	72		0			N	0		\$3,098.56	
Exc Award (06/30/2018, 06/30/2024)																		
21135	LANCIANO	07/22/1955	Active	38	3	1	2	5.56%	35	37	0			N	0		\$604.69	
Exc Award (06/30/2023, 06/30/2024)																		
21136	L'AQUILA	09/22/1957	Active	55	6	3	3	5.77%	52	16	1			N	0		\$1,082.11	
43516	LARINO	02/16/1984	Active(1)	15	4	1	3	25.00%	12	7	0			VP	0		\$295.70	
Exc Award (06/30/2017, 06/30/2018)																		




# Club Health Assessment for District 108 A through May 2025

			Status	Membership							Reports					Finance	LCIF	
Club Number	Club Name	Charter Date		Current Member Count	YTD Members Added	YTD Members Dropped	YTD Net Growth	YTD Net Growth%	Member Count 12 Months Ago	Avg. length of service for dropped members	Months Since Last MMR ***	Yrs. Since Last Officer Report	President Rotation	Vice President Reported ****	Months Since Last Activity Report ***	Account Balance	Donations for current Fiscal Year	
			Number of times on status quo within last two years	If below 15 members appears				If net loss is greater than 20% appears			If no report in 3 months appears in	When more than one year appears in	Number of repeat terms	Notes the officers that do not have an active	If no report at 12 months appears in red			
97101	LORETO APRUTINO PENNE	05/08/2006	Active(1)	15	1	2	-1	-6.25%	15	11	0		2	R	T,M,SC	2		\$1,817.71
	Exc Award (06/30/2023)																	
21138	LUGO	02/12/1957	Active	43	7	3	4	10.26%	39	15	0			N		4		\$135.15
	Exc Award (06/30/2017)																	
21139	MACERATA	01/08/1959	Active	62	6	4	2	3.33%	60	18	1			N		6		\$380.65
98232	MACERATA SFERISTERIO	12/28/2006	Active	19	0	0	0	0.00%	19		4			R		12	90+ Days	\$64.31
98231	MATELICA	12/26/2006	Active	26	2	1	1	4.00%	25	10	0			N		0		\$935.86
	Exc Award (06/30/2017, 06/30/2020, 06/30/20)																	
118803	MILANO MARITTIMA 100	02/19/2013	Active	20	0	0	0	0.00%	20		14				VP	9	90+ Days	
	Exc Award (06/30/2018)																	
34220	MONTESILVANO	06/26/1977	Active	22	2	1	1	4.76%	20	39	0			N		0		\$96.46
	Exc Award (06/30/2018)																	
21147	ORTONA	03/02/1966	Active	47	2	0	2	4.44%	45		1			N		0		\$1,059.57
38080	OSIMO	02/05/1980	Active	68	15	5	10	17.24%	61	2	0			N		0		\$3,837.95
	Exc Award (06/30/2018, 06/30/2023, 06/30/20)																	
45709	PERGOLA VAL CESANO	01/21/1986	Active	21	0	4	-4	-16.00%	25	22	2			N		0		\$57.87
	Exc Award (06/30/2017, 06/30/2018)																	
64460	PESARO DELLA ROVERE	06/28/2001	Active(1)	40	3	1	2	5.26%	38	1	2			N		8		\$57.87
	Exc Award (06/30/2018)																	
21149	PESARO HOST	01/12/1956	Active	62	0	2	-2	-3.13%	65	4	0			N		1		\$1,242.01
	Exc Award (06/30/2023)																	
58180	PESCARA ENNIO FLAIANO	04/22/1996	Active	23	0	0	0	0.00%	28		2			N		7		
21150	PESCARA HOST	02/14/1953	Active	57	1	0	1	1.79%	52		1			N		0		\$385.83
138203	Pescara Valpescara	05/28/2019	Active	22	1	1	0	0.00%	25	2	0			R		1		\$3,762.96
	Exc Award (06/30/2023)																	
52127	RAVENNA BISANZIO	10/29/1991	Active	47	3	5	-2	-4.08%	49	15	0			N		1		\$57.87
	Exc Award (06/30/2016)																	
55467	RAVENNA DANTE ALIGHIERI	03/28/1994	Active(1)	57	2	3	-1	-1.72%	58	12	0			N		1		\$2,095.26



# Club Health Assessment for District 108 A through May 2025

			Status	Membership							Reports					Finance	LCIF
Club Number	Club Name	Charter Date		Current Member Count	YTD Members Added	YTD Members Dropped	YTD Net Growth	YTD Net Growth%	Member Count 12 Months Ago	Avg. length of service for dropped members	Months Since Last MMR ***	Yrs. Since Last Officer Report	President Rotation	Vice President Reported ****	Months Since Last Activity Report ***	Account Balance	Donations for current Fiscal Year
			Number of times on status quo within last two years	If below 15 members appears			If net loss is greater than 20% appears				If no report in 3 months appears in	When more than one year appears in	Number of repeat terms	Notes the officers that do not have an active	If no report at 12 months appears in red		
Exc Award (06/30/2018, 06/30/2022, 06/30/2025) 21151 RAVENNA HOST 07/21/1955			Active	102	5	6	-1	-0.97%	103	29	1			N	0		\$99.44
Exc Award (06/30/2016, 06/30/2018) 62563 RAVENNA ROMAGNA PADUSA 12/16/1999			Active	48	2	3	-1	-2.04%	49	5	1			N	0		\$3,315.75
Exc Award (06/30/2018, 06/30/2023, 06/30/2025) 21152 RECANATI LORETO HOST 05/14/1968			Active	24	0	2	-2	-7.69%	26	12	5			N	13		\$2,233.83
Exc Award (06/30/2018) 45710 RICCIONE 01/10/1986			Active	38	0	2	-2	-5.00%	40	6	2			N	0		\$1,459.10
Exc Award (06/30/2017, 06/30/2018, 06/30/2025) 21153 RIMINI HOST 03/02/1956			Active	59	4	8	-4	-6.35%	66	14	0			N	1		\$743.21
Exc Award (06/30/2017, 06/30/2021, 06/30/2025) 39719 RIMINI MALATESTA 04/02/1981			Active(1)	29	2	0	2	7.41%	27		2			N	2		\$1,046.51
Exc Award (06/30/2023) 136950 Roseto Degli Abruzzi - Valle Del Vomano 12/10/2018			Active	39	3	4	-1	-2.50%	40	3	0			N	0		\$762.47
Exc Award (06/30/2020, 06/30/2021, 06/30/2025) 31366 RUBICONE 11/24/1975			Active	59	0	5	-5	-7.81%	64	19	0			N	8		\$500.00
Exc Award (06/30/2018) 57873 RUSSI 02/21/1996			Active	39	3	3	0	0.00%	39	13	0			N	0		\$1,570.84
Exc Award (06/30/2017) 30835 SAN BENEDETTO DEL TRONTO 05/19/1975			Active	51	0	2	-2	-3.77%	53	8	1			N	11		\$324.03
Exc Award (06/30/2023) 105350 SAN SALVO 04/27/2009			Active	23	2	0	2	9.52%	21		1		2	N	2		\$199.56
Exc Award (06/30/2016, 06/30/2018, 06/30/2025) 66593 SANT'ARCANGELO DI ROMAGNA 09/11/2002			Active(1)	28	7	2	5	21.74%	23	11	0			N	4		\$251.77
Exc Award (06/30/2018) 21156 SENIGALLIA 04/25/1972			Active	35	4	2	2	6.06%	34	26	0		2	N	3		\$867.57
Exc Award (06/30/2017, 06/30/2023) 21154 SULMONA 10/19/1960			Active	28	0	0	0	0.00%	28		2			N	17		\$115.75





# Club Health Assessment for District 108 A through May 2025

			Status	Membership							Reports					Finance	LCIF
Club Number	Club Name	Charter Date		Current Member Count	YTD Members Added	YTD Members Dropped	YTD Net Growth	YTD Net Growth%	Member Count 12 Months Ago	Avg. length of service for dropped members	Months Since Last MMR ***	Yrs. Since Last Officer Report	President Rotation	Vice President Reported ****	Months Since Last Activity Report ***	Account Balance	Donations for current Fiscal Year
			Number of times on status quo within last two years	If below 15 members appears				If net loss is greater than 20% appears			If no report in 3 months appears in	When more than one year appears in	Number of repeat terms	Notes the officers that do not have an active	If no report at 12 months appears in red		
21158	TERAMO Exc Award (06/30/2018)	06/12/1958	Active(1)	55	12	3	9	19.57%	47	8	0			N	7		\$1,067.75
21159	TERMOLI HOST Exc Award (06/30/2018)	06/07/1961	Active	45	5	1	4	9.76%	43	50	1			N	1		\$1,161.43
59219	TERMOLI TIFERNUS Exc Award (06/30/2018, 06/30/2024)	03/07/1997	Active	46	0	0	0	0.00%	46		1			N	0		\$536.67
21160	URBINO Exc Award (06/30/2016)	04/30/1959	Active	35	7	3	4	12.90%	31	13	1			N	1		\$160.28
39721	VAL VIBRATA Exc Award (06/30/2023)	04/20/1981	Active	40	3	2	1	2.56%	39	11	1			N	2		\$381.72
116502	VALDASO Exc Award (06/30/2018)	04/10/2012	Active	30	15	3	12	66.67%	18	20	0			N	SC 15		\$57.87
62689	VALLE DEL CONCA DI MORCIANO DI ROMAGNA Exc Award (06/30/2021)	01/13/2000	Active	27	0	2	-2	-6.90%	29	15	2			N	VP 18		
21161	VALLE DEL SAVIO Exc Award (06/30/2018, 06/30/2024)	06/12/1973	Active	36	6	0	6	20.00%	30		0			N	1		\$1,000.00
41540	VALLE DEL SENIO Exc Award (06/30/2016, 06/30/2018)	06/04/1982	Active	33	0	2	-2	-5.71%	35	7	1			N	4		\$347.25
52441	VASTO ADRIATICA VITTORIA COLONNA Exc Award (06/30/2022, 06/30/2024)	01/24/1992	Active	34	1	3	-2	-5.56%	36	19	1			N	1		\$1,401.89
21162	VASTO HOST Exc Award (06/30/2017, 06/30/2018, 06/30/2024)	05/03/1959	Active	57	1	0	1	1.79%	55		0			N	0		\$3,556.96
102166	VASTO NEW CENTURY Exc Award (06/30/2016, 06/30/2018, 06/30/2024)	05/23/2008	Active	41	5	2	3	7.89%	38	0	2			N	0		\$1,369.56

Clubs Cancelled Previous Fiscal Year – Clubs Cancelled within last 12 months may be reinstated

Club Number	Club Name	Charter Date	Current Status*	Cancellation Date
99027	CASOLI VAL DI SANGRO	04/06/2007	Cancelled(6*)	11/29/2023



# Club Health Assessment for District 108 A through May 2025

				Status		Membership							Reports					Finance		LCIF	
Club Number	Club Name	Charter Date																			
			</																		

\* - P - Priority Club. Cancellation Reasons: 1-Objectives/conduct, 2-Non-active club, 5-Non-existing club, 6-Disbanding, 7-Merger, 8-Financial Suspension, 9-District/Multiple District Dues.

\*\* - Abbreviation: P-President, S-Secretary, T-Treasurer, M-Member Chairperson, VP-First Vice President, MC-Communications Chairperson, SC-Service Chairperson

\*\*\* - Abbreviation: N/R - Never reported using the Lions Clubs website, N/A - Not applicable, No password registered for the Lions Clubs website.

\*\*\*\* - Abbreviation: N - New, IP - Immediate Past, R - Repeat.



# Club Health Assessment for District 108AB through May 2025

			Status	Membership							Reports					Finance	LCIF
Club Number	Club Name	Charter Date		Current Member Count	YTD Members Added	YTD Members Dropped	YTD Net Growth	YTD Net Growth%	Member Count 12 Months Ago	Avg. length of service for dropped members	Months Since Last MMR ***	Yrs. Since Last Officer Report	President Rotation	Vice President Reported ****	Months Since Last Activity Report ***	Account Balance	Donations for current Fiscal Year
			Number of times on status quo within last two years	If below 15 members appears				If net loss is greater than 20% appears			If no report in 3 months appears in	When more than one year appears in	Number of repeat terms	Notes the officers that do not have an active	If no report at 12 months appears in red		
Clubs less than two years old																	
180690	Altamura Archeologia e Territorio	02/25/2025	Active	20	20	0	20	100.00%	0		1			M,VP,SC	N/R		
156986	Galatina Galatone e Terre dell Asso Exc Award (06/30/2024)	01/18/2024	Active	23	4	5	-1	-4.17%	26	1	1		2	R	1		\$58.08
156438	Gargano Cultura e Ambiente Exc Award (06/30/2024)	10/17/2023	Active	29	0	0	0	0.00%	29		0			N	0		\$487.71
157888	Monteroni Valle della Cupa	05/30/2024	Cancelled(8*)	0	0	21	-21	-100.00%	21	1	14		None	P,S,T,M,VP SC	N/R	90+ Days	
182222	Monti Della Daunia	05/16/2025	Newly Chartered	20	21	1	20	100.00%	0	0	0			VP,SC	N/R		\$120.00
157786	Salento Porta Grika	03/29/2024	Active	18	6	7	-1	-5.26%	21	1	0		2	R	0		\$266.17
157206	Terra d Otranto Storia Cultura e Ambiente Exc Award (06/30/2024)	01/22/2024	Active	25	0	0	0	0.00%	26		6		2	R	0		\$116.17
156021	Tricase Capo di Leuca Exc Award (06/30/2024)	09/29/2023	Active(1)	28	7	4	3	12.00%	25	1	4			VP,SC	4		\$174.25
Clubs more than two years old																	
102227	ACQUAVIVA DELLE FONTI PURA DEFLUIT Exc Award (06/30/2022, 06/30/2023, 06/30/2024)	05/22/2008	Active	27	0	1	-1	-3.57%	25	17	0			N	1		\$272.34
21110	ALTAMURA HOST Exc Award (06/30/2022, 06/30/2024)	11/13/1973	Active	43	0	1	-1	-2.27%	44	46	0			N	1		\$290.00
95893	ALTAMURA Jesce Murex Exc Award (06/30/2018, 06/30/2024)	02/23/2006	Active(1)	33	0	7	-7	-17.50%	40	1	0			N	2		\$880.53
48616	ANDRIA COSTANZA D'ARAGONA Exc Award (06/30/2019)	05/23/1988	Active	6	0	0	0	0.00%	6		0		2	N	2		\$58.08
21114	BARI Exc Award (06/30/2017, 06/30/2018, 06/30/2020)	03/16/1958	Active	31	1	6	-5	-13.89%	39	16	2			N	2		\$274.51
133615	Bari Citta? Metropolitana	01/10/2018	Active	21	2	1	1	5.00%	22	1	0			N	0		\$176.80
51577	BARI G. MURAT	04/25/1991	Active	18	3	2	1	5.88%	15	1	2			N	0		\$1,168.86



# Club Health Assessment for District 108AB through May 2025

			Status	Membership							Reports					Finance		LCIF
Club Number	Club Name	Charter Date		Current Member Count	YTD Members Added	YTD Members Dropped	YTD Net Growth	YTD Net Growth%	Member Count 12 Months Ago	Avg. length of service for dropped members	Months Since Last MMR ***	Yrs. Since Last Officer Report	President Rotation	Vice President Reported ****	Months Since Last Activity Report ***	Account Balance	Donations for current Fiscal Year	
			Number of times on status quo within last two years	If below 15 members appears				If net loss is greater than 20% appears			If no report in 3 months appears in	When more than one year appears in	Number of repeat terms		Notes the officers that do not have an active	If no report at 12 months appears in red		
Exc Award (06/30/2018, 06/30/2020, 06/30/2024)			Active	10	1	3	-2	-16.67%	12	13	4		2	R	0		\$78.08	
53201	BARI MELVIN JONES	06/03/1992		15	2	3	-1	-6.25%	16	16	3			N	1		\$121.67	
Exc Award (06/30/2022)			Active(1)	7	0	0	0	0.00%	11		3			M,VP,SC	13			
84804	BARI NICCOLO' PICCINNI NEW CENTURY	02/03/2005		46	4	2	2	4.55%	44	11	0			N	0		\$1,578.05	
Exc Award (06/30/2023, 06/30/2024)			Active	17	0	0	0	0.00%	17		12		2	R	SC	0	\$250.76	
33731	BARI TRIGGIANO MARINA	04/20/1977		54	3	0	3	5.88%	51		0			N	0		\$1,773.10	
Exc Award (06/30/2019, 06/30/2023, 06/30/2024)			Active	12	0	5	-5	-29.41%	15	19	6			VP	0		\$330.98	
57047	BISCEGLIE	06/05/1995		21	3	2	1	5.00%	20	7	2			R	4		\$58.08	
Exc Award (06/30/2022, 06/30/2023)			Active(1)	24	2	9	-7	-22.58%	31	8	0			N	0		\$506.16	
21116	BRINDISI	03/16/1956		70	11	2	9	14.75%	59	1	0			N	1		\$778.73	
Exc Award (06/30/2023, 06/30/2024)			Active(1)	49	4	6	-2	-3.92%	50	3	2		2	R	1		\$633.77	
29415	CASARANO	05/31/1974		21	1	2	-1	-4.55%	22	16	0			N	2		\$290.00	
Exc Award (06/30/2024)			Active	23	0	1	-1	-4.17%	29	40	0		2		T,VP	1	\$232.34	
35082	CASTEL DEL MONTE HOST	02/24/1978		19	3	0	3	18.75%	16		7			N	8		\$674.25	
Exc Award (06/30/2023, 06/30/2024)			Active	21	1	0	1	5.00%	20		1			N	0		\$230.74	
98465	CEGLIE MESSAPICA ALTO SALENTO	02/12/2007		Exc Award (06/30/2021, 06/30/2022, 06/30/2024)														




# Club Health Assessment for District 108AB through May 2025

			Status	Membership							Reports					Finance		LCIF
Club Number	Club Name	Charter Date		Current Member Count	YTD Members Added	YTD Members Dropped	YTD Net Growth	YTD Net Growth%	Member Count 12 Months Ago	Avg. length of service for dropped members	Months Since Last MMR ***	Yrs. Since Last Officer Report	President Rotation	Vice President Reported ****	Months Since Last Activity Report ***	Account Balance	Donations for current Fiscal Year	
			Number of times on status quo within last two years	If below 15 members appears				If net loss is greater than 20% appears			If no report in 3 months appears in	When more than one year appears in	Number of repeat terms	Notes the officers that do not have an active	If no report at 12 months appears in red			
21119	CERIGNOLA HOST	02/07/1968	Active(1)	28	0	12	-12	-30.00%	39	5	0			N	0		\$526.17	
	Exc Award (06/30/2020, 06/30/2021, 06/30/2022)																	
138496	Cerignola Torre Alemanna	06/12/2019	Active	22	1	0	1	4.76%	23		8			R	1		\$318.08	
98755	COPERTINO SALENTO ?PINO CORDELLA?	03/13/2007	Active	50	9	1	8	19.05%	43	6	1			N	0		\$174.25	
	Exc Award (06/30/2018, 06/30/2020, 06/30/2022)																	
108504	CRISPIANO - MARTINA FRANCA "TERRA DELLE"	05/27/2010	Active	13	0	5	-5	-27.78%	18	4	0		None	N	P,S	7	\$116.17	
	Exc Award (06/30/2019, 06/30/2023, 06/30/2024)																	
37703	FASANO	11/12/1979	Active	55	0	1	-1	-1.79%	55	5	10			N	2		\$1,471.42	
	Exc Award (06/30/2017, 06/30/2018, 06/30/2020)																	
52476	FOGGIA ARPI	02/05/1992	Active	41	4	3	1	2.50%	40	4	0			N	0		\$1,786.45	
	Exc Award (06/30/2018, 06/30/2019, 06/30/2020)																	
142609	Foggia Federico II Di Svevia	09/04/2020	Active	13	2	2	0	0.00%	20	4	5			R	4		\$272.90	
21126	FOGGIA HOST	06/07/1959	Active	24	0	5	-5	-17.24%	29	7	0			N	M	0	\$2,445.02	
	Exc Award (06/30/2018, 06/30/2019)																	
54584	FOGGIA UMBERTO GIORDANO	06/10/1993	Active	43	1	2	-1	-2.27%	44	3	1			N	0		\$1,791.91	
	Exc Award (06/30/2022, 06/30/2023)																	
21128	FRANCAVILLA FONTANA	04/08/1970	Active	20	2	5	-3	-13.04%	23	5	4			N	0		\$316.25	
	Exc Award (06/30/2023, 06/30/2024)																	
51578	GALLIPOLI	04/25/1991	Active	30	6	1	5	20.00%	29	6	4			N	0		\$232.34	
	Exc Award (06/30/2023, 06/30/2024)																	
117278	GARGANO SAN GIOVANNI ROTONDO	06/22/2012	Active	6	1	1	0	0.00%	6	1	2			N	SC	5		
	Exc Award (06/30/2024)																	
52788	GINOSA LE GRAVINE	04/02/1992	Active	18	1	0	1	5.88%	17		4			N	1		\$232.34	
	Exc Award (06/30/2019, 06/30/2022)																	
149138	Gioia del Colle - Putignano Monte Johe	01/04/2022	Active	36	2	1	1	2.86%	37	0	0			N	0		\$388.41	
	Exc Award (06/30/2023, 06/30/2024)																	
148093	GIOIA DEL COLLE HOST TERRA DEI PEUCEZI	09/07/2021	Active(1)	40	6	3	3	8.11%	41	3	0			N	2		\$658.65	



# Club Health Assessment for District 108AB through May 2025

			Status	Membership							Reports					Finance	LCIF
Club Number	Club Name	Charter Date		Current Member Count	YTD Members Added	YTD Members Dropped	YTD Net Growth	YTD Net Growth%	Member Count 12 Months Ago	Avg. length of service for dropped members	Months Since Last MMR ***	Yrs. Since Last Officer Report	President Rotation	Vice President Reported ****	Months Since Last Activity Report ***	Account Balance	Donations for current Fiscal Year
			Number of times on status quo within last two years	If below 15 members appears				If net loss is greater than 20% appears			If no report in 3 months appears in	When more than one year appears in	Number of repeat terms	Notes the officers that do not have an active	If no report at 12 months appears in red		
Exc Award (06/30/2024)																	
58919	GRAVINA IN PUGLIA	12/13/1996	Active	31	1	3	-2	-6.06%	33	23	0			N S	0		\$2,054.40
Exc Award (06/30/2022)																	
45294	GROTTAGLIE	07/05/1985	Active	30	1	4	-3	-9.09%	33	20	1			N	1		\$757.08
Exc Award (06/30/2017, 06/30/2023)																	
21129	LECCE HOST	01/20/1956	Active(1)	35	4	9	-5	-12.50%	39	10	1			N SC	1		\$1,661.65
Exc Award (06/30/2020, 06/30/2022, 06/30/2023)																	
59510	LECCE MESSAPIA	05/02/1997	Active	101	6	2	4	4.12%	104	7	0			N	0		\$6,406.80
Exc Award (06/30/2017, 06/30/2018, 06/30/2019)																	
53107	LECCE RUDIAE	05/18/1992	Active	35	4	0	4	12.90%	33		6			R	0		\$1,900.00
Exc Award (06/30/2023)																	
111070	LECCE SALIENTUM UNIVERSITAS	05/12/2011	Active(1)	16	0	0	0	0.00%	16		10		2	T,M,VP,SC	4	90+ Days	
Exc Award (06/30/2022)																	
41539	LECCE SANTA CROCE	06/28/1982	Active	53	9	4	5	10.42%	43	20	0			N	1		\$546.25
Exc Award (06/30/2017, 06/30/2018, 06/30/2019)																	
21137	LUCERA	02/07/1968	Active	35	5	4	1	2.94%	32	7	0			N	0		\$1,520.53
Exc Award (06/30/2017, 06/30/2019, 06/30/2020)																	
77514	LUPIAE MEDITERRANEUM	08/29/2003	Active	32	3	4	-1	-3.03%	35	6	0			R	0		\$174.25
Exc Award (06/30/2019, 06/30/2020, 06/30/2021)																	
21140	MAGLIE	04/26/1959	Active	26	4	1	3	13.04%	23	5	1		2	R	1		\$116.17
Exc Award (06/30/2018, 06/30/2019, 06/30/2020)																	
21141	MANDURIA	05/12/1968	Active	19	0	1	-1	-5.00%	22	57	0			N S,SC	0		\$218.25
Exc Award (06/30/2020, 06/30/2022, 06/30/2023)																	
21142	MANFREDONIA HOST	03/08/1968	Active	40	0	0	0	0.00%	36		10			N	1		\$1,278.22
Exc Award (06/30/2019, 06/30/2020, 06/30/2021)																	
65502	MANFREDONIA SIPONTUM	06/11/2002	Active	31	4	1	3	10.71%	29	3	3			N	1		\$3,495.23
Exc Award (06/30/2022, 06/30/2023, 06/30/2024)																	
21143	MARTINA FRANCA HOST	05/12/1968	Active	27	1	2	-1	-3.57%	28	21	0			N	1		\$1,381.80
Exc Award (06/30/2021, 06/30/2023)																	



# Club Health Assessment for District 108AB through May 2025

			Status	Membership							Reports					Finance		LCIF
Club Number	Club Name	Charter Date		Current Member Count	YTD Members Added	YTD Members Dropped	YTD Net Growth	YTD Net Growth%	Member Count 12 Months Ago	Avg. length of service for dropped members	Months Since Last MMR ***	Yrs. Since Last Officer Report	President Rotation	Vice President Reported ****	Months Since Last Activity Report ***	Account Balance	Donations for current Fiscal Year	
			Number of times on status quo within last two years	If below 15 members appears				If net loss is greater than 20% appears			If no report in 3 months appears	When more than one year appears in	Number of repeat terms	Notes the officers that do not have an active	If no report at 12 months appears in red			
63172	MARTINA FRANCA VALLE D'ITRIA Exc Award (06/30/2019, 06/30/2022, 06/30/20	05/16/2000	Active(1)	33	4	7	-3	-8.33%	31	18	1			N	1		\$1,273.21	
52861	MASSAFRA MOTTOLA LE CRIPTE Exc Award (06/30/2019, 06/30/2022, 06/30/20	04/13/1992	Active	63	4	2	2	3.28%	61	22	1			N	0		\$454.25	
41200	MESAGNE Exc Award (06/30/2022, 06/30/2023, 06/30/20	04/13/1982	Active(1)	47	1	2	-1	-2.08%	45	8	0			N	0		\$1,809.88	
67483	MINERVINO MURGE BOEMONDO D'ALTAVILLA Exc Award (06/30/2022, 06/30/2023)	03/21/2003	Active	18	2	0	2	12.50%	16		4			N	0		\$596.37	
21144	MOLFETTA Exc Award (06/30/2022, 06/30/2023)	09/21/1963	Active	19	1	3	-2	-9.52%	20	7	0			N	1		\$530.39	
21145	MONOPOLI Exc Award (06/30/2017, 06/30/2018, 06/30/20	07/12/1968	Active	35	1	2	-1	-2.78%	35	5	4			N	3		\$1,333.29	
138332	Monti Dauni Meridionali Exc Award (06/30/2020, 06/30/2022, 06/30/20	06/03/2019	Active	26	2	19	-17	-39.53%	43	5	0			N	0		\$4,501.16	
136266	Murgia Parco Nazionale Exc Award (06/30/2019, 06/30/2020, 06/30/20	08/28/2018	Active	27	2	2	0	0.00%	27	6	0		2	N	0		\$174.25	
21146	NARDO' Exc Award (06/30/2018, 06/30/2019, 06/30/20	04/06/1964	Active	34	4	3	1	3.03%	34	3	1			N	1		\$58.08	
43517	NOCI DEI TRULLI E DELLE GROTTE Exc Award (06/30/2019, 06/30/2022, 06/30/20	02/09/1984	Active	29	5	2	3	11.54%	27	12	0			N	0		\$300.00	
98932	OSTUNI CITTÀ BIANCA Exc Award (06/30/2016, 06/30/2017, 06/30/20	04/30/2007	Active	26	3	1	2	8.33%	24	5	0			N	1		\$1,058.48	
21148	OSTUNI HOST Exc Award (06/30/2018, 06/30/2019, 06/30/20	04/05/1964	Active	25	0	1	-1	-3.85%	26	4	9			N	1		\$1,073.72	
123726	Palo del Colle - Auricarro Exc Award (06/30/2016, 06/30/2018, 06/30/20	12/01/2014	Active	34	0	0	0	0.00%	31		0			N	0		\$2,198.33	
150772	Poggiardo UNICRIS Exc Award (06/30/2024)	05/09/2022	Status Quo(2)	23	0	0	0	0.00%	23		11		5	N	0	90+ Days		



# Club Health Assessment for District 108AB through May 2025

			Status	Membership							Reports					Finance	LCIF	
Club Number	Club Name	Charter Date		Current Member Count	YTD Members Added	YTD Members Dropped	YTD Net Growth	YTD Net Growth%	Member Count 12 Months Ago	Avg. length of service for dropped members	Months Since Last MMR ***	Yrs. Since Last Officer Report	President Rotation	Vice President Reported ****	Months Since Last Activity Report ***	Account Balance	Donations for current Fiscal Year	
			Number of times on status quo within last two years	If below 15 members appears				If net loss is greater than 20% appears			If no report in 3 months appears in	When more than one year appears in	Number of repeat terms	Notes the officers that do not have an active	If no report at 12 months appears in red			
141225	Puglia Ambiente Sostenibile Exc Award (06/30/2023)	03/24/2020	Active(1)	14	4	1	3	27.27%	16	0	0			N	0	90+ Days	\$116.17	
134292	Puglia Champions	04/12/2018	Active(1)	20	0	0	0	0.00%	20		1		2	R	2			
134123	Puglia Dei Patrimoni E Dei Cittadini Exc Award (06/30/2020, 06/30/2021, 06/30/2022)	03/20/2018	Active	30	2	3	-1	-3.23%	31	9	2			N	2		\$174.25	
133589	Puglia Medicina Solidale - Lifestyle Exc Award (06/30/2020)	01/16/2018	Active(3)	12	0	1	-1	-7.69%	13	5	7		6	R	6		\$92.94	
133209	Puglia Scambi Giovanili Exc Award (06/30/2020, 06/30/2021)	11/20/2017	Active(1)	18	3	5	-2	-10.00%	26	4	0			N	SC		0	\$174.25
31867	RUTIGLIANO Exc Award (06/30/2018, 06/30/2022)	03/09/1976	Active	23	1	0	1	4.55%	21		0			N	SC		4	\$900.45
141341	Ruvo di Puglia - Terlizzi Appia Traiana Exc Award (06/30/2021, 06/30/2022)	04/30/2020	Active	26	1	1	0	0.00%	26	1	0			N	0		\$263.85	
75997	RUVO DI PUGLIA TALOS HOST Exc Award (06/30/2017, 06/30/2018, 06/30/2019)	06/30/2003	Active	35	1	1	0	0.00%	33	4	1			N	0		\$1,227.38	
133782	Salento Territorio ed Ambiente Exc Award (06/30/2021, 06/30/2023)	03/19/2018	Active	33	1	2	-1	-2.94%	35	4	5			R	1		\$226.96	
141646	Salento Zero Barriere Exc Award (06/30/2021, 06/30/2022, 06/30/2023)	06/22/2020	Active	52	6	3	3	6.12%	49	2	3			N	0		\$848.60	
39638	SAN GIOVANNI ROTONDO HOST	03/25/1981	Active	12	0	0	0	0.00%	12		0			R	M	0	\$205.67	
39720	SAN MARCO IN LAMIS Exc Award (06/30/2016, 06/30/2018, 06/30/2019)	04/17/1981	Active	30	2	1	1	3.45%	27	44	5			N	0	\$2,105.56		
67342	SAN PIETRO VERNOTICO Exc Award (06/30/2017, 06/30/2024)	02/21/2003	Active	21	6	4	2	10.53%	19	4	0				VP	0	\$866.98	
21157	SAN SEVERO Exc Award (06/30/2017, 06/30/2018)	05/17/1973	Active(1)	16	0	2	-2	-11.11%	19	9	0			N	0	\$316.17		
146340	San Vito dei Normanni	06/11/2021	Active(3)	15	0	2	-2	-11.76%	17	3	8			N	6			





# Club Health Assessment for District 108AB through May 2025

			Status	Membership							Reports					Finance	LCIF
Club Number	Club Name	Charter Date		Current Member Count	YTD Members Added	YTD Members Dropped	YTD Net Growth	YTD Net Growth%	Member Count 12 Months Ago	Avg. length of service for dropped members	Months Since Last MMR ***	Yrs. Since Last Officer Report	President Rotation	Vice President Reported ****	Months Since Last Activity Report ***	Account Balance	Donations for current Fiscal Year
			Number of times on status quo within last two years	If below 15 members appears				If net loss is greater than 20% appears			If no report in 3 months appears in	When more than one year appears in	Number of repeat terms	Notes the officers that do not have an active	If no report at 12 months appears in red		
Exc Award (06/30/2023)																	
109549	SANNICANDRO GARGANICO "ENZO MANDUZIO"	10/27/2010	Active	8	0	0	0	0.00%	8		19		2	R S,M	9		
Exc Award (06/30/2023, 06/30/2024)																	
61696	SANTERAMO IN COLLE	03/29/1999	Cancelled(8*)	0	0	3	-3	-100.00%	3	13	5		None	P,S,T,M,VP SC	17	90+ Days	
Exc Award (06/30/2022)																	
61133	TARANTO ARAGONESE	09/14/1998	Active	31	2	6	-4	-11.43%	35	12	0			N	0		\$1,446.37
Exc Award (06/30/2018, 06/30/2019, 06/30/20																	
103346	TARANTO CITTA' DEI DUE MARI	07/28/2008	Active	21	1	6	-5	-19.23%	26	3	5			N	0		\$174.25
Exc Award (06/30/2017, 06/30/2021, 06/30/20																	
101021	TARANTO FALANTO	01/15/2008	Active	22	5	0	5	29.41%	17		5			N	0		\$377.62
Exc Award (06/30/2018, 06/30/2023)																	
21155	TARANTO HOST	10/13/1955	Active	44	2	4	-2	-4.35%	41	22	0			N	0		\$1,671.69
Exc Award (06/30/2018, 06/30/2020, 06/30/20																	
48617	TARANTO POSEIDON	05/23/1988	Active	45	1	2	-1	-2.17%	46	9	0			N	0		\$116.17
Exc Award (06/30/2018, 06/30/2019, 06/30/20																	
151845	Taranto San Giorgio - Terra Jonica	07/26/2022	Active	34	0	7	-7	-17.07%	45	3	0			N	1		\$777.53
Exc Award (06/30/2023, 06/30/2024)																	
103766	TERRE DI FEDERICO	10/16/2008	Active	11	3	3	0	0.00%	11	11	2		2	N SC	5	90+ Days	\$108.08
Exc Award (06/30/2022, 06/30/2024)																	
63173	TORITTO	05/16/2000	Active(1)	20	1	2	-1	-4.76%	23	5	0			N	1		\$1,062.76
Exc Award (06/30/2018, 06/30/2021, 06/30/20																	
122460	Trani Ordinamenta Maris	06/13/2014	Active	24	1	1	0	0.00%	24	4	8			N	1		\$116.17
Exc Award (06/30/2022, 06/30/2024)																	
127542	Turi Matteo Pugliese	05/13/2016	Active	27	0	3	-3	-10.00%	30	31	1			N	2		\$774.84
Exc Award (06/30/2022)																	

Clubs Cancelled Previous Fiscal Year – Clubs Cancelled within last 12 months may be reinstated

Club Number	Club Name	Charter Date	Current Status*	Cancellation Date
-------------	-----------	--------------	-----------------	-------------------



## Club Health Assessment for District 108AB through May 2025

			Status		Membership							Reports					Finance		LCIF	
Club Number	Club Name	Charter Date			Current Member Count	YTD Members Added	YTD Members Dropped	YTD Net Growth	YTD Net Growth%	Member Count 12 Months Ago	Avg. length of service for dropped members	Months Since Last MMR ***	Yrs. Since Last Officer Report	President Rotation	Vice President Reported ****	Months Since Last Activity Report ***	Account Balance	Donations for current Fiscal Year		
			Number of times on status quo within last two years		If below 15 members appears				If net loss is greater than 20% appears			If no report in 3 months appears in	When more than one year appears in	Number of repeat terms	Notes the officers that do not have an active	If no report at 12 months appears in red				
123513	Lecce Giuseppe Codacci-Pisanelli	11/24/2014	Cancelled(6*)							12/29/2023										
Current Total Clubs Count	YTD New Clubs Count	YTD Cancelled Clubs Count	YTD Net Club Gain	Current Total Members Count	YTD Add	YTD Drop	YTD Net Growth	YTD Net Growth %	Member Count 12 Months Ago	Average Member Count Per Club	% of Clubs with less than 20 members	% No MMR in 3 Months	% No Officer Report in 12 Months	% of Clubs with balance 90+ days	Number of Clubs in Status Quo	% Status Quo Clubs in Financial Suspension	Number of Cancelled Clubs	Average Cancelled Club Age	Members Lost Due to Cancellation	% of Clubs Cancelled for Non-Financial Reasons
98	2	2	0	2,784	248	275	-27	-0.96%	2,838	28	26%	32%	0%	4%	1	100%	2	18	24	0%

\* - P - Priority Club. Cancellation Reasons: 1-Objectives/conduct, 2-Non-active club, 5-Non-existing club, 6-Disbanding, 7-Merger, 8-Financial Suspension, 9-District/Multiple District Dues.

\*\* - Abbreviation: P-President, S-Secretary, T-Treasurer, M-Member Chairperson, VP-First Vice President, MC-Communications Chairperson, SC-Service Chairperson

\*\*\* - Abbreviation: N/R - Never reported using the Lions Clubs website, N/A - Not applicable, No password registered for the Lions Clubs website.

\*\*\*\* - Abbreviation: N - New, IP - Immediate Past, R - Repeat.



# Club Health Assessment for District 108 L through May 2025

			Status	Membership							Reports					Finance	LCIF
Club Number	Club Name	Charter Date		Current Member Count	YTD Members Added	YTD Members Dropped	YTD Net Growth	YTD Net Growth%	Member Count 12 Months Ago	Avg. length of service for dropped members	Months Since Last MMR ***	Yrs. Since Last Officer Report	President Rotation	Vice President Reported ****	Months Since Last Activity Report ***	Account Balance	Donations for current Fiscal Year
			Number of times on status quo within last two years	If below 15 members appears				If net loss is greater than 20% appears			If no report in 3 months appears in	When more than one year appears in	Number of repeat terms	Notes the officers that do not have an active	If no report at 12 months appears in red		
Clubs less than two years old																	
154439	Florinas	06/02/2023	Active	14	0	0	0	0.00%	16		2			N	1		\$200.00
182158	Perugia Aild "Aldo Villani"	05/21/2025	Newly Chartered	23	23	0	23	100.00%	0		0			M,VP,SC	N/A		
180714	Roma Arte In Tevere	03/07/2025	Newly Chartered	31	31	0	31	100.00%	0		1			M,VP,SC	N/R		
157195	Roma Kerala	01/19/2024	Active	24	1	2	-1	-4.00%	25	1	0		2	N	M	0	
154903	Roma Sibylla	06/27/2023	Active(1)	21	2	3	-1	-4.55%	26	1	0		3	R		8	\$529.00
Clubs more than two years old																	
41541	ALGHERO	06/02/1982	Active	22	1	3	-2	-8.33%	24	13	2			N	2		\$431.00
32237	AMATRICE MICIGLIANO TERMINILLO Exc Award (06/30/2018, 06/30/2024)	05/18/1976	P- Active	21	3	2	1	5.00%	20	2	3		2	R	1	90+ Days	\$413.03
53854	ANTRODOCO HOST Exc Award (06/30/2019)	12/02/1992	P- Active	18	0	2	-2	-10.00%	21	8	2		None	P,VP	2	90+ Days	\$282.08
21164	ANZIO NETTUNO HOST Exc Award (06/30/2018, 06/30/2024)	11/09/1965	Active	36	16	2	14	63.64%	24	25	0		2	N	0		\$2,012.09
56617	ARCE-PONTECORVO "AGER FREGELLANUS"	03/08/1995	Active	16	0	1	-1	-5.88%	17	1	1		5	R	5		\$211.58
30420	ARZACHENA-COSTA SMERALDA Exc Award (06/30/2017)	03/17/1975	Active	22	1	2	-1	-4.35%	23	17	0			N	0		\$341.68
21166	ASSISI	03/24/1966	Active	33	2	1	1	3.13%	32	12	3			N	1		\$509.40
21167	BRACCIANO-ANGUILLARA SABAZIA MONTI SABATINI Exc Award (06/30/2017, 06/30/2020, 06/30/2024)	06/18/1966	Active	39	2	3	-1	-2.50%	41	13	2			VP	0		\$621.82
44653	CAGLIARI CASTELLO Exc Award (06/30/2017, 06/30/2021, 06/30/2024)	02/08/1985	Active	39	0	1	-1	-2.50%	41	2	4			N	1		\$1,243.20
21168	CAGLIARI HOST Exc Award (06/30/2019, 06/30/2022, 06/30/2024)	05/04/1957	Active	60	8	2	6	11.11%	55	16	0			N	0		\$2,076.01
49512	CAGLIARI KAREL	05/15/1989	Active	20	5	1	4	25.00%	16	2	7			N	4		\$464.18



# Club Health Assessment for District 108 L through May 2025

			Status	Membership							Reports					Finance		LCIF
Club Number	Club Name	Charter Date		Current Member Count	YTD Members Added	YTD Members Dropped	YTD Net Growth	YTD Net Growth%	Member Count 12 Months Ago	Avg. length of service for dropped members	Months Since Last MMR ***	Yrs. Since Last Officer Report	President Rotation	Vice President Reported ****	Months Since Last Activity Report ***	Account Balance	Donations for current Fiscal Year	
			Number of times on status quo within last two years	If below 15 members appears				If net loss is greater than 20% appears			If no report in 3 months appears in	When more than one year appears in	Number of repeat terms	Notes the officers that do not have an active	If no report at 12 months appears in red			
146741	Cagliari Lioness	06/30/2021	Active	20	3	0	3	17.65%	17		3		2	N	0		\$285.15	
110178	CAGLIARI MONTE URPINU	02/08/2011	Active	28	0	3	-3	-9.68%	33	18	1			N	0		\$666.19	
	Exc Award (06/30/2018, 06/30/2024)																	
122287	Cagliari Saint Remy	05/27/2014	Active(1)	22	8	2	6	37.50%	15	9	0			N	1		\$583.72	
53453	CAGLIARI VILLANOVA	06/30/1992	Active	22	0	3	-3	-12.00%	25	32	6			N	0		\$366.42	
	Exc Award (06/30/2019, 06/30/2021, 06/30/2022)																	
51266	CALANGIANUS	02/05/1991	Active	18	1	6	-5	-21.74%	23	19	2			N	M	0		
57116	CAMPAGNANO-MAZZANO ROMANO	06/27/1995	Active	14	0	3	-3	-17.65%	19	9	2			N		1	\$256.50	
	Exc Award (06/30/2018, 06/30/2022, 06/30/2024)																	
21169	CARBONIA	12/17/1968	Active	18	2	2	0	0.00%	20	43	0			N	M	0	\$151.52	
	Exc Award (06/30/2022)																	
58920	CARLOFORTE	12/13/1996	Active(3)	12	0	0	0	0.00%	12		9			N		4	90+ Days \$219.50	
21170	CASSINO	01/15/1960	Active	20	4	2	2	11.11%	18	7	3			N	M	0	\$361.31	
45797	CASTELSARDO	02/05/1986	Active	26	3	0	3	13.04%	23		2			N	M	1	\$210.18	
	Exc Award (06/30/2022)																	
53925	CIAMPINO	12/28/1992	Active	26	5	0	5	23.81%	22		2		2	R		0	\$378.11	
	Exc Award (06/30/2018, 06/30/2024)																	
21174	CITTA' DELLA PIEVE	05/21/1965	Active	15	1	1	0	0.00%	15	6	1			N		1	\$413.93	
21175	CITTA' DI CASTELLO HOST	02/01/1968	Active	71	4	2	2	2.90%	70	32	0			IP		0	\$1,542.46	
	Exc Award (06/30/2018, 06/30/2023)																	
126377	Citta di Castello Tiferno	02/05/2016	Active	22	5	2	3	15.79%	19	4	0			N	SC	0	\$478.12	
	Exc Award (06/30/2018, 06/30/2019, 06/30/2020)																	
117933	CITTADUCALE	10/10/2012	Active	33	0	1	-1	-2.94%	34	3	0			N		6	\$1,528.19	
	Exc Award (06/30/2019, 06/30/2022, 06/30/2024)																	
49004	CIVITA CASTELLANA FALERII VETERES	11/02/1988	Active	24	8	0	8	50.00%	16		1		2	N		0	\$248.56	
48940	CIVITAVECCHIA PORTO TRAIANO	10/10/1988	Active	23	0	2	-2	-8.00%	26	18	6			N		0	\$728.35	
	Exc Award (06/30/2016, 06/30/2017, 06/30/2020)																	



# Club Health Assessment for District 108 L through May 2025

			Status	Membership							Reports					Finance	LCIF
Club Number	Club Name	Charter Date		Current Member Count	YTD Members Added	YTD Members Dropped	YTD Net Growth	YTD Net Growth%	Member Count 12 Months Ago	Avg. length of service for dropped members	Months Since Last MMR ***	Yrs. Since Last Officer Report	President Rotation	Vice President Reported ****	Months Since Last Activity Report ***	Account Balance	Donations for current Fiscal Year
			Number of times on status quo within last two years	If below 15 members appears				If net loss is greater than 20% appears			If no report in 3 months appears in	When more than one year appears in	Number of repeat terms	Notes the officers that do not have an active	If no report at 12 months appears in red		
21219	CIVITAVECCHIA SANTA MARINELLA HOST Exc Award (06/30/2017)	09/21/1961	Active	27	11	3	8	42.11%	19	13	0			R	2		\$516.46
78298	CORCIANO ASCANIO DELLA CORGNA	02/20/2004	Active	17	0	0	0	0.00%	17		10		7	R	4		\$156.73
102580	DERUTA Exc Award (06/30/2020, 06/30/2022, 06/30/2023)	06/21/2008	Active	24	1	0	1	4.35%	21		1			R	0		\$370.45
153844	Dorgali	04/04/2023	Active(1)	26	5	1	4	18.18%	22	2	3		3	N	4	90+ Days	
99835	FIUMICINO PORTUS	06/29/2007	Active	13	0	0	0	0.00%	13		9		2	N	0		
21179	FOLIGNO Exc Award (06/30/2017, 06/30/2018, 06/30/2019)	06/17/1967	Active	75	5	6	-1	-1.32%	76	9	4			N	1		\$3,390.46
44997	FONDI	05/28/1985	Active	27	0	0	0	0.00%	27		15			VP	1		\$1,131.34
21180	FORMIA	07/21/1960	Active	17	0	0	0	0.00%	17		10			R	1		\$692.47
21181	FROSINONE HOST NOVA CIVITAS Exc Award (06/30/2020)	08/13/1959	Active	13	1	0	1	8.33%	14		1			N	0		\$544.43
21182	GAETA Exc Award (06/30/2022, 06/30/2023)	12/21/1960	Active	22	1	0	1	4.76%	21		1		2	N	0		\$1,396.69
137159	Genuri Sardinia Cyber Work Exc Award (06/30/2021)	01/08/2019	Active	13	2	2	0	0.00%	13	8	1			N	2		\$231.34
116838	GOCEANO	05/15/2012	Active	22	0	0	0	0.00%	22		4			N	1		\$207.22
47437	GUALDO TADINO Exc Award (06/30/2016, 06/30/2017, 06/30/2018)	06/11/1987	Active	32	2	1	1	3.23%	31	9	3			VP	0		\$513.55
43248	GUBBIO Exc Award (06/30/2022, 06/30/2023, 06/30/2024)	12/27/1983	Active	40	1	4	-3	-6.98%	41	16	0			N	0		\$912.47
42306	IGLESIAS	02/04/1983	Active	18	2	1	1	5.88%	17	0	1			N	1		\$500.00
66778	ITTIRI	10/21/2002	Active	15	1	0	1	7.14%	14		3			N	0		\$164.18
21186	LA MADDALENA CAPRERA	01/23/1959	Active	16	1	0	1	6.67%	15		0			N	0		\$135.99
21189	LATINA HOST Exc Award (06/30/2023)	04/02/1957	Active	25	1	5	-4	-13.79%	29	11	1		2	N	5		\$822.76



# Club Health Assessment for District 108 L through May 2025

			Status	Membership							Reports					Finance	LCIF
Club Number	Club Name	Charter Date		Current Member Count	YTD Members Added	YTD Members Dropped	YTD Net Growth	YTD Net Growth%	Member Count 12 Months Ago	Avg. length of service for dropped members	Months Since Last MMR ***	Yrs. Since Last Officer Report	President Rotation	Vice President Reported ****	Months Since Last Activity Report ***	Account Balance	Donations for current Fiscal Year
			Number of times on status quo within last two years	If below 15 members appears					If net loss is greater than 20% appears			If no report in 3 months appears in	When more than one year appears in	Number of repeat terms	Notes the officers that do not have an active	If no report at 12 months appears in red	
120922	Latina Terre Pontine	12/30/2013	Active	37	1	1	0	0.00%	39	9	0		2	R	0		\$509.85
Exc Award (06/30/2016, 06/30/2017)																	
21193	MACOMER	12/13/1969	Active	11	0	1	-1	-8.33%	12	55	0			R	0		
41040	MARSCIANO	03/03/1982	Active	27	6	1	5	22.73%	22	0	1			N	1		
Exc Award (06/30/2016, 06/30/2019, 06/30/2020)																	
141720	Monreale	06/19/2020	Active	31	4	3	1	3.33%	27	3	0			N	0		\$2,025.81
Exc Award (06/30/2021, 06/30/2023, 06/30/2024)																	
56912	MONTEFIASCONI	05/05/1995	Active	24	1	0	1	4.35%	25		0			N	0		\$200.00
FALISCO-VULSINEO																	
Exc Award (06/30/2021)																	
116805	MONTEPORZIO CATONE	05/08/2012	Active	8	0	2	-2	-20.00%	10	11	0			R	M,SC	19	
101527	MONTONE ARIES	03/18/2008	Active	43	11	7	4	10.26%	39	0	4			N	VP	2	\$561.89
Exc Award (06/30/2020, 06/30/2023)																	
30782	NARNI	05/06/1975	Active	43	3	2	1	2.38%	42	14	1		2	N		0	\$840.65
Exc Award (06/30/2016, 06/30/2017, 06/30/2020)																	
21197	NUORO HOST	03/01/1957	Active	26	1	2	-1	-3.70%	27	20	1			N	SC	8	90+ Days \$624.95
52728	NUORO VALVERDE	03/18/1992	Active	12	2	0	2	20.00%	10		3			N	M,SC	0	
21198	OLBIA	01/09/1965	Active	30	4	0	4	15.38%	26		10			N		20	
Exc Award (06/30/2019)																	
21199	ORISTANO	11/30/1963	Active	23	0	2	-2	-8.00%	26	7	7				VP	2	\$289.36
21200	ORVIETO	01/04/1958	Active	56	2	3	-1	-1.75%	59	32	1			N		0	\$1,664.51
Exc Award (06/30/2016, 06/30/2021, 06/30/2024)																	
21201	OZIERI	02/04/1959	Active	28	2	2	0	0.00%	28	9	0			R	SC	0	\$910.14
Exc Award (06/30/2022, 06/30/2023)																	
39435	PALESTRINA AGER	02/23/1981	Active	27	3	1	2	8.00%	25	9	0			N	SC	0	\$403.75
PRAENESTINUS																	
Exc Award (06/30/2023)																	
45155	PASSO CORESE-SABINA	06/04/1985	Active	22	2	0	2	10.00%	21		7			N		1	\$697.76
GENS HOST																	
Exc Award (06/30/2022)																	



# Club Health Assessment for District 108 L through May 2025

			Status	Membership							Reports					Finance	LCIF
Club Number	Club Name	Charter Date		Current Member Count	YTD Members Added	YTD Members Dropped	YTD Net Growth	YTD Net Growth%	Member Count 12 Months Ago	Avg. length of service for dropped members	Months Since Last MMR ***	Yrs. Since Last Officer Report	President Rotation	Vice President Reported ****	Months Since Last Activity Report ***	Account Balance	Donations for current Fiscal Year
			Number of times on status quo within last two years	If below 15 members appears					If net loss is greater than 20% appears			If no report in 3 months appears in	When more than one year appears in	Number of repeat terms	Notes the officers that do not have an active	If no report at 12 months appears in red	
48480	PERUGIA AUGUSTA PERUSIA Exc Award (06/30/2023)	04/27/1988	Active	23	3	4	-1	-4.17%	24	14	1				VP	2	\$350.80
130178	Perugia Centenario Exc Award (06/30/2018, 06/30/2019, 06/30/2020)	02/23/2017	Active	40	13	2	11	37.93%	29	5	0			N		0	\$656.17
56739	PERUGIA CONCORDIA	03/27/1995	Active	17	3	1	2	13.33%	15	28	2			N		15	\$631.34
57649	PERUGIA FONTI DI VEGGIO Exc Award (06/30/2018, 06/30/2020, 06/30/2021)	12/27/1995	Active	30	5	2	3	11.11%	32	3	2			N		0	\$1,087.59
21202	PERUGIA HOST Exc Award (06/30/2016, 06/30/2017, 06/30/2021)	02/22/1956	Active	122	4	2	2	1.67%	121	23	0			N		2	\$2,834.87
124254	Perugia Maesta delle Volte Exc Award (06/30/2017, 06/30/2019, 06/30/2021)	02/25/2015	Active	38	2	1	1	2.70%	37	7	3			N		1	
131489	Poggio Mirteto Farfa Cures	06/30/2017	Active	21	1	2	-1	-4.55%	22	8	0			N		1	\$38.99
66985	POMEZIA	12/06/2002	Active	10	0	1	-1	-9.09%	11	20	8		4	N	VP	2	\$246.91
21208	PORTO TORRES	04/03/1965	Active(1)	12	0	0	0	0.00%	12		11			IP		0	
37851	QUARTU SANT'ELENA Exc Award (06/30/2024)	12/31/1979	Active	28	2	0	2	7.69%	26		1		2	N		0	\$2,835.81
52789	RIETI FLAVIA GENS Exc Award (06/30/2018, 06/30/2023, 06/30/2024)	04/02/1992	Active	31	3	4	-1	-3.13%	31	11	2			N		1	\$1,174.16
21210	RIETI HOST	10/17/1968	Active	53	3	2	1	1.92%	52	9	0			N		6	\$446.66
32546	RIETI VARRONE Exc Award (06/30/2023, 06/30/2024)	06/21/1976	Active	63	4	0	4	6.78%	59		0			N		0	\$1,843.32
121319	Roma Exc Award (06/30/2024)	02/07/2014	Active	32	2	0	2	6.67%	32		0			N		0	\$905.01
56975	ROMA ACCADEMIA	05/22/1995	Active(3)	18	25	31	-6	-25.00%	24	2	0		4	R	T,M	0	90+ Days
54785	ROMA AMICITIA Exc Award (06/30/2021)	07/26/1993	Active	34	3	3	0	0.00%	38	17	1			N		3	\$610.79
58188	ROMA APPIA ANTICA Exc Award (06/30/2017, 06/30/2018, 06/30/2021)	04/29/1996	Active	15	0	2	-2	-11.76%	17	31	5		2	N		1	\$635.72



# Club Health Assessment for District 108 L through May 2025

Club Number	Club Name	Charter Date	Status	Membership							Reports					Finance	LCIF
				Current Member Count	YTD Members Added	YTD Members Dropped	YTD Net Growth	YTD Net Growth%	Member Count 12 Months Ago	Avg. length of service for dropped members	Months Since Last MMR ***	Yrs. Since Last Officer Report	President Rotation	Vice President Reported ****	Months Since Last Activity Report ***	Account Balance	Donations for current Fiscal Year
			Number of times on status quo within last two years	If below 15 members appears				If net loss is greater than 20% appears			If no report in 3 months appears	When more than one year appears in	Number of repeat terms	Notes the officers that do not have an active	If no report at 12 months appears in red		
118049	ROMA ARA PACIS Exc Award (06/30/2019)	11/14/2012	Active	21	5	4	1	5.00%	21	9	1			N	0		\$1,241.07
48433	ROMA AUGUSTUS Exc Award (06/30/2019, 06/30/2024)	04/18/1988	Active	31	6	3	3	10.71%	30	5	0			N	1		\$704.05
21187	ROMA AURELIUM	06/27/1965	Active	20	0	1	-1	-4.76%	25	46	0			N	3		\$1,150.07
21171	ROMA CASTELLI ROMANI Exc Award (06/30/2017)	09/29/1960	Active	9	2	1	1	12.50%	8	2	2			N	6		\$104.05
21212	ROMA HOST Exc Award (06/30/2024)	06/25/1954	Active	18	0	3	-3	-14.29%	21	4	2			N	1		\$334.92
124252	Roma Iustinianus Exc Award (06/30/2022, 06/30/2023)	02/26/2015	Active	11	5	2	3	37.50%	11	7	6		2	N	0		\$442.57
129298	Roma Litorale Sud	12/22/2016	Active	24	6	0	6	33.33%	21		4			N	0		\$471.86
30422	ROMA MARE	03/17/1975	Active	12	4	1	3	33.33%	11	0	1		3	R	0		\$703.56
135010	Roma Minerva Exc Award (06/30/2021)	05/31/2018	Active	17	0	0	0	0.00%	17		9			N	0		\$815.00
38477	ROMA NOMENTANUM	05/08/1980	Active	13	0	0	0	0.00%	14		11			VP,SC	0		\$948.56
21215	ROMA PALATINUM Exc Award (06/30/2022)	06/14/1959	Active	22	1	0	1	4.76%	22		6			N	0		\$1,615.85
48618	ROMA PANTHEON Exc Award (06/30/2016)	05/23/1988	Active	25	1	0	1	4.17%	26		0			N	1		\$500.00
128876	Roma Parco di Veio-Flaminia Gens Exc Award (06/30/2021)	09/28/2016	Active	16	1	1	0	0.00%	16	6	5			N	0		\$152.54
88672	ROMA PARCO NOMENTUM Exc Award (06/30/2020, 06/30/2023, 06/30/2024)	06/20/2005	Active	28	2	0	2	7.69%	26		6			R	1		\$1,565.31
21216	ROMA PARIOLI Exc Award (06/30/2019, 06/30/2021, 06/30/2024)	04/18/1967	Active	17	4	1	3	21.43%	19	14	1		2	N	0		\$1,603.03
77958	ROMA PARIOLI NEW CENTURY Exc Award (06/30/2021, 06/30/2023)	12/18/2003	Active	16	0	4	-4	-20.00%	19	13	1			N	SC 2		\$227.60





# Club Health Assessment for District 108 L through May 2025

			Status	Membership							Reports					Finance	LCIF
Club Number	Club Name	Charter Date		Current Member Count	YTD Members Added	YTD Members Dropped	YTD Net Growth	YTD Net Growth%	Member Count 12 Months Ago	Avg. length of service for dropped members	Months Since Last MMR ***	Yrs. Since Last Officer Report	President Rotation	Vice President Reported ****	Months Since Last Activity Report ***	Account Balance	Donations for current Fiscal Year
			Number of times on status quo within last two years	If below 15 members appears				If net loss is greater than 20% appears			If no report in 3 months appears in	When more than one year appears in	Number of repeat terms	Notes the officers that do not have an active	If no report at 12 months appears in red		
54488	ROMA QUIRINALE	05/20/1993	Active	27	8	1	7	35.00%	20	2	0			N	0		\$611.18
66438	ROMA SAN PAOLO	06/28/2002	Active	18	1	2	-1	-5.26%	19	13	5			R	1		\$549.85
Exc Award (06/30/2016)																	
48167	ROMA SISTINA	02/23/1988	Active	20	1	3	-2	-9.09%	23	8	0			N	0		\$838.21
Exc Award (06/30/2024)																	
58916	ROMA URBE	12/06/1996	Active	9	0	1	-1	-10.00%	12	17	1			VP	2		\$104.05
83140	RONCIGLIONE SUTRI MONTI CIMINI	09/30/2004	Active	4	0	0	0	0.00%	4		19			M,VP,SC	6		\$103.12
48481	SABAUDIA SAN FELICE CIRCEO HOST	04/25/1988	Active	18	1	3	-2	-10.00%	22	19	3			N	1		\$1,596.07
Exc Award (06/30/2023)																	
98732	SACROFANO-FORMELLO	03/07/2007	Active	17	5	3	2	13.33%	20	5	0		2	N	0		\$524.73
Exc Award (06/30/2019, 06/30/2023)																	
101129	SAN TEODORO	02/13/2008	Active(1)	9	0	2	-2	-18.18%	11	15	7			N	SC	5	\$394.40
44462	SANGEMINI TERNI DEI NAHARTI	12/26/1984	Active	41	3	0	3	7.89%	40		0			N	2		\$539.59
Exc Award (06/30/2018)																	
21220	SASSARI HOST	03/28/1956	Active(1)	15	1	1	0	0.00%	15	1	0			N	0		\$440.00
Exc Award (06/30/2018)																	
102072	SASSARI MONTE ORO	05/10/2008	Active(2)	23	8	6	2	9.52%	23	11	1		2	N	1		\$240.65
Exc Award (06/30/2024)																	
48168	SELARGIUS	02/23/1988	Active	23	3	1	2	9.52%	21	2	4			N	0		\$1,685.51
Exc Award (06/30/2016, 06/30/2023, 06/30/2024)																	
104507	SINNAI	01/23/2009	Active(2)	11	0	0	0	0.00%	11		10			IP	5		\$165.67
30612	SORA - ISOLA DEL LIRI	04/14/1975	Active	24	1	2	-1	-4.00%	25	8	0		2	R	S	3	\$85.17
Exc Award (06/30/2016, 06/30/2021)																	
21223	SPOLETO	05/25/1968	Active	53	2	0	2	3.92%	51		1			N	5		\$4,051.05
Exc Award (06/30/2024)																	
21224	TARQUINIA	10/10/1970	Active	18	0	0	0	0.00%	15		7			N	0		\$250.00
21225	TEMPIO PAUSANIA	02/28/1957	Active	18	1	0	1	5.88%	17		4			N	0		\$592.68



# Club Health Assessment for District 108 L through May 2025

			Status	Membership							Reports					Finance		LCIF
Club Number	Club Name	Charter Date		Current Member Count	YTD Members Added	YTD Members Dropped	YTD Net Growth	YTD Net Growth%	Member Count 12 Months Ago	Avg. length of service for dropped members	Months Since Last MMR ***	Yrs. Since Last Officer Report	President Rotation	Vice President Reported *****	Months Since Last Activity Report ***	Account Balance	Donations for current Fiscal Year	
			Number of times on status quo within last two years	If below 15 members appears				If net loss is greater than 20% appears			If no report in 3 months appears in	When more than one year appears in	Number of repeat terms	Notes the officers that do not have an active	If no report at 12 months appears in red			
21226	TERNI HOST	06/10/1959	Active	78	6	5	1	1.30%	76	13	0			N	2	90+ Days	\$2,935.62	
	Exc Award (06/30/2018, 06/30/2019, 06/30/2020)																	
92361	TERNI INTERAMNA	12/20/2005	Active	21	0	0	0	0.00%	21		6			N	1			
	Exc Award (06/30/2018)																	
54489	TERNI SAN VALENTINO	05/18/1993	Active	23	3	1	2	9.52%	21	23	0			N	0		\$547.01	
	Exc Award (06/30/2017, 06/30/2018)																	
21227	TERRACINA	05/16/1965	Active(2)	12	1	0	1	9.09%	11		4		3	R	M,SC	1		
48377	TIVOLI D'ESTE GUIDONIA	04/05/1988	Active	26	1	2	-1	-3.70%	26	28	1				VP	3	\$1,179.71	
	Exc Award (06/30/2016)																	
30613	TIVOLI HOST	04/16/1975	Active(1)	27	2	3	-1	-3.57%	28	41	0			N	0		\$590.48	
	Exc Award (06/30/2017, 06/30/2018, 06/30/2020)																	
21228	TODI	06/28/1965	Active	33	1	0	1	3.13%	32		4			N	0		\$1,314.94	
	Exc Award (06/30/2023)																	
21229	TRASIMENO	11/27/1972	Active	20	1	0	1	5.26%	19		1			N	M	0	\$923.71	
	Exc Award (06/30/2019, 06/30/2023)																	
43376	UMBERTIDE	01/24/1984	Active	29	3	1	2	7.41%	28	41	1			N	0		\$617.66	
	Exc Award (06/30/2017, 06/30/2018, 06/30/2020)																	
98622	UNIVERSITARIO ROMA PARIOLI	03/02/2007	Active	13	0	5	-5	-27.78%	18	11	0			N	8		\$195.06	
42567	VAL DI COMINO	04/04/1983	Active	20	0	0	0	0.00%	21		0		5	R	0		\$300.00	
39724	VALLE TIBERINA	04/08/1981	Active	13	1	1	0	0.00%	13	2	0			R	0		\$318.00	
	Exc Award (06/30/2018, 06/30/2023)																	
42201	VALNERINA	01/11/1983	P- Active	21	2	2	0	0.00%	21	16	3		3	R	M	0	\$156.73	
33732	VELLETRI HOST COLLI ALBANI	04/05/1977	Active	16	0	3	-3	-15.79%	19	8	2		2	R	M,SC	13	90+ Days	
	Exc Award (06/30/2018, 06/30/2021, 06/30/2020)																	
65377	VILLACIDRO MEDIO - CAMPIDANO	05/28/2002	Active	20	1	2	-1	-4.76%	20	2	0			R	1		\$215.06	
	Exc Award (06/30/2017, 06/30/2018, 06/30/2020)																	
21233	VITERBO	01/13/1959	Active	39	3	1	2	5.41%	37	43	0			N	2			
	Exc Award (06/30/2018)																	



# Club Health Assessment for District 108 L through May 2025

			Status	Membership							Reports					Finance	LCIF
Club Number	Club Name	Charter Date		Current Member Count	YTD Members Added	YTD Members Dropped	YTD Net Growth	YTD Net Growth%	Member Count 12 Months Ago	Avg. length of service for dropped members	Months Since Last MMR ***	Yrs. Since Last Officer Report	President Rotation	Vice President Reported ****	Months Since Last Activity Report ***	Account Balance	Donations for current Fiscal Year
			Number of times on status quo within last two years	If below 15 members appears			If net loss is greater than 20% appears				If no report in 3 months appears in	When more than one year appears in	Number of repeat terms	Notes the officers that do not have an active	If no report at 12 months appears in red		

Clubs Cancelled Previous Fiscal Year – Clubs Cancelled within last 12 months may be reinstated

Club Number	Club Name	Charter Date	Current Status*	Cancellation Date
30834	CERVETERI-LADISPOLI	05/19/1975	Cancelled(8*)	05/29/2024

Current Total Clubs Count	YTD New Clubs Count	YTD Cancelled Clubs Count	YTD Net Club Gain	Current Total Members Count	YTD Add	YTD Drop	YTD Net Growth	YTD Net Growth %	Member Count 12 Months Ago	Average Member Count Per Club	% of Clubs with less than 20 members	% No MMR in 3 Months	% No Officer Report in 12 Months	% of Clubs with balance 90+ days	Number of Clubs in Status Quo	% Status Quo Clubs in Financial Suspension	Number of Cancelled Clubs	Average Cancelled Club Age	Members Lost Due to Cancellation	% of Clubs Cancelled for Non-Financial Reasons
133	2	0	2	3,389	385	233	152	4.70%	3,304	25	35%	35%	0%	6%	0	0%	0	0	0	0%

\* - P - Priority Club. Cancellation Reasons: 1-Objectives/conduct, 2-Non-active club, 5-Non-existing club, 6-Disbanding, 7-Merger, 8-Financial Suspension, 9-District/Multiple District Dues.

\*\* - Abbreviation: P-President, S-Secretary, T-Treasurer, M-Member Chairperson, VP-First Vice President, MC-Communications Chairperson, SC-Service Chairperson

\*\*\* - Abbreviation: N/R - Never reported using the Lions Clubs website, N/A - Not applicable, No password registered for the Lions Clubs website.

\*\*\*\* - Abbreviation: N - New, IP - Immediate Past, R - Repeat.




# Club Health Assessment for District 108 LA through May 2025

Club Number	Club Name	Charter Date	Status	Membership							Reports					Finance	LCIF
				Current Member Count	YTD Members Added	YTD Members Dropped	YTD Net Growth	YTD Net Growth%	Member Count 12 Months Ago	Avg. length of service for dropped members	Months Since Last MMR ***	Yrs. Since Last Officer Report	President Rotation	Vice President Reported ****	Months Since Last Activity Report ***	Account Balance	Donations for current Fiscal Year
			Number of times on status quo within last two years	If below 15 members appears				If net loss is greater than 20% appears			If no report in 3 months appears	When more than one year appears in	Number of repeat terms	Notes the officers that do not have an active	If no report at 12 months appears in red		
<b>Clubs less than two years old</b>																	
177237	Marliana Nievole Ombrone	08/21/2024	Active	21	27	6	21	100.00%	0	0	1			N	SC	2	\$455.63
155646	Monsummano Terme - Giuseppe Giusti Exc Award (06/30/2024)	08/23/2023	Active	33	7	3	4	13.79%	31	1	2		2	N		0	\$701.56
171958	Montecatini Terme Castello	06/18/2024	Active	40	12	4	8	25.00%	0	1	1		2	N		1	\$705.94
177502	Viareggio Giacomo Puccini	09/10/2024	Active	24	26	2	24	100.00%	0	0	0			N		0	\$913.02
<b>Clubs more than two years old</b>																	
21163	ABETONE MONTAGNA PISTOIESE Exc Award (06/30/2019, 06/30/2021, 06/30/2024)	05/24/1965	Active	23	3	3	0	0.00%	24	4	0			N		0	\$543.99
21195	ALTA MAREMMA Exc Award (06/30/2017)	07/19/1966	Active	34	1	3	-2	-5.56%	36	24	1			N	SC	1	\$1,044.76
39557	ANTICHE VALLI LUCCHESI Exc Award (06/30/2019, 06/30/2023, 06/30/2024)	03/12/1981	Active	39	1	2	-1	-2.50%	35	26	8			N	SC	8	\$1,812.65
129509	Arezzo Chimera Exc Award (06/30/2019, 06/30/2023)	12/29/2016	Active	28	3	0	3	12.00%	25		1			N		0	\$629.13
21165	AREZZO HOST	05/03/1957	Active	23	0	4	-4	-14.81%	27	11	0			N		10	\$256.73
56866	AREZZO MECENATE Exc Award (06/30/2023, 06/30/2024)	04/25/1995	Active	24	4	4	0	0.00%	24	5	0			N	SC	2	\$719.83
48118	AREZZO NORD EST Exc Award (06/30/2023, 06/30/2024)	02/04/1988	Active(1)	32	0	1	-1	-3.03%	33	26	10				VP	15	\$246.23
56851	BARBERINO - TAVARNELLE Exc Award (06/30/2017, 06/30/2019, 06/30/2024)	04/24/1995	Active	26	4	2	2	8.33%	24	3	4		2	R		0	\$595.91
33877	CASENTINO Exc Award (06/30/2018, 06/30/2020, 06/30/2024)	05/12/1977	Active	33	1	1	0	0.00%	33	30	0			R		0	\$453.14
118838	CASTIGLIONE DELLA PESCAIA "SALEBRUM" Exc Award (06/30/2017, 06/30/2019, 06/30/2024)	03/12/2013	Active	66	8	12	-4	-5.71%	70	8	0			N		3	\$453.14
21172	CECINA	12/06/1961	Active	49	3	0	3	6.52%	45		0			N	SC	2	\$1,480.45



# Club Health Assessment for District 108 LA through May 2025

			Status	Membership							Reports					Finance	LCIF	
Club Number	Club Name	Charter Date		Current Member Count	YTD Members Added	YTD Members Dropped	YTD Net Growth	YTD Net Growth%	Member Count 12 Months Ago	Avg. length of service for dropped members	Months Since Last MMR ***	Yrs. Since Last Officer Report	President Rotation	Vice President Reported ****	Months Since Last Activity Report ***	Account Balance	Donations for current Fiscal Year	
			Number of times on status quo within last two years	If below 15 members appears			If net loss is greater than 20% appears				If no report in 3 months appears in	When more than one year appears in	Number of repeat terms	Notes the officers that do not have an active		If no report at 12 months appears in red		
Exc Award (06/30/2016, 06/30/2019, 06/30/2023)			Active	31	1	4	-3	-8.82%	34	14	1			N		1		\$601.85
39723	CERTALDO BOCCACCIO	04/20/1981																
Exc Award (06/30/2021, 06/30/2023)			Active	36	2	3	-1	-2.70%	38	33	0			N	SC	5		\$1,134.78
21173	CHIANCIANO TERME	07/02/1962																
Exc Award (06/30/2017, 06/30/2018, 06/30/2024)			Active	30	0	0	0	0.00%	25		10			N	M,SC	8		\$962.46
35606	CHIANTI	05/16/1978																
Exc Award (06/30/2022, 06/30/2024)			Active	22	1	2	-1	-4.35%	30	22	1			N		1		\$276.57
54743	CHIUSI	07/03/1993																
Exc Award (06/30/2017)			Active	18	2	1	1	5.88%	17	12	0		2	R		6		\$778.83
52974	CORTONA CORITO CLANIS	04/28/1992																
Exc Award (06/30/2016, 06/30/2017, 06/30/2023)			Active	23	1	2	-1	-4.17%	24	29	1			N	M,SC	1		\$458.12
21176	CORTONA VAL DI CHIANA HOST	04/03/1964																
Exc Award (06/30/2019, 06/30/2023, 06/30/2024)			Active	33	4	1	3	10.00%	30	17	0			N		0		\$1,813.05
21177	EMPOLI	12/11/1958																
Exc Award (06/30/2016, 06/30/2017, 06/30/2023)			Active	23	0	3	-3	-11.54%	26	6	1			N	M	0		\$884.37
76056	EMPOLI FERRUCCIO BUSONI	06/30/2003																
Exc Award (06/30/2023)			Active	16	1	1	0	0.00%	16	0	6		2	R	SC	1		\$297.36
44461	FIESOLE	12/13/1984																
Exc Award (06/30/2021, 06/30/2024)			Active	63	2	5	-3	-4.55%	67	13	0			N	M,SC	5		\$2,589.40
21178	FIRENZE	01/10/1953																
Exc Award (06/30/2023, 06/30/2024)			Active	32	0	1	-1	-3.03%	33	19	4			N		2		\$460.60
35218	FIRENZE BAGNO A RIPOLI	03/28/1978																
Exc Award (06/30/2016)			Active	29	1	0	1	3.57%	27		1			N		3		\$604.35
47988	FIRENZE BARGELLO	12/30/1987																
Exc Award (06/30/2016, 06/30/2019, 06/30/2024)			Active	53	3	1	2	3.92%	52	37	0			N	SC	0		\$455.63
119305	FIRENZE BRUNELLESCHI	05/07/2013																
Exc Award (06/30/2024)			Active	23	0	0	0	0.00%	23		1			N		0		\$705.29
97195	FIRENZE COSIMO DEI MEDICI	05/26/2006																
Exc Award (06/30/2005)			Active	26	1	0	1	4.00%	25		4			N		0		\$387.49
89514	FIRENZE DANTE ALIGHIERI	10/27/2005																



# Club Health Assessment for District 108 LA through May 2025

			Status	Membership						Reports					Finance	LCIF	
Club Number	Club Name	Charter Date		Current Member Count	YTD Members Added	YTD Members Dropped	YTD Net Growth	YTD Net Growth%	Member Count 12 Months Ago	Avg. length of service for dropped members	Months Since Last MMR ***	Yrs. Since Last Officer Report	President Rotation	Vice President Reported ****	Months Since Last Activity Report ***	Account Balance	Donations for current Fiscal Year
			Number of times on status quo within last two years	If below 15 members appears				If net loss is greater than 20% appears			If no report in 3 months appears in	When more than one year appears in	Number of repeat terms	Notes the officers that do not have an active	If no report at 12 months appears in red		
Exc Award (06/30/2019)																	
139749	Firenze Filippo Neri	09/18/2019	Active	28	9	0	9	47.37%	22		0			N	8		\$100.00
Exc Award (06/30/2023)																	
48548	FIRENZE GIOTTO	05/02/1988	Active	27	2	0	2	8.00%	23		0			N	0		\$4,019.48
Exc Award (06/30/2019, 06/30/2024)																	
54490	FIRENZE MICHELANGELO	05/18/1993	Active	42	0	3	-3	-6.67%	44	14	1			N	M,SC	0	\$2,838.00
Exc Award (06/30/2016, 06/30/2019, 06/30/2024)																	
41996	FIRENZE PITTI	11/23/1982	Active	20	4	6	-2	-9.09%	23	10	0			N		0	\$570.49
Exc Award (06/30/2016, 06/30/2019)																	
84429	FIRENZE POGGIO IMPERIALE	11/17/2004	Active	18	1	0	1	5.88%	19		6			R		0	\$283.00
47989	FIRENZE PONTE VECCHIO	12/30/1987	Active	25	2	4	-2	-7.41%	28	18	0			R	SC	0	\$773.67
Exc Award (06/30/2019)																	
41369	FIRENZE-IMPRUNETA-SAN CASCIAO	05/26/1982	Active	24	0	3	-3	-11.11%	29	5	1				M,VP,SC	1	\$2,006.41
Exc Award (06/30/2019, 06/30/2021, 06/30/2024)																	
56442	FIRENZE-PALAZZO VECCHIO	01/19/1995	Active	25	3	3	0	0.00%	24	9	0			N	T	0	\$3,013.90
Exc Award (06/30/2024)																	
33444	FIRENZE-SCANDICCI	03/04/1977	Active	20	1	6	-5	-20.00%	21	24	0		2	N		7	\$100.00
Exc Award (06/30/2024)																	
124251	Forte Dei Marmi	03/03/2015	Active(1)	9	1	0	1	12.50%	10		4		2	N	M,SC	3	\$170.63
Exc Award (06/30/2024)																	
21183	GARFAGNANA	06/21/1964	Active	34	1	2	-1	-2.86%	35	11	1			N	SC	0	\$1,068.40
Exc Award (06/30/2023)																	
21184	GROSSETO HOST	12/21/1956	Active	50	4	6	-2	-3.85%	51	16	3			N		2	\$604.35
21185	ISOLA D'ELBA	04/05/1968	Active	48	1	2	-1	-2.04%	50	27	0			N	SC	0	\$538.69
Exc Award (06/30/2016, 06/30/2019, 06/30/2024)																	
21190	LE SIGNE	02/23/1972	Active	20	1	3	-2	-9.09%	23	10	1			N		1	\$1,513.60
Exc Award (06/30/2017, 06/30/2023, 06/30/2024)																	
21191	LIVORNO HOST	03/18/1956	Active	60	3	2	1	1.69%	59	3	1			N	SC	0	\$903.65
Exc Award (06/30/2019, 06/30/2021)																	



# Club Health Assessment for District 108 LA through May 2025

			Status	Membership						Reports					Finance		LCIF
Club Number	Club Name	Charter Date		Current Member Count	YTD Members Added	YTD Members Dropped	YTD Net Growth	YTD Net Growth%	Member Count 12 Months Ago	Avg. length of service for dropped members	Months Since Last MMR ***	Yrs. Since Last Officer Report	President Rotation	Vice President Reported ****	Months Since Last Activity Report ***	Account Balance	Donations for current Fiscal Year
			Number of times on status quo within last two years	If below 15 members appears				If net loss is greater than 20% appears			If no report in 3 months appears in	When more than one year appears in	Number of repeat terms	Notes the officers that do not have an active	If no report at 12 months appears in red		
61793	LIVORNO PORTO MEDICEO	04/19/1999	Active	53	0	0	0	0.00%	53		6			N	M,SC	0	\$779.39
	Exc Award (06/30/2019, 06/30/2024)																
21192	LUCCA HOST	11/11/1955	Active	65	9	3	6	10.17%	57	12	0			N		0	\$1,629.96
	Exc Award (06/30/2017, 06/30/2023, 06/30/2024)																
57298	LUCCA LE MURA	08/22/1995	Active	41	1	2	-1	-2.38%	44	24	0			N	SC	1	\$2,403.24
	Exc Award (06/30/2022, 06/30/2023)																
59292	LUCIGNANO E VAL D'ESSE	03/27/1997	Active	19	2	0	2	11.76%	18		5			N	SC	2	\$387.49
106846	MASSA COZZILE VALDINIEVOLE	11/02/2009	Active	21	3	3	0	0.00%	22	4	0				VP	1	\$207.74
	Exc Award (06/30/2020, 06/30/2021)																
52727	MASSA E CARRARA APUANIA	03/18/1992	Active	21	1	5	-4	-16.00%	25	8	0			N		0	\$647.84
	Exc Award (06/30/2018, 06/30/2023, 06/30/2024)																
21194	MASSA-CARRARA HOST	05/24/1956	Active	19	1	1	0	0.00%	19	5	2			N		8	\$278.37
108911	MASSAROSA	07/28/2010	Active	20	1	1	0	0.00%	21	2	0			N		6	\$2,624.60
	Exc Award (06/30/2022)																
51267	MONTALCINO VALLI D'ARBIA E D'ORCIA	02/05/1991	Active	28	0	4	-4	-12.50%	32	26	1			N		1	\$1,497.11
21196	MONTECATINI TERME	06/02/1955	Active	32	17	6	11	52.38%	29	12	1			N	M,SC	5	\$315.49
	Exc Award (06/30/2019, 06/30/2020)																
127181	Montemurlo	04/21/2016	Active	27	2	1	1	3.85%	26	0	1			N		4	\$279.06
	Exc Award (06/30/2023)																
35964	MUGELLO	07/31/1978	Active	36	3	2	1	2.86%	35	9	0			N		5	\$314.38
	Exc Award (06/30/2018, 06/30/2022, 06/30/2024)																
41041	ORBETELLO I PRESIDI	03/26/1982	Active	22	2	0	2	10.00%	20		0			N	SC	1	\$678.12
	Exc Award (06/30/2019)																
49559	PESCIA	05/30/1989	Active	47	2	0	2	4.44%	45		0			N		3	\$2,806.82
	Exc Award (06/30/2018, 06/30/2023, 06/30/2024)																
59396	PIETRASANTA VERSILIA STORICA	04/22/1997	Active	20	3	1	2	11.11%	18	5	0		3	R	M,SC	6	\$207.74
	Exc Award (06/30/2019, 06/30/2024)																



# Club Health Assessment for District 108 LA through May 2025

			Status	Membership							Reports					Finance	LCIF
Club Number	Club Name	Charter Date		Current Member Count	YTD Members Added	YTD Members Dropped	YTD Net Growth	YTD Net Growth%	Member Count 12 Months Ago	Avg. length of service for dropped members	Months Since Last MMR ***	Yrs. Since Last Officer Report	President Rotation	Vice President Reported ****	Months Since Last Activity Report ***	Account Balance	Donations for current Fiscal Year
			Number of times on status quo within last two years	If below 15 members appears				If net loss is greater than 20% appears			If no report in 3 months appears in	When more than one year appears in	Number of repeat terms	Notes the officers that do not have an active	If no report at 12 months appears in red		
21203	PIOMBINO	11/26/1960	Active	25	1	1	0	0.00%	25	11	4			N	5		\$1,758.21
	Exc Award (06/30/2024)																
55431	PISA CERTOSA	03/21/1994	Active	53	3	4	-1	-1.85%	51	18	1			N	2		\$1,743.11
	Exc Award (06/30/2024)																
21204	PISA HOST	10/25/1956	Active	63	2	5	-3	-4.55%	63	26	3			N	M,SC	3	\$227.74
	Exc Award (06/30/2019, 06/30/2023)																
21205	PISTOIA	04/29/1957	Active	38	1	2	-1	-2.56%	40	17	0			N	2		\$1,182.76
	Exc Award (06/30/2020, 06/30/2022, 06/30/2023)																
97660	PISTOIA FUORCIVITAS	08/30/2006	Active(1)	19	0	1	-1	-5.00%	20	12	1			N	10		\$838.14
	Exc Award (06/30/2017, 06/30/2022, 06/30/2023)																
44758	POGGIO A CAIANO - CARMIGNANO - MEDICEI	03/01/1985	Active	21	4	1	3	16.67%	18	31	0		2	N	SC	0	\$351.49
	Exc Award (06/30/2024)																
43907	PONTASSIEVE - STIBBERT	05/24/1984	Active	24	2	2	0	0.00%	28	13	0			N	S,SC	0	\$493.43
	Exc Award (06/30/2023)																
21206	PONTEDERA	03/18/1959	Active	43	3	6	-3	-6.52%	45	26	0			N	0		\$901.67
	Exc Award (06/30/2024)																
64377	PONTEDERA VALDERA	06/06/2001	Active	41	0	2	-2	-4.65%	41	13	1			N	SC	0	\$5,071.08
	Exc Award (06/30/2017, 06/30/2018, 06/30/2019)																
21207	PONTREMOLI LUNIGIANA	09/02/1961	Active	48	3	1	2	4.35%	47	35	4			N	SC	0	\$1,049.69
	Exc Award (06/30/2017, 06/30/2022, 06/30/2023)																
55324	PRATO CASTELLO DELL'IMPERATORE	02/22/1994	Active	37	0	4	-4	-9.76%	42	17	0			N	SC	0	\$1,162.02
	Exc Award (06/30/2019, 06/30/2021, 06/30/2022)																
109030	PRATO CENTRO	08/09/2010	Active	19	0	0	0	0.00%	19		1			N	SC	6	\$380.42
	Exc Award (06/30/2023)																
88402	PRATO CURZIO MALAPARTE	05/24/2005	Active	26	1	1	0	0.00%	28	3	0			N	0		\$1,768.87
	Exc Award (06/30/2020, 06/30/2021, 06/30/2022)																
45597	PRATO DATINI	12/11/1985	Active	24	1	1	0	0.00%	26	39	1			N	M	10	\$672.48
	Exc Award (06/30/2023)																
21209	PRATO HOST	10/17/1955	Active	58	2	2	0	0.00%	57	23	0			N	M,SC	6	\$681.06





# Club Health Assessment for District 108 LA through May 2025

			Status	Membership							Reports					Finance	LCIF
Club Number	Club Name	Charter Date		Current Member Count	YTD Members Added	YTD Members Dropped	YTD Net Growth	YTD Net Growth%	Member Count 12 Months Ago	Avg. length of service for dropped members	Months Since Last MMR ***	Yrs. Since Last Officer Report	President Rotation	Vice President Reported ****	Months Since Last Activity Report ***	Account Balance	Donations for current Fiscal Year
			Number of times on status quo within last two years	If below 15 members appears				If net loss is greater than 20% appears			If no report in 3 months appears in	When more than one year appears in	Number of repeat terms	Notes the officers that do not have an active	If no report at 12 months appears in red		
Exc Award (06/30/2023, 06/30/2024)																	
44999	QUARRATA-AGLIANA PIANURA PISTOIESE	05/28/1985	Active	27	0	3	-3	-10.00%	32	19	0			N VP	1		\$569.03
Exc Award (06/30/2023)																	
55432	SAN GIMIGNANO VIA FRANCIGENA	03/21/1994	Active	39	0	0	0	0.00%	39		0			N SC	6		\$1,052.52
Exc Award (06/30/2019, 06/30/2023, 06/30/2024)																	
21217	SAN MINIATO	10/01/1960	Active	47	1	1	0	0.00%	47	20	1			N	0		\$650.16
Exc Award (06/30/2020)																	
21218	SANSEPOLCRO	12/05/1968	Active	75	3	2	1	1.35%	74	39	2			N	0		\$1,945.60
Exc Award (06/30/2018, 06/30/2019, 06/30/2020)																	
60324	SERRAVALLE PISTOIESE	01/13/1998	Active	15	1	1	0	0.00%	15	10	2			N M,SC	0		\$351.49
Exc Award (06/30/2017, 06/30/2019, 06/30/2020)																	
21221	SESTO FIORENTINO	02/20/1973	Active	30	1	0	1	3.45%	29		0			N	0		\$406.19
Exc Award (06/30/2024)																	
21222	SIENA	05/17/1957	Active	98	9	3	6	6.52%	92	9	0			N	0		\$5,318.98
Exc Award (06/30/2017, 06/30/2019, 06/30/2020)																	
123824	Siena "Torre di Mezzo"	12/18/2014	Active	34	2	0	2	6.25%	33		2			N	5		\$495.91
Exc Award (06/30/2019, 06/30/2023)																	
144968	Vaglia	02/19/2021	Active	27	3	1	2	8.00%	27	3	2		2	R	1		\$686.20
36994	VALDARNO HOST	04/30/1979	Active(1)	16	2	0	2	14.29%	15		4			M,VP,SC	17		\$387.49
Exc Award (06/30/2021, 06/30/2022)																	
58074	VALDARNO MASACCIO	04/01/1996	Active	23	1	1	0	0.00%	23	9	0			VP,SC	2		\$481.79
21230	VALDELSA	02/20/1964	Active	36	0	1	-1	-2.70%	36	10	5			N	5		\$743.11
Exc Award (06/30/2022)																	
88201	VALDICHIANA I CHIARI	05/11/2005	Active	15	1	5	-4	-21.05%	19	6	0			R M,SC	5		\$135.31
Exc Award (06/30/2024)																	
150813	Valle del Serchio	05/16/2022	Active	18	0	5	-5	-21.74%	22	4	0			N	5		\$659.58
Exc Award (06/30/2023, 06/30/2024)																	
21231	VIAREGGIO HOST	08/26/1955	Active	47	22	10	12	34.29%	37	8	0			N	0		\$4,254.43
Exc Award (06/30/2022, 06/30/2023)																	



## Club Health Assessment for District 108 LA through May 2025

			Status	Membership							Reports					Finance	LCIF
Club Number	Club Name	Charter Date		Current Member Count	YTD Members Added	YTD Members Dropped	YTD Net Growth	YTD Net Growth%	Member Count 12 Months Ago	Avg. length of service for dropped members	Months Since Last MMR ***	Yrs. Since Last Officer Report	President Rotation	Vice President Reported ****	Months Since Last Activity Report ***	Account Balance	Donations for current Fiscal Year
			Number of times on status quo within last two years	If below 15 members appears				If net loss is greater than 20% appears			If no report in 3 months appears in	When more than one year appears in	Number of repeat terms	Notes the officers that do not have an active	If no report at 12 months appears in red		
21232	VIAREGGIO-RIVIERA Exc Award (06/30/2017)	07/12/1972	Cancelled(7*)	0	0	20	-20	-100.00%	22	13	8		None	P,S,T,M,VP SC	18		\$519.62
54374	VINCI LEONARDO DA VINCI Exc Award (06/30/2019, 06/30/2021)	04/22/1993	Active	27	1	2	-1	-3.57%	28	32	0			N SC	1		\$262.45
21234	VOLTERRA	03/11/1966	Active	32	0	7	-7	-17.95%	39	24	0			N SC	0		\$311.89

Clubs Cancelled Previous Fiscal Year – Clubs Cancelled within last 12 months may be reinstated

Club Number	Club Name	Charter Date	Current Status*	Cancellation Date
98056	MONTALCINO LA FORTEZZA	11/22/2006	Cancelled(7*)	07/29/2023

Current Total Clubs Count	YTD New Clubs Count	YTD Cancelled Clubs Count	YTD Net Club Gain	Current Total Members Count	YTD Add	YTD Drop	YTD Net Growth	YTD Net Growth %	Member Count 12 Months Ago	Average Member Count Per Club	% of Clubs with less than 20 members	% No MMR in 3 Months	% No Officer Report in 12 Months	% of Clubs with balance 90+ days	Number of Clubs in Status Quo	% Status Quo Clubs in Financial Suspension	Number of Cancelled Clubs	Average Cancelled Club Age	Members Lost Due to Cancellation	% of Clubs Cancelled for Non-Financial Reasons
92	2	1	1	3,019	269	235	34	1.14%	2,978	33	13%	18%	0%	0%	0	0%	1	69	20	100%

\* - P - Priority Club. Cancellation Reasons: 1-Objectives/conduct, 2-Non-active club, 5-Non-existing club, 6-Disbanding, 7-Merger, 8-Financial Suspension, 9-District/Multiple District Dues.

\*\* - Abbreviation: P-President, S-Secretary, T-Treasurer, M-Member Chairperson, VP-First Vice President, MC-Communications Chairperson, SC-Service Chairperson

\*\*\* - Abbreviation: N/R - Never reported using the Lions Clubs website, N/A - Not applicable, No password registered for the Lions Clubs website.

\*\*\*\* - Abbreviation: N - New, IP - Immediate Past, R - Repeat.



# Club Health Assessment for District 108 YA through May 2025

			Status	Membership							Reports					Finance		LCIF
Club Number	Club Name	Charter Date		Current Member Count	YTD Members Added	YTD Members Dropped	YTD Net Growth	YTD Net Growth%	Member Count 12 Months Ago	Avg. length of service for dropped members	Months Since Last MMR ***	Yrs. Since Last Officer Report	President Rotation	Vice President Reported ****	Months Since Last Activity Report ***	Account Balance	Donations for current Fiscal Year	
			Number of times on status quo within last two years	If below 15 members appears					If net loss is greater than 20% appears		If no report in 3 months appears in	When more than one year appears in	Number of repeat terms	Notes the officers that do not have an active	If no report at 12 months appears in red			
Clubs less than two years old																		
156436	Capaccio Paestum Magna Graecia Exc Award (06/30/2024)	10/20/2023	Active	45	9	7	2	4.65%	45	1	0		2	N	SC	5	90+ Days	\$1,315.85
156364	Castello Aragonese -Pollino Sibaritide Valle dell Esaro	10/06/2023	Active(2)	37	6	5	1	2.78%	36	1	0		2	R		1		\$423.13
155879	Gerace	09/01/2023	Active	18	1	2	-1	-5.26%	23	2	5		2	R		0		
181123	Maida Feudo	03/12/2025	Newly Chartered	20	20	0	20	100.00%	0		1			N		N/A		\$50.00
180819	Salerno - Eburum Cittadinanza Attiva	02/10/2025	Active	18	21	3	18	100.00%	0	4	2				VP,SC	N/A		
179579	Salerno Forte La Carnale Giovanna Gattola Lacava	12/20/2024	Active	49	54	5	49	100.00%	0	4	0				VP,SC	0		\$1,700.00
Clubs more than two years old																		
109099	ACERRA VALLE DI SUESSOLA Exc Award (06/30/2017, 06/30/2018, 06/30/20)	08/19/2010	Active	27	6	0	6	28.57%	21		4			N		0		\$113.00
57866	ACRI Exc Award (06/30/2022, 06/30/2023)	02/14/1996	Active	22	1	1	0	0.00%	23	0	4			N		0		\$179.80
58394	AFRAGOLA CASTELLO ANGIOINO	06/10/1996	Active	16	0	0	0	0.00%	16		0			N	M,SC	0		\$153.80
145753	Agropoli Faro del Cilento	03/26/2021	Active(1)	18	4	1	3	20.00%	19	4	6			N	SC	1		\$102.53
61547	AMANTEA Exc Award (06/01/3022, 06/30/2023)	02/18/1999	Active	22	1	0	1	4.76%	21		2			N		0		\$296.55
21238	ARIANO IRPINO Exc Award (06/30/2018, 06/30/2020)	05/20/1970	Active	23	1	1	0	0.00%	23	32	2			N		1		\$372.32
21240	AVELLINO HOST Exc Award (06/30/2017)	12/22/1955	Active	28	5	2	3	12.00%	25	5	4			N	VP	0		\$714.14
51403	AVELLINO PRINCIPATO ULTRA	03/07/1991	Active	23	2	3	-1	-4.17%	24	2	0		2	R		17		\$517.05
56450	AVERSA CITTA' NORMANNA Exc Award (06/30/2023)	01/19/1995	Active	22	1	5	-4	-15.38%	26	7	2				VP	6		\$1,388.86
141554	Belvedere Marittimo - Riviera dei Cedri	05/19/2020	Active	27	9	2	7	35.00%	20	5	0			N		0		\$313.78




# Club Health Assessment for District 108 YA through May 2025

			Status	Membership						Reports					Finance	LCIF	
Club Number	Club Name	Charter Date		Current Member Count	YTD Members Added	YTD Members Dropped	YTD Net Growth	YTD Net Growth%	Member Count 12 Months Ago	Avg. length of service for dropped members	Months Since Last MMR ***	Yrs. Since Last Officer Report	President Rotation	Vice President Reported ****	Months Since Last Activity Report ***	Account Balance	Donations for current Fiscal Year
			Number of times on status quo within last two years	If below 15 members appears				If net loss is greater than 20% appears			If no report in 3 months appears in	When more than one year appears in	Number of repeat terms	Notes the officers that do not have an active	If no report at 12 months appears in red		
Exc Award (06/30/2023)																	
78577	BENEVENTO ARCO TRAIANO	03/26/2004	Active	43	0	2	-2	-4.44%	51	7	0			N	1		\$503.22
Exc Award (06/30/2018, 06/30/2021, 06/30/2022)																	
21243	BENEVENTO HOST	12/22/1955	Active	56	7	0	7	14.29%	50		0			N	3		\$1,440.39
Exc Award (06/30/2019, 06/30/2023)																	
126070	Campagna Silarus	10/29/2015	Active	12	0	1	-1	-7.69%	13	13	0			R	2		
Exc Award (06/30/2017, 06/30/2019, 06/30/2022)																	
37365	CAMPI FLEGREI - CUMA	06/25/1979	Active	16	1	2	-1	-5.88%	17	15	1		2	R	M	5	\$115.00
Exc Award (06/30/2023)																	
21247	CAPRI	01/18/1957	Active	18	1	0	1	5.88%	17		1			N	M,SC	0	\$1,369.49
Exc Award (06/30/2021, 06/30/2022)																	
55730	CAPUA CASA HIRTA	05/23/1994	Active	12	1	3	-2	-14.29%	14	2	5			N		2	\$143.29
Exc Award (06/30/2018, 06/30/2022)																	
21248	CASERTA HOST	11/30/1959	Active	29	3	2	1	3.57%	28	7	0			N	SC	0	\$762.22
Exc Award (06/30/2019)																	
66665	CASERTA REAL SITO DI SAN LEUCIO TdL	09/29/2002	Active	13	0	1	-1	-7.14%	14	8	1		None	R	P,M	1	\$170.00
Exc Award (06/30/2018, 06/30/2022)																	
63976	CASERTA REGGIA	02/20/2001	Active	16	1	3	-2	-11.11%	19	7	8			N		2	\$275.60
Exc Award (06/30/2018, 06/30/2022)																	
125798	Caserta Terra Di Lavoro Reloaded	09/21/2015	Active	16	2	12	-10	-38.46%	28	6	0			N	S,T,M,SC	0	\$153.80
Exc Award (06/30/2020)																	
62710	CASERTA VANVITELLI	01/19/2000	Active	14	0	0	0	0.00%	14		14			N	M	1	\$225.99
Exc Award (06/30/2020, 06/30/2024)																	
64296	CASERTA VILLA REALE NEW CENTURY	05/15/2001	Active	41	1	0	1	2.50%	36		1			N		2	\$203.72
Exc Award (06/30/2017)																	
60444	CASTELLABATE CILENTO ANTICO	03/06/1998	Active	11	0	2	-2	-15.38%	13	5	1				M,VP,SC	0	
Exc Award (06/30/2017)																	
50841	CASTELLAMMARE DI STABIA HOST	07/11/1990	Active	40	3	1	2	5.26%	40	21	0			N		0	\$225.99
Exc Award (06/30/2017)																	
52819	CASTELLAMMARE DI STABIA TERME	04/07/1992	Active	30	1	0	1	3.45%	32		4			N	M	4	\$225.99



# Club Health Assessment for District 108 YA through May 2025



Club Number	Club Name	Charter Date	Status	Membership							Reports					Finance	LCIF
				Current Member Count	YTD Members Added	YTD Members Dropped	YTD Net Growth	YTD Net Growth%	Member Count 12 Months Ago	Avg. length of service for dropped members	Months Since Last MMR ***	Yrs. Since Last Officer Report	President Rotation	Vice President Reported ****	Months Since Last Activity Report ***	Account Balance	Donations for current Fiscal Year
			Number of times on status quo within last two years	If below 15 members appears				If net loss is greater than 20% appears			If no report in 3 months appears in	When more than one year appears in	Number of repeat terms	Notes the officers that do not have an active	If no report at 12 months appears in red		
65191	CASTELLO DI CISTERNA VESUVIO NORD Exc Award (06/30/2019, 06/30/2023)	04/12/2002	Active	16	2	4	-2	-11.11%	18	13	0			N	1		\$310.07
21250	CASTROVILLARI Exc Award (06/30/2022)	07/01/1962	Active	26	3	2	1	4.00%	26	10	3			N	1		\$276.55
21252	CATANZARO HOST Exc Award (06/30/2019, 06/30/2022, 06/30/2023)	12/16/1957	Active	73	11	5	6	8.96%	67	12	1			R	0		\$440.06
67651	CATANZARO MEDITERRANEO Exc Award (06/30/2018)	04/08/2003	Active	22	3	1	2	10.00%	23	2	4		2	N	6		\$205.06
96836	CATANZARO RUPE VENTOSA Exc Award (06/30/2022)	06/05/2006	Active	28	1	3	-2	-6.67%	31	4	0			N	VP	3	\$145.60
132325	Catanzaro Temesa Exc Award (06/30/2022)	08/15/2017	Active	28	0	0	0	0.00%	29		11			N	SC	11	\$102.53
42687	CAVA DEI TIRRENI VIETRI Exc Award (06/30/2021, 06/30/2024)	05/31/1983	Active	41	1	0	1	2.50%	41		4			N	0		\$871.01
54536	CIRÒ KRIMISA Exc Award (06/30/2023)	05/27/1993	Active	33	7	3	4	13.79%	30	0	1			N	1		\$238.80
63243	CORIGLIANO THURIUM	05/31/2000	Active	31	9	1	8	34.78%	24	14	1		2	R	M	2	\$254.00
59800	COSENZA CASTELLO SVEVO Exc Award (06/30/2019, 06/30/2022, 06/30/2023)	06/27/1997	Active	59	3	2	1	1.72%	60	10	1			N	0		\$1,003.65
21254	COSENZA HOST Exc Award (06/30/2017, 06/30/2019, 06/30/2023)	02/01/1959	Active	28	3	0	3	12.00%	29		1			N	5		\$294.80
52899	COSENZA ROVITO SILA GRANDE	04/22/1992	Active	20	3	0	3	17.65%	17		7			N	5		\$198.97
65324	CROPANI-BOTRICELLO-SELL A MARINA M.J.	05/08/2002	Active	26	2	6	-4	-13.33%	30	7	1		2	R	SC	6	
136269	Crotone Hera Lacinia Exc Award (06/30/2019)	08/31/2018	Active	17	0	4	-4	-19.05%	25	13	0			N	M	3	\$307.58
21255	CROTONE HOST	02/21/1960	Active	31	4	3	1	3.33%	33	11	3			N	VP	0	\$307.58
88301	CROTONE MARCHESATO	05/17/2005	Active	15	0	5	-5	-25.00%	20	11	5		2	N	M,SC	6	\$102.53



# Club Health Assessment for District 108 YA through May 2025

			Status	Membership							Reports					Finance	LCIF
Club Number	Club Name	Charter Date		Current Member Count	YTD Members Added	YTD Members Dropped	YTD Net Growth	YTD Net Growth%	Member Count 12 Months Ago	Avg. length of service for dropped members	Months Since Last MMR ***	Yrs. Since Last Officer Report	President Rotation	Vice President Reported ****	Months Since Last Activity Report ***	Account Balance	Donations for current Fiscal Year
			Number of times on status quo within last two years	If below 15 members appears					If net loss is greater than 20% appears			If no report in 3 months appears in	When more than one year appears in	Number of repeat terms	Notes the officers that do not have an active	If no report at 12 months appears in red	
46853	DIAMANTE ALTO TIRRENO	01/29/1987	Active(2)	22	1	3	-2	-8.33%	24	2	1				S,M,VP,SC	5	\$100.00
Exc Award (06/30/2017, 06/30/2019, 06/30/2021)																	
33234	DUE TORRI-TORRE DEL GRECO	01/20/1977	Active(1)	8	1	2	-1	-11.11%	9	5	4		2	N	M,SC	0	\$113.00
Exc Award (06/30/2021)																	
145920	Eboli Valle del Sele	04/16/2021	Active	18	3	0	3	20.00%	19		10		2	R	M	0	\$190.00
Exc Award (06/30/2022)																	
44868	EBOLI-BATTIPAGLIA HOST	04/22/1985	Active	26	3	3	0	0.00%	26	7	5				M,VP	1	\$911.14
Exc Award (06/30/2016, 06/30/2018, 06/30/2021)																	
63472	FRATTAMAGGIORE	07/18/2000	Active	23	0	0	0	0.00%	22		8			N	SC	1	\$200.00
45157	GENZANO DI LUCANIA ALTO BRADANO	06/21/1985	Active	15	0	0	0	0.00%	15		6		2	N		0	\$115.00
59301	GIFFONI VALLE DEL PICENTINO	03/31/1997	Active	16	2	2	0	0.00%	16	18	0			N	T	7	
Exc Award (06/30/2017, 06/30/2019)																	
132326	Gioia Tauro-Piana	08/03/2017	Active	31	1	3	-2	-6.06%	34	7	0			N		4	\$1,189.54
Exc Award (06/30/2022, 06/30/2024)																	
61873	GUARDIA PIEMONTESE CITTA' DEI VALDESI	05/03/1999	Active	24	6	3	3	14.29%	21	14	0			N		0	\$722.42
21258	ISOLA D'ISCHIA	05/13/1958	Active	10	0	1	-1	-9.09%	12	34	0		2	R	M	4	
21268	LAMEZIA	10/10/1960	Active	45	3	1	2	4.65%	41	4	0			N		0	
Exc Award (06/30/2018, 06/30/2024)																	
116996	LAMEZIA TERME-VALLE DEL SAVUTO	06/01/2012	Active	22	0	9	-9	-29.03%	31	4	0				M,VP,SC	5	\$1,225.99
21262	LOCRI	04/19/1961	Active	23	0	2	-2	-8.00%	25	6	0		2	N	M	2	\$263.99
Exc Award (06/30/2022)																	
57269	MADDALONI CALATIA	08/04/1995	Active	25	4	1	3	13.64%	23	3	0			N		6	\$122.53
40789	MARIGLIANO	01/19/1982	Active	38	3	8	-5	-11.63%	43	4	3				S,M,VP,SC	0	\$884.87
Exc Award (06/30/2022)																	
61015	MATERA CITTA' DEI SASSI	07/13/1998	Active	19	4	4	0	0.00%	19	4	0				M,VP,SC	17	\$460.15
Exc Award (06/30/2022)																	
21264	MATERA HOST	09/21/1957	Active	26	0	1	-1	-3.70%	27	1	7			R		0	\$544.56



# Club Health Assessment for District 108 YA through May 2025

			Status	Membership							Reports					Finance	LCIF
Club Number	Club Name	Charter Date		Current Member Count	YTD Members Added	YTD Members Dropped	YTD Net Growth	YTD Net Growth%	Member Count 12 Months Ago	Avg. length of service for dropped members	Months Since Last MMR ***	Yrs. Since Last Officer Report	President Rotation	Vice President Reported ****	Months Since Last Activity Report ***	Account Balance	Donations for current Fiscal Year
			Number of times on status quo within last two years	If below 15 members appears				If net loss is greater than 20% appears			If no report in 3 months appears in	When more than one year appears in	Number of repeat terms	Notes the officers that do not have an active	If no report at 12 months appears in red		
Exc Award (06/30/2019)																	
53454	MELFI	06/30/1992	Active	26	0	1	-1	-3.70%	27	5	0			N	1		\$185.00
Exc Award (06/30/2019, 06/30/2022, 06/30/2022)																	
36739	MERCATO SAN SEVERINO	03/12/1979	Active	32	1	0	1	3.23%	32		0		2	N	1		\$343.58
Exc Award (06/30/2016, 06/30/2022, 06/30/2022)																	
137815	Monasterace Kaulon	04/08/2019	Active(1)	18	0	0	0	0.00%	18		14			R	0		
97559	MORRA DE SANCTIS ALTA IRPINIA	07/25/2006	Active(2)	9	14	14	0	0.00%	9	5	0		3	R	M,SC	N/A	
51451	NAPOLI 1799	03/25/1991	Active	16	0	1	-1	-5.88%	17	4	0			R	M,SC	0	\$184.49
Exc Award (06/30/2022)																	
77996	NAPOLI CAMALDOLI	12/29/2003	Active	21	2	0	2	10.53%	22		7				M,VP,SC	7	\$512.73
Exc Award (06/30/2023)																	
53014	NAPOLI CAPODIMONTE	05/05/1992	Active	10	0	0	0	0.00%	10		12		4	N	17		\$304.00
45000	NAPOLI CASTEL SANT'ELMO	05/13/1985	Active	25	7	1	6	31.58%	22	20	0			N	0		\$390.46
Exc Award (06/30/2022)																	
111353	NAPOLI CITTADINANZA UMANITARIA	06/10/2011	Active	18	4	0	4	28.57%	14		7				S,T,M,VP,SC	6	\$38.00
141294	Napoli Essere E Tempo	05/19/2020	Active	17	2	3	-1	-5.56%	18	5	1		3		M,VP,SC	5	\$153.80
Exc Award (06/30/2021)																	
53366	NAPOLI EUROPA GIANPAOLO CAJATI	06/22/1992	Active	20	5	1	4	25.00%	16	0	1		2	N	0		\$193.80
142474	Napoli Floridiana Felix	08/04/2020	Active	15	0	1	-1	-6.25%	22	3	5			N	6		\$239.00
Exc Award (06/30/2023)																	
21267	NAPOLI HOST	01/09/1952	Active	44	15	0	15	51.72%	33		1		2	R	2		\$5,521.23
Exc Award (06/30/2021, 06/30/2022)																	
77529	NAPOLI LAMONT YOUNG	09/09/2003	Active	44	12	0	12	37.50%	33		3		4	N	M,VP	4	\$77.00
34043	NAPOLI MASCHIO ANGIOINO	06/07/1977	Active	10	0	0	0	0.00%	11		0		7	N	S	14	\$133.00
46322	NAPOLI MEGARIDE	06/23/1986	Active	12	1	0	1	9.09%	11		0		6	N		0	\$191.08
65328	NAPOLI NORD-EST	05/20/2002	Active	9	0	0	0	0.00%	9		12		2	R		4	90+ Days
48169	NAPOLI PARTENOPE - PALAZZO REALE	02/23/1988	Active	53	4	1	3	6.00%	50	37	4			N	6		\$423.32





# Club Health Assessment for District 108 YA through May 2025

			Status	Membership							Reports					Finance	LCIF
Club Number	Club Name	Charter Date		Current Member Count	YTD Members Added	YTD Members Dropped	YTD Net Growth	YTD Net Growth%	Member Count 12 Months Ago	Avg. length of service for dropped members	Months Since Last MMR ***	Yrs. Since Last Officer Report	President Rotation	Vice President Reported ****	Months Since Last Activity Report ***	Account Balance	Donations for current Fiscal Year
			Number of times on status quo within last two years	If below 15 members appears				If net loss is greater than 20% appears			If no report in 3 months appears in	When more than one year appears in	Number of repeat terms	Notes the officers that do not have an active	If no report at 12 months red		
Exc Award (06/30/2016, 06/30/2017, 06/30/2020)																	
58334	NAPOLI SVEVO	05/30/1996	Active	17	2	3	-1	-5.56%	18	12	5		2	R	11		\$1,159.00
51361	NAPOLI VIRGILIANO	02/25/1991	Active	0	0	8	-8	-100.00%	15	7	0		None	P,S,T,M,VP SC	6		\$13.00
54363	NICOTERA	04/19/1993	Active(1)	18	0	0	0	0.00%	19		0		2	N	5		
Exc Award (06/30/2022)																	
37129	NOCERA ED AGRO	05/21/1979	Active	3	0	0	0	0.00%	6		11		2	S,M,VP,SC	6		\$38.00
50648	NOLA HOST GIORDANO BRUNO	06/06/1990	Active	44	1	3	-2	-4.35%	49	12	4		N	VP	2		\$366.99
Exc Award (06/30/2019)																	
135621	Nola Ottaviano Augusto	06/27/2018	Active	28	3	6	-3	-9.68%	34	8	3			M,VP,SC	7		\$308.00
56045	OTTAVIANO	08/18/1994	Active	19	0	1	-1	-5.00%	20	5	8			VP,SC	6		
Exc Award (06/30/2021, 06/30/2023)																	
54491	PADULA CERTOSA DI SAN LORENZO	05/20/1993	Active(1)	17	0	1	-1	-5.56%	18	12	3			VP,SC	5		
Exc Award (06/30/2017)																	
48346	PAESTUM HOST	03/25/1988	Active	35	5	5	0	0.00%	36	3	3			N	1		\$102.53
Exc Award (06/30/2019, 06/30/2022, 06/30/2020)																	
51109	PALMA CAMPANIA VESUVIO EST	12/06/1990	Active	32	2	3	-1	-3.03%	34	3	5			N	M,SC	6	
Exc Award (06/30/2021, 06/30/2022)																	
21271	PALMI	04/06/1967	Active	35	2	3	-1	-2.78%	36	16	0			VP	6		\$869.32
Exc Award (06/30/2019, 06/30/2023)																	
21272	PAOLA	02/01/1965	Active	50	6	3	3	6.38%	47	1	1		2	N	0		\$296.13
21273	PENISOLA SORRENTINA	03/26/1964	Active(1)	17	1	0	1	6.25%	18		9			M,VP,SC	1		\$325.14
Exc Award (06/30/2017, 06/30/2021)																	
134657	Piedimonte Matese "I Sanniti"	05/09/2018	Active	21	10	11	-1	-4.55%	22	4	0		2	N	SC	0	\$153.80
Exc Award (06/30/2022)																	
55265	POLISTENA BRUTIUM	01/27/1994	Active	29	0	0	0	0.00%	29		10			N	M	4	\$548.32
Exc Award (06/30/2018)																	
21275	POMIGLIANO D'ARCO	02/10/1971	Active	21	2	0	2	10.53%	21		7			N	7		\$859.18
Exc Award (06/30/2022, 06/30/2023)																	





# Club Health Assessment for District 108 YA through May 2025

			Status	Membership							Reports					Finance	LCIF
Club Number	Club Name	Charter Date		Current Member Count	YTD Members Added	YTD Members Dropped	YTD Net Growth	YTD Net Growth%	Member Count 12 Months Ago	Avg. length of service for dropped members	Months Since Last MMR ***	Yrs. Since Last Officer Report	President Rotation	Vice President Reported ****	Months Since Last Activity Report ***	Account Balance	Donations for current Fiscal Year
			Number of times on status quo within last two years	If below 15 members appears				If net loss is greater than 20% appears			If no report in 3 months appears in	When more than one year appears in	Number of repeat terms	Notes the officers that do not have an active	If no report at 12 months appears in red		
45598	POMPEI HOST	12/04/1985	Active	20	0	0	0	0.00%	20		9			R	7		\$39.00
148330	Pontecagnano Faiano Salute e Solidarietà Pierluigi Schiavone	09/28/2021	Active(2)	19	2	0	2	11.76%	17		0			IP M	0		
59663	PORTICI MIGLIO D'ORO	06/16/1997	Active	12	0	0	0	0.00%	14		0			N SC	1		\$245.80
82733	POTENZA DUOMO	06/23/2004	Active	39	13	5	8	25.81%	29	8	0			R	2		\$1,106.76
21276	POTENZA HOST	04/03/1957	Active(1)	68	4	8	-4	-5.56%	75	23	0			N	2		\$903.99
	Exc Award (06/30/2021, 06/30/2022)																
53455	POTENZA PRETORIA	06/29/1992	Active	28	2	8	-6	-17.65%	36	17	0			N	2		\$231.00
	Exc Award (06/30/2022)																
84036	REGGIO CALABRIA CITTA' DEL MEDITERRANEO	09/24/2004	Active	29	2	3	-1	-3.33%	33	7	0			N	2		\$77.00
	Exc Award (06/30/2021)																
21278	REGGIO CALABRIA HOST	07/20/1956	Active	63	5	8	-3	-4.55%	63	7	0			N SC	1		\$1,084.98
	Exc Award (06/30/2018, 06/30/2021, 06/30/2022)																
63484	REGGIO CALABRIA RHEGION	07/28/2000	Active	16	0	1	-1	-5.88%	16	10	1			R	6		\$233.16
	Exc Award (06/30/2021)																
120197	Reggio Calabria Sud "Area Grecanica"	09/09/2013	Active	18	0	0	0	0.00%	18		13			N	5		\$113.00
	Exc Award (06/30/2017, 06/30/2019, 06/30/2022)																
67410	REGGIO CALABRIA-CASTELLO	03/11/2003	Active	13	0	0	0	0.00%	13		7		2	N M,SC	0		\$92.00
147849	Roccamonfina Cittadini Umanitari	08/25/2021	Active	1	0	13	-13	-92.86%	14	4	5		None	P,S,T,M,VP SC	15		
122344	Roccella Jonica	05/29/2014	Active	22	1	1	0	0.00%	22	7	1			N	8		\$747.00
	Exc Award (06/30/2020, 06/30/2022, 06/30/2023)																
52790	ROSSANO SYBARIS	04/07/1992	Active	25	1	3	-2	-7.41%	28	15	0			N	1		\$661.05
	Exc Award (06/30/2022)																
54577	SALA CONSILINA VALLO DI DIANO	06/10/1993	Active	27	5	0	5	22.73%	31		1			N M,VP	3		
	Exc Award (06/30/2022)																
60814	SALERNO 2000	05/27/1998	Active(2)	26	0	4	-4	-13.33%	30	20	5			N	2		\$163.00
	Exc Award (06/30/2019)																



# Club Health Assessment for District 108 YA through May 2025

			Status	Membership							Reports					Finance	LCIF
Club Number	Club Name	Charter Date		Current Member Count	YTD Members Added	YTD Members Dropped	YTD Net Growth	YTD Net Growth%	Member Count 12 Months Ago	Avg. length of service for dropped members	Months Since Last MMR ***	Yrs. Since Last Officer Report	President Rotation	Vice President Reported ****	Months Since Last Activity Report ***	Account Balance	Donations for current Fiscal Year
			Number of times on status quo within last two years	If below 15 members appears				If net loss is greater than 20% appears			If no report in 3 months appears in	When more than one year appears in	Number of repeat terms	Notes the officers that do not have an active	If no report at 12 months red		
48588	SALERNO ARECHI	05/16/1988	Active	30	15	21	-6	-16.67%	38	4	3		2	R	0		\$476.00
Exc Award (06/30/2016, 06/30/2017, 06/30/20																	
61697	SALERNO DUOMO	03/19/1999	Active(1)	27	28	28	0	0.00%	27	15	4		None	P,M,VP,SC	4		
47990	SALERNO HIPPOCRATICA CIVITAS	12/28/1987	Active	46	15	50	-35	-43.21%	82	7	0			R	0		\$4,239.00
Exc Award (06/30/2018, 06/30/2023, 06/30/20																	
21279	SALERNO HOST	12/22/1955	Active	43	1	2	-1	-2.27%	46	2	0			N	0		\$282.32
Exc Award (06/30/2017)																	
66499	SALERNO PRINCIPESSA SICHELGAITA	07/17/2002	Active	30	3	3	0	0.00%	30	10	6		2	R	1		\$319.20
Exc Award (06/30/2016, 06/30/2017, 06/30/20																	
140266	San Cosmo Albanese-Arbëria	12/04/2019	Active(1)	45	4	0	4	9.76%	41		1			N	1		\$1,179.36
Exc Award (06/30/2022)																	
46067	SAN GIORGIO A CREMANO HOST	04/25/1986	Active	14	1	0	1	7.69%	13		0		None	P,S,T,M,VP SC	8		\$182.07
140811	San Giuseppe Terre del Vesuvio	01/24/2020	Active	23	3	1	2	9.52%	21	3	2			IP	5		\$225.99
61473	SAN GIUSEPPE VESUVIANO HOST	02/01/1999	Active	18	0	2	-2	-10.00%	17	8	1			N	1		\$423.58
Exc Award (06/30/2018)																	
42688	SAN SEBASTIANO AL VESUVIO	05/16/1983	Active	23	0	5	-5	-17.86%	28	2	3			M,VP,SC	2		\$384.58
Exc Award (06/30/2021)																	
99842	SAN SEBASTIANO AL VESUVIO SANDRA CAMPA	06/29/2007	Active(2)	9	9	9	0	0.00%	9	14	4		2	M,VP,SC	5		\$94.24
87980	SAN VALENTINO SARNICA GENS	05/04/2005	Active(2)	8	9	11	-2	-20.00%	12	7	3		2	T,M,VP	2		
Exc Award (06/30/2017)																	
57270	SANTA MARIA CAPUA VETERE	08/04/1995	Active	24	3	1	2	9.09%	23	9	3		2	N	1		\$1,071.46
Exc Award (06/30/2019, 06/30/2023, 06/30/20																	
51450	SANT'ANASTASIA MONTE SOMMA	03/25/1991	Active(1)	4	0	1	-1	-20.00%	5	6	6		3	R	S,M,SC	0	
64622	SERRA SAN BRUNO	07/09/2001	Active(1)	13	0	0	0	0.00%	13		14		2	M,VP,SC	5		
97983	SESSA AURUNCA LITORALE DOMITIO	11/08/2006	Active	15	2	8	-6	-28.57%	21	8	8			N	M	6	\$320.80



# Club Health Assessment for District 108 YA through May 2025

			Status	Membership							Reports					Finance		LCIF
Club Number	Club Name	Charter Date		Current Member Count	YTD Members Added	YTD Members Dropped	YTD Net Growth	YTD Net Growth%	Member Count 12 Months Ago	Avg. length of service for dropped members	Months Since Last MMR ***	Yrs. Since Last Officer Report	President Rotation	Vice President Reported ****	Months Since Last Activity Report ***	Account Balance	Donations for current Fiscal Year	
			Number of times on status quo within last two years	If below 15 members appears				If net loss is greater than 20% appears			If no report in 3 months appears in	When more than one year appears in	Number of repeat terms	Notes the officers that do not have an active	If no report at 12 months appears in red			
Exc Award (06/30/2019)																		
143625	Siderno	11/16/2020	Active	21	2	7	-5	-19.23%	26	3	7			N	4		\$90.41	
Exc Award (06/30/2023)																		
105623	SINUESSAAGER FALERNUS	06/03/2009	Active(1)	28	0	0	0	0.00%	28		0			N	6		\$230.80	
Exc Award (06/30/2022)																		
46248	SOVERATO E VERSANTE IONICO DELLE SERRE	05/23/1986	Active	17	0	1	-1	-5.56%	22	20	5			VP,SC	0		\$82.58	
49350	SOVERIA MANNELLI	03/27/1989	Active(1)	9	0	0	0	0.00%	9		14		9	M,VP,SC	19			
66656	SQUILLACE CASSIODORO	09/29/2002	Active	34	12	1	11	47.83%	24	0	1			N	1		\$51.52	
Exc Award (06/30/2020)																		
82558	TAURIANOVA VALLIS SALINARUM	06/08/2004	Active	24	0	2	-2	-7.69%	27	12	1			N	M	6	\$434.00	
122296	Teano	06/03/2014	Active	14	0	2	-2	-12.50%	16	7	7			R	M	0	\$153.80	
122033	Teggiano Polla-Tanagro	04/29/2014	Active(2)	20	8	1	7	53.85%	14	9	5			N	VP,SC	N/A		
135939	Torre del Greco	09/05/2018	Active(1)	6	0	2	-2	-25.00%	8	4	0		3	M,VP,SC	17			
21284	VIBO VALENTIA	01/31/1959	Active	72	3	2	1	1.41%	73	6	1			N	0		\$953.99	
Exc Award (06/30/2022, 06/30/2023, 06/30/2024)																		
59723	VILLA SAN GIOVANNI FATA MORGANA	06/24/1997	Active	31	3	0	3	10.71%	21		4			N	2		\$775.72	
Exc Award (06/30/2018, 06/30/2021)																		
37600	VULTURE	10/16/1979	Active	24	2	2	0	0.00%	25	4	1		2	M,VP,SC	2		\$154.00	
Exc Award (06/30/2021)																		

Clubs Cancelled Previous Fiscal Year – Clubs Cancelled within last 12 months may be reinstated

Club Number	Club Name	Charter Date	Current Status*	Cancellation Date
78835	BAGNARA CALABRA TORRE RUGGERO	04/20/2004	Cancelled(6*)	09/29/2023
108531	TRECCHINA E LA VALLE DEL NOCE	06/01/2010	Cancelled(6*)	10/29/2023



## Club Health Assessment for District 108 YA through May 2025

						Membership										Reports				Finance		LCIF
Club Number	Club Name	Charter Date			Current Member Count	YTD Members Added	YTD Members Dropped	YTD Net Growth	YTD Net Growth%	Member Count 12 Months Ago	Avg. length of service for dropped members	Months Since Last MMR ***	Yrs. Since Last Officer Report	President Rotation	Vice President Reported ****	Months Since Last Activity Report ***	Account Balance	Donations for current Fiscal Year				
			Number of times on status quo within last two years		If below 15 members appears				If net loss is greater than 20% appears		If no report in 3 months appears in		When more than one year appears in		Number of repeat terms		Notes the officers that do not have an active		If no report at 12 months appears in red			
Current Total Clubs Count	YTD New Clubs Count	YTD Cancelled Clubs Count	YTD Net Club Gain	Current Total Members Count	YTD Add	YTD Drop	YTD Net Growth	YTD Net Growth %	Member Count 12 Months Ago	Average Member Count Per Club	% of Clubs with less than 20 members	% No MMR in 3 Months	% No Officer Report in 12 Months	% of Clubs with balance 90+ days	Number of Clubs in Status Quo	% Status Quo Clubs in Financial Suspension	Number of Cancelled Clubs	Average Cancelled Club Age	Members Lost Due to Cancellation	% of Clubs Cancelled for Non-Financial Reasons		
142	3	0	3	3,550	504	434	70	2.01%	3,592	25	39%	44%	0%	1%	0	0%	0	0	0	0%		

\* - P - Priority Club. Cancellation Reasons: 1-Objectives/conduct, 2-Non-active club, 5-Non-existing club, 6-Disbanding, 7-Merger, 8-Financial Suspension, 9-District/Multiple District Dues.

\*\* - Abbreviation: P-President, S-Secretary, T-Treasurer, M-Member Chairperson, VP-First Vice President, MC-Communications Chairperson, SC-Service Chairperson

\*\*\* - Abbreviation: N/R - Never reported using the Lions Clubs website, N/A - Not applicable, No password registered for the Lions Clubs website.

\*\*\*\* - Abbreviation: N - New, IP - Immediate Past, R - Repeat.



# Club Health Assessment for District 108 YB through May 2025

			Status	Membership						Reports					Finance	LCIF		
Club Number	Club Name	Charter Date		Current Member Count	YTD Members Added	YTD Members Dropped	YTD Net Growth	YTD Net Growth%	Member Count 12 Months Ago	Avg. length of service for dropped members	Months Since Last MMR ***	Yrs. Since Last Officer Report	President Rotation	Vice President Reported ****	Months Since Last Activity Report ***	Account Balance	Donations for current Fiscal Year	
			Number of times on status quo within last two years	If below 15 members appears				If net loss is greater than 20% appears			If no report in 3 months appears in	When more than one year appears in	Number of repeat terms		Notes the officers that do not have an active	If no report at 12 months appears in red		
Clubs less than two years old																		
155163	Butera e Terre Federiciane	07/14/2023	Active	31	2	0	2	6.90%	30		0		2	R		0		\$1,743.32
Exc Award (06/30/2024)																		
178607	Messina Cristo Re	09/24/2024	Active	52	57	5	52	100.00%	0	0	0			N		0	90+ Days	
174731	Mussomeli e Del Vallone	07/22/2024	Active	23	23	0	23	100.00%	0		0			N		1		
177965	Palermo dei Florio	08/23/2024	Active	25	27	2	25	100.00%	0	7	0			N		0		\$1,664.57
156645	Sicilia - Women for a changing world	11/16/2023	Active	29	1	14	-13	-30.95%	42	1	2		2	R	M,SC	7		
171562	Sicilia Champions	05/22/2024	Active(1)	14	27	34	-7	-33.33%	21	1	0		2	N		N/A		\$500.00
Clubs more than two years old																		
45156	ACICASTELLO RIVIERA DEI CICLOPI	06/18/1985	Active	36	4	1	3	9.09%	32	34	0			N		7		\$435.60
Exc Award (06/30/2018, 06/30/2021, 06/30/2024)																		
21235	ACIREALE	11/30/1966	Active	62	4	6	-2	-3.13%	64	26	0			N		0		\$1,225.69
Exc Award (06/30/2019)																		
52809	ACITREZZA VERGA	04/09/1992	Active	23	2	0	2	9.52%	23		3			N		0		\$196.70
Exc Award (06/30/2020)																		
21236	ADRANO-BRONTE-BIANCAVI LLA	01/11/1969	Active	46	4	2	2	4.55%	44	17	0			N		0		\$1,812.70
Exc Award (06/30/2024)																		
53082	AGRIGENTO CHIARAMONTE	05/07/1992	Active	64	17	5	12	23.08%	50	10	0			N		0		\$12,578.35
Exc Award (06/30/2016, 06/30/2018, 06/30/2024)																		
21237	AGRIGENTO HOST	10/25/1959	Active	79	8	1	7	9.72%	78	2	0			N		0		\$3,183.84
139617	Agrigento Valle dei Templi	08/13/2019	Active	41	6	2	4	10.81%	38	4	0			N		2		\$5,728.65
Exc Award (06/30/2020, 06/30/2021, 06/30/2024)																		
44866	ALCAMO	04/26/1985	Active	55	3	3	0	0.00%	54	25	0			N		0		\$2,283.24
Exc Award (06/30/2023, 06/30/2024)																		
78412	ARAGONA COMITINI GROTTA RACALMUTO ZOLFARE	03/10/2004	Active	27	3	0	3	12.50%	27		0			R		1		\$662.05
Exc Award (06/30/2023)																		
21239	AUGUSTA HOST	05/13/1962	Active	44	4	3	1	2.33%	44	33	1			N	M	0		\$456.56



# Club Health Assessment for District 108 YB through May 2025

			Status	Membership							Reports					Finance	LCIF
Club Number	Club Name	Charter Date		Current Member Count	YTD Members Added	YTD Members Dropped	YTD Net Growth	YTD Net Growth%	Member Count 12 Months Ago	Avg. length of service for dropped members	Months Since Last MMR ***	Yrs. Since Last Officer Report	President Rotation	Vice President Reported ****	Months Since Last Activity Report ***	Account Balance	Donations for current Fiscal Year
			Number of times on status quo within last two years	If below 15 members appears				If net loss is greater than 20% appears			If no report in 3 months appears	When more than one year appears in	Number of repeat terms	Notes the officers that do not have an active	If no report at 12 months appears in red		
Exc Award (06/30/2021)																	
21241	AVOLA	05/15/1972	Cancelled(8*)	0	0	11	-11	-100.00%	11	22	17	1	None	P,S,T,M,VP SC	24+	90+ Days	
31110	BAGHERIA	07/28/1975	Active	47	0	5	-5	-9.62%	47	13	0			N	0		\$1,404.48
Exc Award (06/30/2019, 06/30/2022, 06/30/20)																	
21242	BARCELLONA POZZO DI GOTTO	06/27/1972	Active(2)	79	13	4	9	12.86%	63	4	2			N	2		\$3,083.03
Exc Award (06/30/2017, 06/30/2019, 06/30/20)																	
21244	CALTAGIRONE	01/20/1962	Active	24	2	1	1	4.35%	23	1	0			N	1		\$1,766.50
Exc Award (06/30/2024)																	
21245	CALTANISSETTA	10/24/1959	Active(1)	70	10	4	6	9.38%	63	19	0			N	0		\$1,183.47
Exc Award (06/30/2018, 06/30/2021, 06/30/20)																	
58075	CALTANISSETTA DEI CASTELLI	04/01/1996	Active	17	0	3	-3	-15.00%	20	8	1			N	0		\$257.18
Exc Award (06/30/2022)																	
134815	Campobello Due Rose	05/22/2018	Active	32	3	0	3	10.34%	29		0			N	0		\$1,618.67
Exc Award (06/30/2020)																	
49349	CANICATTI' CASTEL BONANNO	03/27/1989	Active	22	1	0	1	4.76%	21		1			R	0		\$679.18
21246	CANICATTI' HOST	03/13/1963	Active	44	5	5	0	0.00%	45	9	0			N	1		\$1,844.87
Exc Award (06/30/2019, 06/30/2024)																	
37704	CAPO D'ORLANDO	11/26/1979	Active	33	3	2	1	3.13%	36	24	0			N	1		\$2,827.21
Exc Award (06/30/2019)																	
57384	CARINI RIVIERA PALERMO PONENTE	09/29/1995	Active	11	0	0	0	0.00%	11		0			N	0		\$128.53
Exc Award (06/30/2023)																	
21249	CASTELVETRANO	04/15/1961	Active	49	0	3	-3	-5.77%	47	21	0			N	0		\$1,482.37
Exc Award (06/30/2016)																	
154191	Castroreale	04/18/2023	Active	55	4	0	4	7.84%	47		0			N	1		\$1,546.26
Exc Award (06/30/2024)																	
53508	CATANIA ALCANTARA	07/16/1992	Active	47	2	0	2	4.44%	47		1			R	1		\$508.89
Exc Award (06/30/2019, 06/30/2021, 06/30/20)																	
47919	CATANIA BELLINI	12/08/1987	Active	23	0	0	0	0.00%	23		6			N	3		\$214.49



# Club Health Assessment for District 108 YB through May 2025

			Status	Membership						Reports					Finance	LCIF	
Club Number	Club Name	Charter Date		Current Member Count	YTD Members Added	YTD Members Dropped	YTD Net Growth	YTD Net Growth%	Member Count 12 Months Ago	Avg. length of service for dropped members	Months Since Last MMR ***	Yrs. Since Last Officer Report	President Rotation	Vice President Reported ****	Months Since Last Activity Report ***	Account Balance	Donations for current Fiscal Year
			Number of times on status quo within last two years	If below 15 members appears				If net loss is greater than 20% appears			If no report in 3 months appears in	When more than one year appears in	Number of repeat terms	Notes the officers that do not have an active	If no report at 12 months appears in red		
Exc Award (06/30/2021, 06/30/2023)			Status Quo(1)	14	3	1	2	16.67%	12	3	6			VP,SC	19	90+ Days	
142277	Catania Brancati	07/30/2020		Active	17	2	4	-2	-10.53%	20	8	0		N	0		\$128.53
57360	CATANIA EST	09/27/1995		Active	21	0	2	-2	-8.70%	22	10	1		N	0		\$709.92
Exc Award (06/30/2024)																	
85029	CATANIA FARO BISCARI	03/15/2005	Active	21	0	1	-1	-4.55%	22	3	5		N	1		\$305.29	
Exc Award (06/30/2019)																	
135923	Catania For An Absolute Serve	07/16/2018	Active	38	12	8	4	11.76%	36	4	0		N	0		\$204.39	
Exc Award (06/30/2019, 06/30/2023, 06/30/2024)																	
51628	CATANIA GIOENI	05/01/1991	Active	31	5	0	5	19.23%	28		0		N	0		\$741.66	
Exc Award (06/30/2020, 06/30/2023)																	
21251	CATANIA HOST	10/09/1957	Active	78	9	4	5	6.85%	75	14	0		N	0		\$687.80	
Exc Award (06/30/2018, 06/30/2019, 06/30/2020)																	
136184	Catania Lago di Nicito	08/21/2018	Active	22	0	1	-1	-4.35%	23	2	4		N	1		\$136.22	
Exc Award (06/30/2019, 06/30/2022, 06/30/2024)																	
106711	CATANIA MEDITERRANEO	10/05/2009	Active	27	2	2	0	0.00%	28	10	0		N	0		\$8,510.27	
Exc Award (06/30/2021, 06/30/2022)																	
35393	CATANIA NORD	04/17/1978	Active	40	6	2	4	11.11%	36	24	0		N	SC	1	\$204.39	
Exc Award (06/30/2021)																	
99466	CATANIA OVEST	05/22/2007	Active	16	0	2	-2	-11.11%	19	7	2		None	N	P,SC	0	\$68.05
59972	CATANIA PORTO ULISSE	09/18/1997	Active	41	1	0	1	2.50%	40		0		N	0		\$1,062.43	
Exc Award (06/30/2016, 06/30/2017, 06/30/2020)																	
64272	CATANIA RIVIERA DELLO IONIO	05/15/2001	Active	32	0	0	0	0.00%	30		0		N	0		\$333.03	
Exc Award (06/30/2023, 06/30/2024)																	
78489	CATANIA VAL DIRILLO	03/19/2004	Active	31	7	1	6	24.00%	25	2	0		N	0		\$1,129.74	
Exc Award (06/30/2022, 06/30/2023)																	
97134	CATANIA VALLIS VIRIDIS	05/15/2006	Active	16	0	1	-1	-5.88%	17	14	1		N	1			
Exc Award (06/30/2023)																	



# Club Health Assessment for District 108 YB through May 2025

			Status	Membership							Reports					Finance	LCIF
Club Number	Club Name	Charter Date		Current Member Count	YTD Members Added	YTD Members Dropped	YTD Net Growth	YTD Net Growth%	Member Count 12 Months Ago	Avg. length of service for dropped members	Months Since Last MMR ***	Yrs. Since Last Officer Report	President Rotation	Vice President Reported ****	Months Since Last Activity Report ***	Account Balance	Donations for current Fiscal Year
			Number of times on status quo within last two years	If below 15 members appears				If net loss is greater than 20% appears			If no report in 3 months appears in	When more than one year appears in	Number of repeat terms	Notes the officers that do not have an active	If no report at 12 months appears in red		
21253	CEFALU'	01/22/1969	Active	25	1	0	1	4.17%	24		0			N	1		\$333.03
62711	COMISO TERRA IBLEA	01/17/2000	Active	34	1	1	0	0.00%	34	17	0			N	5		\$60.48
134390	Corleone	04/19/2018	Active(2)	10	0	5	-5	-33.33%	15	5	0			N	18		\$35.28
96430	DEL GOLFO DI GELA	03/06/2006	Active(1)	52	2	2	0	0.00%	52	2	0			N	3		\$346.33
21256	ENNA	02/25/1963	Active	32	4	2	2	6.67%	31	27	1			N	1		\$430.13
52952	FLORIDIA VAL D'ANAPO	04/23/1992	Active(1)	35	9	2	7	25.00%	29	7	0			R	0		\$1,557.82
Exc Award (06/30/2017, 06/30/2023)																	
140582	Gela - Ambiente Territorio Cultura	12/20/2019	Active	48	7	9	-2	-4.00%	49	4	1			N	0		\$2,060.80
Exc Award (06/30/2021, 06/30/2022, 06/30/2023)																	
21257	GELA HOST	02/23/1963	Active	71	2	2	0	0.00%	72	7	0			N	0		\$1,515.82
Exc Award (06/30/2019, 06/30/2022, 06/30/2023)																	
32329	GIARRE-RIPOSTO	05/28/1976	Active	30	0	4	-4	-11.76%	35	15	0			N	0		\$746.70
Exc Award (06/30/2019)																	
137248	Kallipolis Etneo	02/15/2019	Active	16	4	2	2	14.29%	13	6	0			N	1	90+ Days	
Exc Award (06/30/2021)																	
149730	Lampedusa	01/26/2022	Active	24	4	3	1	4.35%	23	2	1			R	4		\$1,022.36
21261	LENTINI	05/09/1970	Active	38	1	4	-3	-7.32%	42	32	0			N	0		\$2,412.79
Exc Award (06/30/2022, 06/30/2023)																	
21259	LEONFORTE	02/07/1973	Active(1)	25	1	3	-2	-7.41%	27	4	0			N	0		\$484.37
Exc Award (06/30/2023)																	
110329	LETOJANNI VALLE D'AGRÒ	02/08/2011	Active(1)	26	4	4	0	0.00%	26	2	0		2	N	5	90+ Days	
Exc Award (06/30/2020, 06/30/2021, 06/30/2022)																	
21260	LICATA	05/06/1969	Active	31	4	3	1	3.33%	36	13	0				VP	0	\$669.71
Exc Award (06/30/2021, 06/30/2023, 06/30/2024)																	
39902	MADONIE	05/18/1981	Active	22	1	1	0	0.00%	20	8	0			N	0		\$723.85
Exc Award (06/30/2022, 06/30/2023, 06/30/2024)																	
21263	MARSALA	01/26/1959	Active	47	8	1	7	17.50%	40	66	0			N	0		\$1,192.19
130794	Mazara Del Vallo Fata Morgana	05/17/2017	Active	17	0	3	-3	-15.00%	20	8	0			N	1		\$68.05





# Club Health Assessment for District 108 YB through May 2025

			Status	Membership						Reports					Finance	LCIF	
Club Number	Club Name	Charter Date		Current Member Count	YTD Members Added	YTD Members Dropped	YTD Net Growth	YTD Net Growth%	Member Count 12 Months Ago	Avg. length of service for dropped members	Months Since Last MMR ***	Yrs. Since Last Officer Report	President Rotation	Vice President Reported ****	Months Since Last Activity Report ***	Account Balance	Donations for current Fiscal Year
			Number of times on status quo within last two years	If below 15 members appears				If net loss is greater than 20% appears			If no report in 3 months appears in	When more than one year appears in	Number of repeat terms	Notes the officers that do not have an active	If no report at 12 months red		
44759	MAZZARINO	03/18/1985	Active	14	1	0	1	7.69%	13		0			N	1		\$673.30
	Exc Award (06/30/2017, 06/30/2019, 06/30/2020)																
52566	MENFI	02/25/1992	Active(1)	16	2	2	0	0.00%	16	10	0			N	1		\$242.07
	Exc Award (06/30/2023)																
108252	MESSINA COLAPESCE	05/03/2010	Active	32	5	5	0	0.00%	31	7	1			N	0		\$1,394.29
	Exc Award (06/30/2019, 06/30/2022, 06/30/2020)																
21265	MESSINA HOST	01/23/1959	Active	44	0	1	-1	-2.22%	37	14	0			N	0		\$790.63
	Exc Award (06/30/2023, 06/30/2024)																
47548	MESSINA IONIO	06/24/1987	Active	32	3	8	-5	-13.51%	37	6	0			N	0		\$559.34
	Exc Award (06/30/2018, 06/30/2020, 06/30/2020)																
54744	MESSINA PELORO	07/12/1993	Active	32	1	1	0	0.00%	29	4	0			N	0		\$345.70
	Exc Award (06/30/2020, 06/30/2021, 06/30/2020)																
60722	MESSINA TYRRHENUM	05/01/1998	Active	25	0	0	0	0.00%	25		1			R	7	90+ Days	
	Exc Award (06/30/2021, 06/30/2022, 06/30/2020)																
55325	MILAZZO	02/22/1994	Active	26	1	2	-1	-3.70%	31	5	0			N	2		\$296.66
	Exc Award (06/30/2021)																
43773	MISTERBIANCO	04/04/1984	Active	9	1	5	-4	-30.77%	13	5	0			N	5		\$68.06
59397	MISTRETTA NEBRODI	04/22/1997	Active(1)	20	2	1	1	5.26%	19	26	0			N	8		\$670.71
	Exc Award (06/30/2016, 06/30/2021, 06/30/2020)																
34980	MODICA	01/24/1978	Active	46	4	2	2	4.55%	46	6	0			N	5		\$428.83
	Exc Award (06/30/2016, 06/30/2017, 06/30/2020)																
138104	Nicosia	04/29/2019	Active	36	7	1	6	20.00%	30	1	0			N	5		\$505.27
	Exc Award (06/30/2023)																
48170	NISCEMI	02/22/1988	Active	53	7	5	2	3.92%	50	9	0			N	0		\$2,729.05
	Exc Award (06/30/2020, 06/30/2022, 06/30/2020)																
21269	NOTO CITTA' DEL BAROCCO	01/29/1970	Active	26	3	0	3	13.04%	25		0		None	R	P,SC	0	\$226.94
	Exc Award (06/30/2016)																
46065	PACHINO ROSOLINI TERRA DEL SOLE	04/17/1986	Active	7	0	10	-10	-58.82%	17	2	0		3	R	M,SC	20	
	Exc Award (06/30/2016, 06/30/2019)																



# Club Health Assessment for District 108 YB through May 2025

			Status	Membership							Reports					Finance		LCIF
Club Number	Club Name	Charter Date		Current Member Count	YTD Members Added	YTD Members Dropped	YTD Net Growth	YTD Net Growth%	Member Count 12 Months Ago	Avg. length of service for dropped members	Months Since Last MMR ***	Yrs. Since Last Officer Report	President Rotation	Vice President Reported ****	Months Since Last Activity Report ***	Account Balance	Donations for current Fiscal Year	
			Number of times on status quo within last two years	If below 15 members appears				If net loss is greater than 20% appears			If no report in 3 months appears in	When more than one year appears in	Number of repeat terms	Notes the officers that do not have an active	If no report at 12 months appears in red			
60287	PALAZZOLO ACREIDE	01/13/1998	Active	22	0	1	-1	-4.35%	22	20	0			N	5		\$128.53	
Exc Award (06/30/2016, 06/30/2022, 06/30/2025)																		
58305	PALERMO DEI VESPRI	05/22/1996	Active	36	3	5	-2	-5.26%	40	23	0			N	1		\$4,222.21	
Exc Award (06/30/2016, 06/30/2022, 06/30/2025)																		
61542	PALERMO FEDERICO II	02/17/1999	Active	29	1	1	0	0.00%	26	4	2			N	0		\$449.05	
Exc Award (06/30/2021, 06/30/2023, 06/30/2025)																		
132910	Palermo Guglielmo II	10/25/2017	Active	16	1	6	-5	-23.81%	21	3	0			N	0		\$60.48	
Exc Award (06/30/2022)																		
21270	PALERMO HOST	02/04/1957	Active	39	4	4	0	0.00%	38	14	0			N	0		\$1,188.30	
Exc Award (06/30/2018, 06/30/2023, 06/30/2025)																		
78428	PALERMO LEONI	03/09/2004	Active	31	2	3	-1	-3.13%	32	8	5			N	0		\$2,756.75	
Exc Award (06/30/2022, 06/30/2023)																		
84008	PALERMO LIBERTA'	08/05/2004	Active	28	2	4	-2	-6.67%	29	2	0			N	0		\$1,762.25	
Exc Award (06/30/2018, 06/30/2021, 06/30/2025)																		
61543	PALERMO MEDITERRANEA	02/17/1999	Active(1)	31	10	3	7	29.17%	22	0	0			N	0			
Exc Award (06/30/2016, 06/30/2018, 06/30/2025)																		
78232	PALERMO MONTE PELLEGRINO	02/13/2004	Active	22	7	2	5	29.41%	23	17	0			N	0		\$3,068.94	
Exc Award (06/30/2023)																		
47050	PALERMO NORMANNA	03/11/1987	Active	28	4	1	3	12.00%	30	0	0			N	0		\$728.06	
Exc Award (06/30/2022, 06/30/2023)																		
106712	PANTELLERIA	10/08/2009	Active	17	1	1	0	0.00%	17	10	0			N	8		\$176.95	
46066	PARTINICO SERENIANUS	04/07/1986	Active	21	3	2	1	5.00%	20	22	0			R	1		\$1,106.45	
Exc Award (06/30/2022)																		
21266	PATERNÒ BELPASSO	01/12/1962	Active	69	13	2	11	18.97%	58	17	0			N	7		\$2,132.07	
Exc Award (06/30/2024)																		
100145	PATTI	09/05/2007	Active	39	0	1	-1	-2.50%	40	1	0			N	M,SC	0	\$822.47	
Exc Award (06/30/2019, 06/30/2021, 06/30/2025)																		
21274	PIAZZA ARMERINA	11/29/1966	Active(3)	19	11	4	7	58.33%	12	1	1		2	R	M	6		
Exc Award (06/30/2016)																		



# Club Health Assessment for District 108 YB through May 2025

			Status	Membership							Reports					Finance	LCIF
Club Number	Club Name	Charter Date		Current Member Count	YTD Members Added	YTD Members Dropped	YTD Net Growth	YTD Net Growth%	Member Count 12 Months Ago	Avg. length of service for dropped members	Months Since Last MMR ***	Yrs. Since Last Officer Report	President Rotation	Vice President Reported ****	Months Since Last Activity Report ***	Account Balance	Donations for current Fiscal Year
			Number of times on status quo within last two years	If below 15 members appears				If net loss is greater than 20% appears			If no report in 3 months appears in	When more than one year appears in	Number of repeat terms	Notes the officers that do not have an active	If no report at 12 months appears in red		
49266	PRIOLO GARGALLO	03/02/1989	Active	17	3	1	2	13.33%	15	2	0			N	0		\$264.87
	Exc Award (06/30/2016, 06/30/2019, 06/30/2024)																
21277	RAGUSA HOST	06/19/1958	Active	82	5	3	2	2.50%	79	14	1			N	0		\$1,158.50
	Exc Award (06/30/2024)																
64958	RAGUSA MONTI IBLEI	01/29/2002	Active	12	1	0	1	9.09%	11		0			IP	6		\$101.04
49514	RAVANUSA - CAMPOBELLO	05/15/1989	Active	28	0	1	-1	-3.45%	30	18	0			N	1		\$418.67
	Exc Award (06/30/2017, 06/30/2019, 06/30/2024)																
43518	RIBERA	02/14/1984	Active	38	0	1	-1	-2.56%	39	2	0			N	3		\$69.90
	Exc Award (06/30/2019, 06/30/2023)																
136164	Riesi	08/30/2018	Active	16	5	0	5	45.45%	15		2			N	0		\$272.55
	Exc Award (06/30/2021)																
141859	Roccalumera Quasimodo	06/23/2020	Active	30	3	6	-3	-9.09%	33	2	0			N	2		\$291.26
	Exc Award (06/30/2021, 06/30/2022, 06/30/2024)																
52544	SALEMI VALLE DEL BELICE	02/24/1992	Active	22	3	0	3	15.79%	19		0			R	1		\$264.87
	Exc Award (06/30/2019)																
50118	SAMBUCA BELICE	01/25/1990	Active	41	1	10	-9	-18.00%	51	5	2			N	1		\$695.49
	Exc Award (06/30/2023)																
139296	San Giovanni La Punta-San Gregorio Terre Gentilizie	07/30/2019	Active(2)	23	5	5	0	0.00%	23	4	0			N	1		\$196.70
	Exc Award (06/30/2022, 06/30/2023, 06/30/2024)																
139230	Sant' Agata li Battiati	07/16/2019	Active	27	2	0	2	8.00%	25		0			N	5		\$305.29
	Exc Award (06/30/2023)																
82292	SANTA TERESA DI RIVA	05/20/2004	Active	38	2	1	1	2.70%	35	20	0			N	0		\$1,854.58
	Exc Award (06/30/2018, 06/30/2021, 06/30/2024)																
89065	SANT'AGATA DI MILITELLO	08/10/2005	Active(2)	19	0	4	-4	-17.39%	23	7	0			N	2		\$255.44
	Exc Award (06/30/2021)																
21280	SCIACCA HOST	04/11/1964	Active	59	9	4	5	9.26%	55	20	0			N	2		\$1,218.74
	Exc Award (06/30/2023, 06/30/2024)																
120594	Sciacca Terme	11/06/2013	Active	17	5	0	5	41.67%	12		0		2	R	7		\$68.05



# Club Health Assessment for District 108 YB through May 2025

			Status	Membership							Reports					Finance		LCIF
Club Number	Club Name	Charter Date		Current Member Count	YTD Members Added	YTD Members Dropped	YTD Net Growth	YTD Net Growth%	Member Count 12 Months Ago	Avg. length of service for dropped members	Months Since Last MMR ***	Yrs. Since Last Officer Report	President Rotation	Vice President Reported ****	Months Since Last Activity Report ***	Account Balance	Donations for current Fiscal Year	
			Number of times on status quo within last two years	If below 15 members appears				If net loss is greater than 20% appears			If no report in 3 months appears in	When more than one year appears in	Number of repeat terms	Notes the officers that do not have an active	If no report at 12 months appears in red			
52603	SCICLI PLAGA IBLEA Exc Award (06/30/2024)	03/02/1992	Active(1)	20	2	2	0	0.00%	18	12	0		2	N	6		\$57.90	
127732	Siracusa Archimede Exc Award (06/30/2022)	05/31/2016	Active	20	3	4	-1	-4.76%	27	10	0			N	0		\$798.27	
97090	SIRACUSA ARETUSA NEW CENTURY	05/05/2006	Active(1)	19	3	2	1	5.56%	18	6	0		2	N	11		\$235.40	
51919	SIRACUSA EURIALO Exc Award (06/30/2022, 06/30/2023, 06/30/2024)	07/25/1991	Active	54	1	0	1	1.89%	52		0			N	1		\$737.71	
21281	SIRACUSA HOST Exc Award (06/30/2023, 06/30/2024)	05/14/1959	Active	39	1	6	-5	-11.36%	42	6	0		2	N	0		\$717.16	
21282	TAORMINA Exc Award (06/30/2019, 06/30/2021, 06/30/2022)	04/04/1960	Active	36	4	7	-3	-7.69%	38	21	0			N	1		\$317.66	
47795	TERMINI HIMERA CERERE Exc Award (06/30/2019, 06/30/2022, 06/30/2023)	10/15/1987	Active	36	2	0	2	5.88%	30		0			N	0		\$479.84	
35219	TERMINI IMERESE HOST Exc Award (06/30/2019, 06/30/2022, 06/30/2023)	03/31/1978	Active	34	0	4	-4	-10.53%	40	17	0		2	N	1		\$95.80	
21283	TRAPANI Exc Award (06/30/2019, 06/30/2024)	11/24/1958	Active	71	3	3	0	0.00%	70	12	0			N	0		\$3,683.26	
57791	TRECASTAGNI Exc Award (06/30/2016, 06/30/2023, 06/30/2024)	01/26/1996	Active	26	3	0	3	13.04%	23		1			N	5		\$529.85	
29308	VITTORIA Exc Award (06/30/2017, 06/30/2022)	05/15/1974	Active	47	3	3	0	0.00%	47	4	0			N	6			
127361	ZAFFERANA ETNEA Exc Award (06/30/2017)	04/22/2016	Active	21	4	2	2	10.53%	19	1	0			N	4		\$1,865.54	

Clubs Cancelled Previous Fiscal Year – Clubs Cancelled within last 12 months may be reinstated

Club Number	Club Name	Charter Date	Current Status*	Cancellation Date
87782	RAGUSA VALLI BAROCHE NEW CENTURY	04/13/2005	Cancelled(8*)	05/29/2024



# Club Health Assessment for District 108 YB through May 2025

Club Number			Club Name			Charter Date			Status					Membership					Reports					Finance		LCIF
									Current Member Count	YTD Members Added	YTD Members Dropped	YTD Net Growth	YTD Net Growth%	Member Count 12 Months Ago	Avg. length of service for dropped members	Months Since Last MMR ***	Yrs. Since Last Officer Report	President Rotation	Vice President Reported ****	Months Since Last Activity Report ***	Account Balance	Donations for current Fiscal Year				
									Number of times on status quo within last two years	If below 15 members appears			If net loss is greater than 20% appears			If no report in 3 months appears in		When more than one year appears in	Number of repeat terms	Notes the officers that do not have an active		If no report at 12 months appears in red				
Current Total Clubs Count	YTD New Clubs Count	YTD Cancelled Clubs Count	YTD Net Club Gain	Current Total Members Count	YTD Add	YTD Drop	YTD Net Growth	YTD Net Growth %	Member Count 12 Months Ago	Average Member Count Per Club	% of Clubs with less than 20 members	% No MMR in 3 Months	% No Officer Report in 12 Months	% of Clubs with balance 90+ days	Number of Clubs in Status Quo	% Status Quo Clubs in Financial Suspension	Number of Cancelled Clubs	Average Cancelled Club Age	Members Lost Due to Cancellation	% of Clubs Cancelled for Non-Financial Reasons						
120	3	1	2	3,989	507	348	159	4.15%	3,839	33	19%	5%	0%	4%	1	100%	1	72	11	-100%						

\* - P - Priority Club. Cancellation Reasons: 1-Objectives/conduct, 2-Non-active club, 5-Non-existing club, 6-Disbanding, 7-Merger, 8-Financial Suspension, 9-District/Multiple District Dues.

\*\* - Abbreviation: P-President, S-Secretary, T-Treasurer, M-Member Chairperson, VP-First Vice President, MC-Communications Chairperson, SC-Service Chairperson

\*\*\* - Abbreviation: N/R - Never reported using the Lions Clubs website, N/A - Not applicable, No password registered for the Lions Clubs website.

\*\*\*\* - Abbreviation: N - New, IP - Immediate Past, R - Repeat.



# Club Health Assessment for District 109 A through May 2025

			Status	Membership							Reports					Finance		LCIF
Club Number	Club Name	Charter Date		Current Member Count	YTD Members Added	YTD Members Dropped	YTD Net Growth	YTD Net Growth%	Member Count 12 Months Ago	Avg. length of service for dropped members	Months Since Last MMR ***	Yrs. Since Last Officer Report	President Rotation	Vice President Reported ****	Months Since Last Activity Report ***	Account Balance	Donations for current Fiscal Year	
			Number of times on status quo within last two years	If below 15 members appears					If net loss is greater than 20% appears		If no report in 3 months appears in	When more than one year appears in	Number of repeat terms	Notes the officers that do not have an active	If no report at 12 months appears in red			
Clubs more than two years old																		
116351	ALFTANES SEYLA	03/20/2012	Active	24	2	0	2	9.09%	22		5			M,VP,SC	16		\$385.00	
122040	Árnessisla Dynkur	04/29/2014	Active	33	1	0	1	3.13%	32		8			M,VP,SC	8		\$1,220.00	
49375	ARNESSYSLA EMBLA	04/03/1989	Active	33	0	1	-1	-2.94%	34	1	0			M,VP,SC	0			
21286	ASBJORN L C	04/10/1973	Active	42	0	0	0	0.00%	37		4			M,VP,SC	5		\$16,123.17	
Exc Award (06/30/2019)																		
44760	BESSASTADAHREPPS	03/20/1985	Active	38	3	2	1	2.70%	38	21	0			T,M,VP,SC	24+	90+ Days	\$200.00	
43774	BISKUPSTUNGUR GEYSIR	04/19/1984	Active	39	1	1	0	0.00%	39	25	4		2	M,VP,SC	15		\$530.00	
21325	ESKIFJORDUR	03/21/1965	Active	12	2	0	2	20.00%	10		8			N M,SC	13		\$160.97	
142630	Freyja	09/01/2020	Active	37	5	2	3	8.82%	38	3	3			N SC	0		\$410.00	
21290	GARDABAEJAR	06/14/1972	Active	14	0	0	0	0.00%	14		5			M,VP,SC	24+			
48171	GARDABAEJAR EIK	02/18/1988	Active	29	1	4	-3	-9.38%	32	27	0		2	R M,SC	0		\$1,000.00	
Exc Award (06/30/2019)																		
46068	GARDUR GARDI	04/18/1986	Active	13	0	1	-1	-7.14%	14	38	5		2	M,VP,SC	24+		\$150.00	
21291	GRINDAVIK	02/16/1965	Active	27	0	5	-5	-15.63%	33	11	1			S,M,VP,SC	17			
52921	HAFNARFJOPOUR KALDA	04/08/1992	Active	28	4	0	4	16.67%	24		1			M,VP,SC	0	90+ Days	\$1,165.07	
21293	HAFNARFJORDUR	04/14/1956	Active	33	0	1	-1	-2.94%	34	6	8			M,VP,SC	8		\$2,270.05	
Exc Award (06/30/2018)																		
21330	HORNAFJARDAR	11/09/1966	Active	23	0	4	-4	-14.81%	28	15	4			M,VP,SC	24+		\$809.16	
21294	HVERAGERDI	01/22/1970	Active	24	7	4	3	14.29%	22	8	4		3	S,M,VP,SC	17	90+ Days	\$50.00	
125756	Hveragerdi Eden	09/10/2015	Active	10	1	2	-1	-9.09%	11	3	1			T,M,VP,SC	1		\$550.00	
153839	Iceland .IS	03/06/2023	Active(2)	11	11	0	11	100.00%	0		0			N	1			
21295	KEFLAVIK	04/07/1956	Cancelled(6*)	0	0	0	0	0.00%	18		11	1	None	P,S,T,M,VP SC	24+			
30837	KEILIR-VATNSKEYSUSTRON D	05/19/1975	Active	8	0	5	-5	-38.46%	14	10	2			M,VP,SC	4			
109648	KOLGRIMA	11/22/2010	Active	11	0	0	0	0.00%	11		20		3	M,VP,SC	24+			
21297	KOPAVOGUR	05/13/1959	Active	46	6	2	4	9.52%	43	5	0			M,VP,SC	0		\$93.94	



# Club Health Assessment for District 109 A through May 2025

			Status	Membership							Reports					Finance		LCIF
Club Number	Club Name	Charter Date		Current Member Count	YTD Members Added	YTD Members Dropped	YTD Net Growth	YTD Net Growth%	Member Count 12 Months Ago	Avg. length of service for dropped members	Months Since Last MMR ***	Yrs. Since Last Officer Report	President Rotation	Vice President Reported ****	Months Since Last Activity Report ***	Account Balance	Donations for current Fiscal Year	
			Number of times on status quo within last two years	If below 15 members appears				If net loss is greater than 20% appears			If no report in 3 months appears in	When more than one year appears in	Number of repeat terms	Notes the officers that do not have an active	If no report at 12 months red			
Exc Award (06/30/2018)																		
21298	KOPAVOGUR MUNINN	06/29/1971	Active(1)	17	2	0	2	13.33%	15		0			S,M,VP,SC	2			
53265	KOPAVOGUR YR	06/02/1992	Active	15	0	1	-1	-6.25%	16	9	2			M,VP,SC	14			
21299	LAUGARDALS L C	06/14/1972	Active	41	4	5	-1	-2.38%	45	10	1		2	M,VP,SC	0	90+ Days	\$820.00	
21334	MULI L C	12/28/1970	Active	13	2	1	1	8.33%	12	0	3			M,VP,SC	N/R	90+ Days		
21301	NJARDVIK	03/02/1958	Active	53	1	3	-2	-3.64%	53	21	9			M,VP,SC	20			
59302	NJARDVIK AESA	03/31/1997	Active	38	5	1	4	11.76%	36	25	1		N		2	90+ Days	\$3,475.00	
21303	REYKJAVIK	08/14/1951	Active	26	0	2	-2	-7.14%	28	17	4			M,VP,SC	N/R			
21304	REYKJAVIK AEGIR	03/06/1957	Active	26	0	0	0	0.00%	27		11			M,VP,SC	20		\$220.00	
21305	REYKJAVIK BALDUR	04/26/1953	Active(1)	14	0	9	-9	-39.13%	23	27	0			M,VP,SC	24+			
48030	REYKJAVIK EIR	01/12/1988	Active	12	11	3	8	200.00%	5	11	0			M,VP,SC	0	90+ Days	\$200.00	
50382	REYKJAVIK ENGEY	04/10/1990	Active	17	1	2	-1	-5.56%	18	39	0		N	M,SC	0			
Exc Award (06/30/2017)																		
21306	REYKJAVIK FJOLNIR	05/04/1955	Active	23	0	1	-1	-4.17%	24	1	5		2	M,VP,SC	20		\$50.00	
50538	REYKJAVIK FJORGYN	05/16/1990	Active	19	0	2	-2	-9.52%	21	25	1		N	M,SC	0		\$1,900.00	
21307	REYKJAVIK FREYR	02/29/1968	Active	12	0	0	0	0.00%	12		11		13	M,VP,SC	N/R			
21308	REYKJAVIK NJORDUR	04/20/1960	Active	46	0	2	-2	-4.17%	45	23	1			M,VP,SC	17			
42568	REYKJAVIK VIDARR	04/14/1983	Active	45	2	0	2	4.65%	43		0			M,VP,SC	14		\$500.00	
21311	SANDGERDI	02/18/1965	Active	18	5	2	3	20.00%	15	9	0			M,VP,SC	0	90+ Days		
21312	SELFOSS	04/09/1965	Active	30	2	2	0	0.00%	32	8	2			M,VP,SC	5		\$1,987.66	
Exc Award (06/30/2018)																		
43249	SELTJARNARNESS	12/16/1983	Cancelled(6*)	0	0	0	0	0.00%	14		11	1	None	P,S,T,M,VP SC	24+			
21341	SEYDISFJORDUR L C	05/21/1965	Active	9	0	4	-4	-30.77%	13	26	5			M,VP,SC	18		\$643.87	
41745	SKJALDBREIDUR	07/06/1982	Active	18	2	0	2	12.50%	16		2		4	M,VP,SC	24+		\$220.00	
21313	SKYGGNIR L C	02/14/1973	Cancelled(8*)	0	0	7	-7	-100.00%	7	32	23	4	None	P,S,T,M,VP SC	24+	90+ Days		
21314	SUDRI L C	02/22/1968	Active	13	2	0	2	18.18%	11		3			S,T,M,VP,SC	N/R			



## Club Health Assessment for District 109 A through May 2025

			Status	Membership							Reports					Finance	LCIF
Club Number	Club Name	Charter Date		Current Member Count	YTD Members Added	YTD Members Dropped	YTD Net Growth	YTD Net Growth%	Member Count 12 Months Ago	Avg. length of service members	Months Since Last MMR ***	Yrs. Since Last Officer Report	President Rotation	Vice President Reported ****	Months Since Last Activity Report ***	Account Balance	Donations for current Fiscal Year
			Number of times on status quo within last two years	If below 15 members appears				If net loss is greater than 20% appears			If no report in 3 months appears in	When more than one year appears in	Number of repeat terms	Notes the officers that do not have an active	If no report at 12 months appears in red		
32330	SVANUR L C	05/28/1976	Cancelled(8*)	0	0	3	-3	-100.00%	3	28	5	4	None	P,S,T,M,VP SC	N/R	90+ Days	
30971	THORLAKSHAFNAR	06/30/1975	Active	2	0	0	0	0.00%	2		47		12	M,VP,SC	24+		
29143	VESTMANNAEYJA	04/09/1974	Active	24	4	1	3	14.29%	22	17	2		N	T,M,VP,SC	20	90+ Days	\$2,427.48

Clubs Cancelled Previous Fiscal Year – Clubs Cancelled within last 12 months may be reinstated

Club Number	Club Name	Charter Date	Current Status*	Cancellation Date
21324	DJUPAVOGS L C	02/09/1973	Cancelled(6*)	10/29/2023
21309	REYKJAVIK THOR	01/03/1956	Cancelled(6*)	01/29/2024
21310	REYKJAVIK TYR	04/11/1973	Cancelled(6*)	07/29/2023

Current Total Clubs Count	YTD New Clubs Count	YTD Cancelled Clubs Count	YTD Net Club Gain	Current Total Members Count	YTD Add	YTD Drop	YTD Net Growth	YTD Net Growth %	Member Count 12 Months Ago	Average Member Count Per Club	% of Clubs with less than 20 members	% No MMR in 3 Months	% No Officer Report in 12 Months	% of Clubs with balance 90+ days	Number of Clubs in Status Quo	% Status Quo Clubs in Financial Suspension	Number of Cancelled Clubs	Average Cancelled Club Age	Members Lost Due to Cancellation	% of Clubs Cancelled for Non-Financial Reasons
44	0	4	-4	1,066	87	85	2	0.19%	1,106	24	45%	48%	0%	20%	0	0%	4	95	10	50%

\* - P - Priority Club. Cancellation Reasons: 1-Objectives/conduct, 2-Non-active club, 5-Non-existing club, 6-Disbanding, 7-Merger, 8-Financial Suspension, 9-District/Multiple District Dues.

\*\* - Abbreviation: P-President, S-Secretary, T-Treasurer, M-Member Chairperson, VP-First Vice President, MC-Communications Chairperson, SC-Service Chairperson

\*\*\* - Abbreviation: N/R - Never reported using the Lions Clubs website, N/A - Not applicable, No password registered for the Lions Clubs website.

\*\*\*\* - Abbreviation: N - New, IP - Immediate Past, R - Repeat.





# Club Health Assessment for District 109 B through May 2025

			Status	Membership							Reports					Finance		LCIF
Club Number	Club Name	Charter Date		Current Member Count	YTD Members Added	YTD Members Dropped	YTD Net Growth	YTD Net Growth%	Member Count 12 Months Ago	Avg. length of service for dropped members	Months Since Last MMR ***	Yrs. Since Last Officer Report	President Rotation	Vice President Reported ****	Months Since Last Activity Report ***	Account Balance	Donations for current Fiscal Year	
			Number of times on status quo within last two years	If below 15 members appears				If net loss is greater than 20% appears			If no report in 3 months appears in	When more than one year appears in	Number of repeat terms	Notes the officers that do not have an active	If no report at 12 months appears in red			
Clubs more than two years old																		
21285	AKRANES	04/22/1956	Active	30	2	2	0	0.00%	30	30	0			M,VP,SC	13		\$1,975.00	
59760	AKRANES EDNA	06/20/1997	Active	27	0	0	0	0.00%	27		14			M,VP,SC	2			
21316	AKUREYRI	03/10/1956	Active	14	0	2	-2	-12.50%	16	3	7			M,VP,SC	0		\$200.00	
21317	Akureyri Hængur	04/09/1973	Active	39	3	2	1	2.63%	38	28	0		N	T,M,SC	0	90+ Days	\$2,690.97	
Exc Award (06/30/2018, 06/30/2019, 06/30/20																		
55812	AKUREYRI OSP	06/08/1994	Active	17	3	0	3	21.43%	14		0		2	M,VP,SC	0		\$882.62	
111287	AKUREYRI YLFA	06/08/2011	Active(1)	20	2	4	-2	-9.09%	24	6	0			M,VP,SC	0		\$2,659.53	
21320	BJARMI L C	04/09/1973	Active	13	0	0	0	0.00%	12		11			M,VP,SC	5		\$165.00	
55813	BORGARNES AGLA	06/08/1994	Active	16	0	1	-1	-5.88%	17	38	10			M,VP,SC	20			
21288	BUDARDALUR	12/06/1963	Active	14	0	2	-2	-12.50%	16	32	9	1	None	P,S,T,M,VP SC	24+			
21323	DALVIK	04/27/1960	Active	10	0	0	0	0.00%	10		13		2	R M,SC	24+			
55749	DALVIK SUNNA	05/26/1994	Active	21	1	0	1	5.00%	20		0		3	M,VP,SC	2			
Exc Award (06/30/2018)																		
21292	GRUNDARFJARDAR	04/11/1972	Active(1)	20	0	0	0	0.00%	20		1			M,VP,SC	1			
30135	HOFDI	01/14/1975	Active	10	0	1	-1	-9.09%	11	22	8			T,M,VP,SC	24+			
21329	HOLMAVIK	02/21/1961	Active	9	0	1	-1	-10.00%	10	25	5		2	M,VP,SC	24+			
21331	HRAEREKUR L C	05/09/1972	Active(1)	16	13	3	10	166.67%	10	29	2			M,VP,SC	2		\$100.00	
21332	HUSAVIK	03/05/1965	Active	25	0	1	-1	-3.85%	27	60	5		2	M,VP,SC	24+			
Exc Award (06/30/2018)																		
21333	ISAFJORDUR	06/26/1957	Active	11	0	1	-1	-8.33%	12	5	7			M,VP,SC	24+			
21296	MOSFELLSBAEJAR L C	03/18/1965	Active	25	0	3	-3	-10.71%	28	44	3			M,VP,SC	0		\$200.00	
100831	MOSFELLSBAEJAR UA	12/27/2007	Active	26	3	1	2	8.33%	24	11	1			M,SC	3		\$1,492.90	
21300	NESTHINGA HELLISSANDI	11/29/1970	Active	25	0	0	0	0.00%	25		19	2	None	P,S,T,M,VP SC	24+			
55731	OLAFSVIK RAN	05/24/1994	Active	24	1	2	-1	-4.00%	25	25	2			N M,SC	3		\$200.00	
21302	OLAFSVIKUR L C	03/26/1973	Active	33	0	2	-2	-5.71%	35	8	0			M,VP,SC	0		\$200.00	



# Club Health Assessment for District 109 B through May 2025

Club Number	Club Name	Charter Date	Status	Membership							Reports					Finance	LCIF
				Current Member Count	YTD Members Added	YTD Members Dropped	YTD Net Growth	YTD Net Growth%	Member Count 12 Months Ago	Avg. length of service for dropped members	Months Since Last MMR ***	Yrs. Since Last Officer Report	President Rotation	Vice President Reported ****	Months Since Last Activity Report ***	Account Balance	Donations for current Fiscal Year
			Number of times on status quo within last two years	If below 15 members appears				If net loss is greater than 20% appears			If no report in 3 months appears in	When more than one year appears in	Number of repeat terms	Notes the officers that do not have an active	If no report at 12 months appears in red		
21338	PATREKSFJORD	02/19/1962	Active	46	0	5	-5	-9.80%	51	16	5			P,T,M,VP,SC	24+		
50539	REYKJAVIK FOLD	05/18/1990	Active	25	1	2	-1	-3.85%	27	28	0			M,VP,SC	1	90+ Days	\$330.00
21340	SAUDARKKROKUR	11/20/1964	Active	36	0	0	0	0.00%	36		3			M,VP,SC	24+		
47304	SKAGAFJARDAR	05/12/1987	Active	25	4	0	4	19.05%	21		2			M,VP,SC	24+	90+ Days	
21315	STYKKISHOLMS	02/26/1967	Active	23	0	0	0	0.00%	23		0			M,VP,SC	8		\$200.00
55732	STYKKISHOLMUR HARPA	05/24/1994	Active	29	1	0	1	3.57%	28		0		N	M,SC	0		\$50.00
29520	VITADSGJAFI	06/11/1974	Active	23	1	13	-12	-34.29%	35	5	3		2	N	M,SC	0	\$2,140.31

Clubs Cancelled Previous Fiscal Year – Clubs Cancelled within last 12 months may be reinstated

Club Number	Club Name	Charter Date	Current Status*	Cancellation Date
55895	HELLISSANDUR NESTHINGA THERNAN	06/28/1994	Cancelled(6*)	07/29/2023
55750	SAUDARKKROKUR BJORK	05/26/1994	Cancelled(6*)	01/29/2024

Current Total Clubs Count	YTD New Clubs Count	YTD Cancelled Clubs Count	YTD Net Club Gain	Current Total Members Count	YTD Add	YTD Drop	YTD Net Growth	YTD Net Growth %	Member Count 12 Months Ago	Average Member Count Per Club	% of Clubs with less than 20 members	% No MMR in 3 Months	% No Officer Report in 12 Months	% of Clubs with balance 90+ days	Number of Clubs in Status Quo	% Status Quo Clubs in Financial Suspension	Number of Cancelled Clubs	Average Cancelled Club Age	Members Lost Due to Cancellation	% of Clubs Cancelled for Non-Financial Reasons
29	0	0	0	652	35	48	-13	-1.95%	672	22	34%	52%	7%	10%	0	0%	0	0	0	0%

\* - P - Priority Club. Cancellation Reasons: 1-Objectives/conduct, 2-Non-active club, 5-Non-existing club, 6-Disbanding, 7-Merger, 8-Financial Suspension, 9-District/Multiple District Dues.

\*\* - Abbreviation: P-President, S-Secretary, T-Treasurer, M-Member Chairperson, VP-First Vice President, MC-Communications Chairperson, SC-Service Chairperson

\*\*\* - Abbreviation: N/R - Never reported using the Lions Clubs website, N/A - Not applicable, No password registered for the Lions Clubs website.

\*\*\*\* - Abbreviation: N - New, IP - Immediate Past, R - Repeat.




# Club Health Assessment for District 110AN through May 2025

			Status	Membership							Reports					Finance	LCIF
Club Number	Club Name	Charter Date		Current Member Count	YTD Members Added	YTD Members Dropped	YTD Net Growth	YTD Net Growth%	Member Count 12 Months Ago	Avg. length of service for dropped members	Months Since Last MMR ***	Yrs. Since Last Officer Report	President Rotation	Vice President Reported ****	Months Since Last Activity Report ***	Account Balance	Donations for current Fiscal Year
			Number of times on status quo within last two years	If below 15 members appears			If net loss is greater than 20% appears				If no report in 3 months appears in	When more than one year appears in	Number of repeat terms	Notes the officers that do not have an active	If no report at 12 months appears in red		
Clubs less than two years old																	
156692	Amsterdam - Nederland voor Armenië	11/28/2023	Active	20	0	0	0	0.00%	20		0		3	R	P,S,T,M,SC	N/A	\$78.80
Clubs more than two years old																	
30740	AALSMEER	05/20/1975	Active	28	0	0	0	0.00%	28		0		2	N	P,S,T,M,VP SC	N/A	\$266.51
57413	AALSMEER OPHELIA	10/16/1995	Active	30	9	0	9	42.86%	21		0			N	P,S,T,M,VP SC	N/A	\$82.74
40649	ABCOUDE BAAMBRUGGE	12/23/1981	Active	30	1	1	0	0.00%	31	43	0			N	P,S,T,M,VP SC	N/A	\$1,159.48
21347	ALKMAAR	10/15/1959	Active	8	0	0	0	0.00%	11		0				P,S,T,M,VP SC	N/A	\$31.52
47289	ALKMAAR PHOENIX	04/30/1987	Active	12	0	0	0	0.00%	13		0			N	P,S,T,M,VP SC	N/R	\$672.05
48550	ALMERE HOST	05/02/1988	Active	17	0	1	-1	-5.56%	18	0	0			N	P,S,T,M,VP SC	2	\$66.98
105327	ALMERE VERITAS	04/21/2009	Active	19	1	0	1	5.56%	20		0		2	N	P,S,T,M,VP SC	1	\$76.76
21349	AMSTELVEEN	03/01/1963	Active	11	0	0	0	0.00%	11		0				P,S,T,M,VP SC	N/R	\$1,605.27
48437	AMSTELVEEN DE AMSTEL	04/15/1988	Active	20	0	3	-3	-13.04%	23	12	0			N	P,S,T,M,VP SC	N/A	\$1,807.54
55110	AMSTELVEEN MINGLE	12/09/1993	Active	13	0	1	-1	-7.14%	15	14	0		7		P,S,T,M,VP SC	N/A	\$211.35
21350	AMSTERDAM 1 HOST ZUIDAS	09/29/1951	Active	11	4	3	1	10.00%	11	40	0		3		P,S,T,M,VP SC	N/R	\$39.40
62845	AMSTERDAM GIJSBREGHT V AEMSTEL	03/09/2000	Active	12	2	2	0	0.00%	12	3	0			N	P,S,T,M,VP SC	N/R	\$515.50
119416	AMSTERDAM 'T IJ	05/21/2013	Active	18	2	19	-17	-48.57%	35	11	0			N	P,S,T,M,VP SC	14	90+ Days \$347.90
Exc Award (06/30/2024)																	
84293	ANNA PAULOWNA	10/18/2004	Active	24	2	1	1	4.35%	23	0	0		2	N	P,S,T,M,VP SC	N/A	\$90.62
101134	BADHOEVEDORP	02/04/2008	Active	29	0	0	0	0.00%	30		0		2	N	P,S,T,M,VP SC	N/R	\$3,235.72
77521	BERGEN EGMOND SCHOORL	09/23/2003	Active	14	9	0	9	180.00%	12		0				P,S,T,M,VP SC	12	\$579.17
21353	BEVERWIJK	01/24/1964	Active	41	0	0	0	0.00%	41		0			N	P,S,T,M,VP SC	24+	\$161.54
21354	BLARICUM LAREN L C	01/20/1971	Active	27	0	3	-3	-10.00%	30	17	0			N	P,S,T,M,VP SC	N/R	\$1,677.64
21355	BOLLENSTREEK	01/17/1974	Active	24	1	2	-1	-4.00%	25	16	0			N	P,S,T,M,VP SC	N/R	\$723.27
60027	BUSSUM GODELINDE	10/13/1997	Active	40	3	1	2	5.26%	39	0	0			N	P,S,T,M,VP SC	12	\$2,005.78



# Club Health Assessment for District 110AN through May 2025

			Status	Membership							Reports					Finance	LCIF	
Club Number	Club Name	Charter Date		Current Member Count	YTD Members Added	YTD Members Dropped	YTD Net Growth	YTD Net Growth%	Member Count 12 Months Ago	Avg. length of service for dropped members	Months Since Last MMR ***	Yrs. Since Last Officer Report	President Rotation	Vice President Reported ****	Months Since Last Activity Report ***	Account Balance	Donations for current Fiscal Year	
			Number of times on status quo within last two years	If below 15 members appears					If net loss is greater than 20% appears			If no report in 3 months appears in	When more than one year appears in	Number of repeat terms	Notes the officers that do not have an active	If no report at 12 months appears in red		
21358	CRAILO L C	01/15/1965	Active	29	1	3	-2	-6.45%	31	15	0			N	P,S,T,M,VP SC	N/R		\$114.26
21360	DEN HELDER	03/14/1957	Active	34	2	3	-1	-2.86%	35	36	0			N	P,S,T,M,VP SC	N/A		\$137.90
47845	ENKHUIZEN	11/11/1987	Active	16	0	2	-2	-11.11%	18	31	0		2	N	P,S,T,M,VP SC	N/A		\$70.92
78121	GOOILAND	01/26/2004	Active	14	4	1	3	27.27%	11	0	0				P,S,T,M,VP SC	N/R		\$352.86
43646	GOOISE MEREN	03/21/1984	Active	19	0	1	-1	-5.00%	20	41	0			N	P,S,T,M,VP SC	N/R		\$78.80
21365	HAARLEM	12/08/1959	Active	29	1	3	-2	-6.45%	31	4	0			N	P,S,T,M,VP SC	N/A	90+ Days	\$278.33
61566	HAARLEM OVER DEN DUIN	03/02/1999	Active	14	1	0	1	7.69%	13		0		2		P,S,T,M,VP SC	0		\$171.22
54191	HAARLEM SPAARNE	03/05/1993	Active	10	0	2	-2	-16.67%	13	16	0			N	P,S,T,M,VP SC	N/A		\$587.44
21366	HAARLEMMERMEER HOST	06/16/1966	Active	12	2	1	1	9.09%	11	0	0		5		P,S,T,M,VP SC	N/R		\$43.34
45001	HAARLEMMERMEER RINGVAART	05/09/1985	Active	13	0	0	0	0.00%	16		0				S,T,M,VP,SC	18		\$51.22
105613	HAARLEMMERMEER XXY	06/03/2009	Active	6	0	0	0	0.00%	6		0		5	N	P,S,T,M,VP SC	N/R		\$179.83
21367	HEEMSTEDE-BENNEBROEK	09/24/1973	Active	20	2	1	1	5.26%	20	0	0			N	P,S,T,M,VP SC	N/A		\$74.86
21369	HET GOOI	03/31/1958	Active	26	4	1	3	13.04%	24	0	0			N	P,S,T,M,VP SC	N/R		\$90.62
40901	HILVERSUM	02/26/1982	Active	33	2	0	2	6.45%	33		0			N	P,S,T,M,VP SC	1		\$122.14
87813	HOORN DE DOELEN	04/18/2005	Active	17	4	3	1	6.25%	17	3	0			N	P,S,T,M,VP SC	N/A	90+ Days	\$219.23
40651	HUIZEN	12/17/1981	Active	41	4	1	3	7.89%	38	2	0			N	P,S,T,M,VP SC	1	90+ Days	\$2,544.68
42822	KAAG EN BRAASSEM	05/23/1983	Active	23	2	0	2	9.52%	20		0			N	P,S,T,M,VP SC	8	90+ Days	\$238.93
21372	LANDSMEER	09/27/1961	Active	20	0	1	-1	-4.76%	21	17	0			N	P,S,T,M,VP SC	N/A		\$82.74
57510	LISSE DE OUDE DUINEN	11/21/1995	Active	33	3	1	2	6.45%	31	0	0			N	P,S,T,M,VP SC	24+		\$274.27
53509	LOOSDRECHT	07/06/1992	Active	16	0	0	0	0.00%	17		0			N	P,S,T,M,VP SC	N/R		\$63.04
38673	MIJDRECHT WILNIS L C	06/26/1980	Active	17	0	1	-1	-5.56%	18	6	0		2	N	P,S,T,M,VP SC	N/R		\$70.92
51750	NAARDEN BUSSUM	06/07/1991	Active	9	1	5	-4	-30.77%	18	13	0				P,S,T,M,VP SC	12		\$43.34
110588	NOORD KENNEMERLAND	04/05/2011	Active	2	2	19	-17	-89.47%	19	13	0		3		P,S,T,M,VP SC	N/A		\$74.86
50758	OPMEER MEDEMBLIK	06/26/1990	Active	28	1	0	1	3.70%	27		0			N	P,S,T,M,VP SC	12		\$106.38



## Club Health Assessment for District 110AN through May 2025

			Status								Membership							Reports				Finance		LCIF
Club Number	Club Name	Charter Date			Current Member Count	YTD Members Added	YTD Members Dropped	YTD Net Growth	YTD Net Growth%	Member Count 12 Months Ago	Avg. length of service for dropped members	Months Since Last MMR ***	Yrs. Since Last Officer Report	President Rotation	Vice President Reported ****	Months Since Last Activity Report ***	Account Balance	Donations for current Fiscal Year						
			Number of times on status quo within last two years		If below 15 members appears				If net loss is greater than 20% appears			If no report in 3 months appears in	When more than one year appears in	Number of repeat terms		Notes the officers that do not have an active	If no report at 12 months appears in red							
110916	OUDEKERK AAN DE AMSTEL	05/10/2011	Active		22	0	1	-1	-4.35%	23	12	0				P,S,T,M,VP SC	N/A		\$90.62					
21424	OVERHOLLAND	09/15/1970	Active		34	2	3	-1	-2.86%	35	7	0				P,S,T,M,VP SC	N/R		\$137.90					
41370	PURMEREND WHERELAND	05/11/1982	Active		15	0	0	0	0.00%	15		1			N	P,S,T,M,VP SC	3		\$59.10					
55150	SCHIPHOL	12/21/1993	Active		14	0	0	0	0.00%	14		0		13	N	P,S,T,M,VP SC	N/R		\$55.16					
45159	SCHOORL	06/13/1985	Active		21	2	0	2	10.53%	19		0				P,S,T,M,VP SC	2		\$1,636.79					
34544	TEXEL	10/31/1977	Active		31	0	1	-1	-3.13%	30	0	1			N	P,S,T,M,VP SC	0		\$122.14					
21385	UITHOORN	06/14/1968	Active		13	0	1	-1	-7.14%	12	0	1		None		P,S,T,M,VP SC	N/A		\$51.22					
123781	Venhuizen-Markermeer	12/11/2014	Active		33	0	0	0	0.00%	33		1		None		P,S,T,M,VP SC	N/A		\$130.02					
32822	VINKEVEEN WAVERVEEN	10/11/1976	Active		18	13	1	12	200.00%	6	32	0				P,S,T,M,VP SC	N/R		\$1,260.15					
38674	WIERINGERMEER	06/02/1980	Active		18	7	3	4	28.57%	15	0	0			N	P,S,T,M,VP SC	N/A		\$55.16					
49418	ZAANSTAD ZAA NSTREEK DE BANNE	04/18/1989	Active		20	2	1	1	5.26%	20	24	0			IP	P,S,T,M,VP SC	N/A	90+ Days	\$2,501.64					
21394	ZANDVOORT	04/25/1965	Active		22	1	5	-4	-15.38%	26	7	0		2	N	P,S,T,M,VP SC	1		\$102.44					
38675	ZUID KENNEMERLAND L C	06/18/1980	Active		23	1	2	-1	-4.17%	24	17	0			N	P,S,T,M,VP SC	N/A		\$94.56					
Current Total Clubs Count	YTD New Clubs Count	YTD Cancelled Clubs Count	YTD Net Club Gain	Current Total Members Count	YTD Add	YTD Drop	YTD Net Growth	YTD Net Growth %	Member Count 12 Months Ago	Average Member Count Per Club	% of Clubs with less than 20 members	% No MMR in 3 Months	% No Officer Report in 12 Months	% of Clubs with balance 90+ days	Number of Clubs in Status Quo	% Status Quo Clubs in Financial Suspension	Number of Cancelled Clubs	Average Cancelled Club Age	Members Lost Due to Cancellation	% of Clubs Cancelled for Non-Financial Reasons				
58	0	0	0	1,213	98	104	-6	-0.49%	1,249	21	48%	0%	0%	10%	0	0%	0	0	0	0%				

\* - P - Priority Club. Cancellation Reasons: 1-Objectives/conduct, 2-Non-active club, 5-Non-existing club, 6-Disbanding, 7-Merger, 8-Financial Suspension, 9-District/Multiple District Dues.

\*\* - Abbreviation: P-President, S-Secretary, T-Treasurer, M-Member Chairperson, VP-First Vice President, MC-Communications Chairperson, SC-Service Chairperson

\*\*\* - Abbreviation: N/R - Never reported using the Lions Clubs website, N/A - Not applicable, No password registered for the Lions Clubs website.

\*\*\*\* - Abbreviation: N - New, IP - Immediate Past, R - Repeat.



# Club Health Assessment for District 110AZ through May 2025

Club Number	Club Name	Charter Date	Status	Membership							Reports					Finance	LCIF
				Current Member Count	YTD Members Added	YTD Members Dropped	YTD Net Growth	YTD Net Growth%	Member Count 12 Months Ago	Avg. length of service for dropped members	Months Since Last MMR ***	Yrs. Since Last Officer Report	President Rotation	Vice President Reported ****	Months Since Last Activity Report ***	Account Balance	Donations for current Fiscal Year
			Number of times on status quo within last two years	If below 15 members appears				If net loss is greater than 20% appears			If no report in 3 months appears in	When more than one year appears in	Number of repeat terms	Notes the officers that do not have an active	If no report at 12 months red		
<b>Clubs less than two years old</b>																	
171571	Gouda Hera	05/16/2024	Active	25	3	21	-18	-41.86%	43	3	0			N	P,S,T,M,VP SC	N/A	\$1,023.83
<b>Clubs more than two years old</b>																	
21348	ALPHEN AANDEN RIJN	06/26/1973	Active	25	2	3	-1	-3.85%	27	11	0			N	P,S,T,M,VP SC	N/A	90+ Days \$98.50
37601	BERGSCHENHOEK	10/04/1979	Active	25	2	1	1	4.17%	25	0	0			N	P,S,T,M,VP SC	13	\$94.56
44305	BERKEL & RODENRIJS	10/19/1984	Active	16	0	0	0	0.00%	15		0			N	P,S,T,M,VP SC	N/R	\$63.04
65059	BILTHOVEN 2000	03/04/2002	Active	25	0	0	0	0.00%	24		0			N	P,S,T,M,VP SC	N/A	\$98.50
56310	BILTHOVEN HET STICHTSE HART	12/12/1994	Active	19	2	5	-3	-13.64%	25	9	0			N	P,S,T,M,VP SC	12	\$86.68
40650	BODEGRAVEN	12/17/1981	Active	35	1	0	1	2.94%	34		0		2	N	P,S,T,M,VP SC	2	\$133.96
31668	BUNNIK	02/03/1976	Active	27	3	1	2	8.00%	27	0	0				P,S,T,M,VP SC	N/R	\$98.50
21402	DE BILT BILTHOVEN L C	01/21/1970	Active	44	3	2	1	2.33%	43	24	0			N	P,S,T,M,VP SC	N/R	\$169.42
21359	DELFT	05/04/1965	Active	23	2	2	0	0.00%	26	54	0			N	P,S,T,M,VP SC	N/R	\$559.20
89295	DELFT ANTONI VAN LEEUWENHOEK	09/20/2005	Active	17	2	0	2	13.33%	16		0			N	P,S,T,M,VP SC	4	\$59.10
43250	DELFT PRINCESTAD	12/22/1983	Active	40	2	4	-2	-4.76%	42	25	0			N	P,S,T,M,VP SC	N/A	\$477.87
21381	DEN HAAG	06/21/1952	Active	21	0	1	-1	-4.55%	22	16	0			N	P,S,T,M,VP SC	N/R	\$86.68
21382	DEN HAAG CENTRUM	05/30/1962	Active	16	4	3	1	6.67%	17	34	0		2		P,S,T,M,VP SC	N/A	\$59.10
84795	DEN HAAG PLEIADES	02/01/2005	Active	7	4	4	0	0.00%	7	7	0				P,S,T,M,VP SC	N/A	\$27.58
50513	DEN HAAG RESIDENTIE	05/08/1990	Active	32	0	0	0	0.00%	32		0			N	P,S,T,M,VP SC	N/A	\$126.08
21384	DEN HAAG SCHEVENINGEN	04/24/1969	Active	27	3	4	-1	-3.57%	30	10	0			N	P,S,T,M,VP SC	18	\$110.32
63293	DEN HAAG UNIVERSAL	06/12/2000	Active	11	6	1	5	83.33%	6	4	0		2		P,S,T,M,VP SC	18	90+ Days \$19.70
104990	DEN HAAG YPENVEEN	03/16/2009	Active	5	4	2	2	66.67%	8	12	0		2		P,S,T,M,VP SC	18	\$11.82
21363	GOUDA	03/15/1961	Active	24	1	4	-3	-11.11%	28	27	0			N	P,S,T,M,VP SC	N/R	\$106.38
42308	GOUDA BLOEMENDAAL	02/15/1983	Active	23	0	1	-1	-4.17%	23	0	0			N	P,S,T,M,VP SC	N/R	\$90.62
21364	GOUDA REEUWIJK	11/28/1972	Active	40	6	3	3	8.11%	38	17	0			N	P,S,T,M,VP SC	N/R	\$145.78



# Club Health Assessment for District 110AZ through May 2025

			Status	Membership							Reports					Finance	LCIF
Club Number	Club Name	Charter Date		Current Member Count	YTD Members Added	YTD Members Dropped	YTD Net Growth	YTD Net Growth%	Member Count 12 Months Ago	Avg. length of service for dropped members	Months Since Last MMR ***	Yrs. Since Last Officer Report	President Rotation	Vice President Reported ****	Months Since Last Activity Report ***	Account Balance	Donations for current Fiscal Year
			Number of times on status quo within last two years	If below 15 members appears				If net loss is greater than 20% appears			If no report in 3 months appears in	When more than one year appears in	Number of repeat terms	Notes the officers that do not have an active	If no report at 12 months red		
36740	HET STIGT L C	03/16/1979	Active	12	1	1	0	0.00%	11	1	0		2	N	P,S,T,M,SC	N/A	\$47.28
49697	HOUTEN	06/28/1989	Active	34	0	2	-2	-5.56%	39	0	0			N	P,S,T,M,VP SC	1	\$133.96
42823	IJSSELSTEIN LOPIKERWAARD	06/23/1983	Active	36	1	3	-2	-5.26%	38	15	0			N	P,S,T,M,VP SC	1	\$149.72
21371	KATWIJK	03/21/1962	Active	26	0	1	-1	-3.70%	27	8	0		2	N	P,S,T,M,VP SC	N/A	\$106.38
104755	KATWIJK NOORDWIJK DE BRITTENBURG	02/23/2009	Active	19	0	0	0	0.00%	19		0			N	P,S,T,M,VP SC	N/R	\$74.86
43519	KRIMPEN AAN DEN IJSSEL	02/29/1984	Active	40	3	1	2	5.26%	38	0	0			N	P,S,T,M,VP SC	N/R	\$149.72
106094	KRIMPEN AAN DEN IJSSEL EO DOMAINE DES DAMES	07/16/2009	Active	31	5	2	3	10.71%	28	1	0			N	P,S,T,M,VP SC	1	\$110.32
37436	KRIMPENERWAARD L C	07/06/1979	Active	24	1	0	1	4.35%	23		0			N	P,S,T,M,VP SC	N/A	\$90.62
146197	Leiden DIOK	06/17/2021	Active	23	1	0	1	4.55%	21		0		2		P,S,T,M,VP SC	N/A	\$86.68
60345	LEIDEN LAKENSTAD	02/05/1998	Active	27	0	1	-1	-3.57%	28	0	0				P,S,T,M,VP SC	N/R	\$1,205.58
63426	LEIDEN LUGDUNUM DUALIS	06/30/2000	Active	31	1	1	0	0.00%	32	3	0				P,S,T,M,VP SC	16	\$122.14
21376	LEIDERDORP	06/30/1971	Active	29	4	1	3	11.54%	27	53	0			N	P,S,T,M,VP SC	N/A	90+ Days \$102.44
36596	MAARSSSEN	02/08/1979	Active	28	1	0	1	3.70%	28		0			N	P,S,T,M,VP SC	N/A	\$106.38
21377	MAASLAND	11/30/1972	Active	24	2	1	1	4.35%	21	1	0			N	P,S,T,M,VP SC	12	\$2,786.72
49698	MAASSLUIS	06/28/1989	Active	22	0	2	-2	-8.33%	22	18	0		2	N	P,S,T,M,VP SC	N/R	\$90.62
33569	NIEUWEGEIN	03/28/1977	Active	29	2	2	0	0.00%	29	5	0			N	P,S,T,M,VP SC	0	\$114.26
46746	NIEUWKOOP	12/23/1986	Active	33	0	0	0	0.00%	33		0			N	P,S,T,M,VP SC	N/A	\$286.75
34876	NOORDWIJK	12/19/1977	Active	28	4	4	0	0.00%	29	21	0			N	P,S,T,M,VP SC	N/A	90+ Days \$110.32
53486	NOOTDORP & PIJNACKER L C Exc Award (06/30/2017)	07/08/1992	Active	13	0	1	-1	-7.14%	14	3	0			N	P,S,T,M,VP SC	N/R	\$55.16
32108	OEGSTGEEST-WARMOND L C	04/07/1976	Active	29	2	2	0	0.00%	29	12	0			N	P,S,T,M,VP SC	N/R	\$270.45
145591	Pijnacker - Dames van Oostland	03/10/2021	Active	15	0	3	-3	-16.67%	17	3	0			N	P,S,T,M,VP SC	N/A	\$59.10
50383	RIJNSBURG	04/04/1990	Active	32	0	1	-1	-3.03%	35	0	0			N	P,S,T,M,VP SC	N/A	\$126.08
39197	RIJNWOUDE	12/02/1980	Active	19	2	6	-4	-17.39%	23	21	1			N	P,S,T,M,VP SC	N/R	\$230.93





# Club Health Assessment for District 110AZ through May 2025

			Status	Membership							Reports					Finance	LCIF
Club Number	Club Name	Charter Date		Current Member Count	YTD Members Added	YTD Members Dropped	YTD Net Growth	YTD Net Growth%	Member Count 12 Months Ago	Avg. length of service for dropped members	Months Since Last MMR ***	Yrs. Since Last Officer Report	President Rotation	Vice President Reported ****	Months Since Last Activity Report ***	Account Balance	Donations for current Fiscal Year
			Number of times on status quo within last two years	If below 15 members appears				If net loss is greater than 20% appears			If no report in 3 months appears in	When more than one year appears in	Number of repeat terms	Notes the officers that do not have an active	If no report at 12 months appears in red		
21428	UTRECHT DOMSTAD	10/10/1968	Active	18	0	0	0	0.00%	19		0			N	P,S,T,M,VP SC	N/A	\$227.11
21427	UTRECHT HOST	05/28/1954	Active	21	2	0	2	10.53%	19		0				P,S,T,M,VP SC	N/A	\$74.86
52329	UTRECHT KROMME RIJN	12/27/1991	Active	24	1	0	1	4.35%	23		0			N	P,S,T,M,VP SC	N/R	\$90.62
99230	UTRECHT NOVUM	04/30/2007	Active	27	1	0	1	3.85%	27		0			N	P,S,T,M,VP SC	N/R	\$102.44
21474	VIANEN	12/02/1969	Active	24	5	1	4	20.00%	20	41	0		2	N	P,S,T,M,VP SC	12	\$703.57
21388	VLEUTEN DE MEERN L C	11/06/1969	Active	41	4	6	-2	-4.65%	41	22	0			N	P,S,T,M,VP SC	1	\$169.42
21387	VOORBURG	11/05/1963	Active	47	0	1	-1	-2.08%	48	2	0			N	P,S,T,M,VP SC	N/R	\$189.12
60562	VOORBURG PRINSES MARIANNE Exc Award (06/30/2019)	03/23/1998	Active	45	3	1	2	4.65%	45	0	0			N	P,S,T,M,VP SC	N/R	\$639.92
21375	VOORSCHOTEN	01/19/1967	Active	29	0	1	-1	-3.33%	30	46	1		3		P,S,T,M,VP SC	N/R	\$430.59
55656	VOORSCHOTEN VLIETRANDE	05/03/1994	Active	5	0	0	0	0.00%	5		1		4		P,S,T,M,VP SC	N/A	\$19.70
21389	WADDINXVEEN	01/15/1969	Active	8	0	0	0	0.00%	9		0			N	P,S,T,M,VP SC	13	\$500.10
61493	WADDINXVEEN TSUYTENDE	02/08/1999	Active	24	0	0	0	0.00%	24		1			N	P,S,T,M,VP SC	N/A	\$94.56
126000	Warmond Slot Teylingen	10/16/2015	Active	11	0	0	0	0.00%	12		0			N	P,S,T,M,VP SC	N/R	\$43.34
21390	WASSENAAR	06/12/1968	Active	44	0	0	0	0.00%	46		0			N	P,S,T,M,VP SC	N/A	\$173.36
56819	WASSENAAR DE PAUW	04/03/1995	Active	34	3	5	-2	-5.56%	36	24	0			N	P,S,T,M,VP SC	2	\$141.84
50179	WASSENAAR DUIN	02/12/1990	Active	41	2	4	-2	-4.65%	45	15	0			N	P,S,T,M,VP SC	N/R	\$481.81
58189	WESTLAND DE GLAZEN STAD	04/23/1996	Active	17	1	1	0	0.00%	21	18	0			N	P,S,T,M,VP SC	N/A	\$66.98
21391	WESTLAND L C	11/30/1972	Active	22	2	3	-1	-4.35%	23	12	0			N	P,S,T,M,VP SC	2	\$86.68
21392	WOERDEN	04/27/1965	Active	37	0	0	0	0.00%	37		0			N	P,S,T,M,VP SC	24+	\$620.39
57557	WOERDEN CASTELLUM LAURUM	11/21/1995	Active	20	0	1	-1	-4.76%	21	0	0			N	P,S,T,M,VP SC	12	\$391.19
21432	ZEIST	03/20/1967	Active	31	0	2	-2	-6.06%	31	7	0			N	P,S,T,M,VP SC	N/R	\$278.33
51452	ZEIST-TER-BERGEN	03/22/1991	Active	31	2	0	2	6.90%	29		0			N	P,S,T,M,VP SC	N/R	\$114.26
46855	ZEVENHUIZEN	01/12/1987	Active	26	1	1	0	0.00%	26	11	0			N	P,S,T,M,VP SC	N/R	\$882.81





## Club Health Assessment for District 110AZ through May 2025

Club Number	Club Name	Charter Date	Status	Membership							Reports					Finance	LCIF
				Current Member Count	YTD Members Added	YTD Members Dropped	YTD Net Growth	YTD Net Growth%	Member Count 12 Months Ago	Avg. length of service for dropped members	Months Since Last MMR ***	Yrs. Since Last Officer Report	President Rotation	Vice President Reported ****	Months Since Last Activity Report ***	Account Balance	Donations for current Fiscal Year
			Number of times on status quo within last two years	If below 15 members appears				If net loss is greater than 20% appears			If no report in 3 months appears	When more than one year appears in	Number of repeat terms	Notes the officers that do not have an active	If no report at 12 months appears in red		
30654	ZOETERMEER	04/30/1975	Active	24	1	1	0	0.00%	27	17	0			N	P,S,T,M,VP SC	3	\$251.29
49765	ZOETERMEER DE MEERBLOEM	07/31/1989	Active	14	1	1	0	0.00%	14	0	0			N	P,S,T,M,VP SC	N/R	\$55.16
64066	ZOETERMEER SOETERMARE	03/14/2001	Active	19	0	1	-1	-5.00%	20	13	0			N	P,S,T,M,VP SC	N/A	\$78.80

Clubs Cancelled Previous Fiscal Year – Clubs Cancelled within last 12 months may be reinstated

Club Number	Club Name	Charter Date	Current Status*	Cancellation Date
58732	ALPHEN RHIJNHART	10/09/1996	Cancelled(6*)	06/29/2024
50290	LEIDEN OUDE RIJN	03/14/1990	Cancelled(6*)	06/29/2024
78024	LEIDERDORP RHIJNLANDT	01/07/2004	Cancelled(6*)	06/29/2024

Current Total Clubs Count	YTD New Clubs Count	YTD Cancelled Clubs Count	YTD Net Club Gain	Current Total Members Count	YTD Add	YTD Drop	YTD Net Growth	YTD Net Growth %	Member Count 12 Months Ago	Average Member Count Per Club	% of Clubs with less than 20 members	% No MMR in 3 Months	% No Officer Report in 12 Months	% of Clubs with balance 90+ days	Number of Clubs in Status Quo	% Status Quo Clubs in Financial Suspension	Number of Cancelled Clubs	Average Cancelled Club Age	Members Lost Due to Cancellation	% of Clubs Cancelled for Non-Financial Reasons
71	0	0	0	1,815	109	127	-18	-0.98%	1,867	26	27%	0%	0%	10%	0	0%	0	0	0	0%

\* - P - Priority Club. Cancellation Reasons: 1-Objectives/conduct, 2-Non-active club, 5-Non-existing club, 6-Disbanding, 7-Merger, 8-Financial Suspension, 9-District/Multiple District Dues.

\*\* - Abbreviation: P-President, S-Secretary, T-Treasurer, M-Member Chairperson, VP-First Vice President, MC-Communications Chairperson, SC-Service Chairperson

\*\*\* - Abbreviation: N/R - Never reported using the Lions Clubs website, N/A - Not applicable, No password registered for the Lions Clubs website.

\*\*\*\* - Abbreviation: N - New, IP - Immediate Past, R - Repeat.



# Club Health Assessment for District 110BN through May 2025

			Status	Membership							Reports					Finance		LCIF
Club Number	Club Name	Charter Date		Current Member Count	YTD Members Added	YTD Members Dropped	YTD Net Growth	YTD Net Growth%	Member Count 12 Months Ago	Avg. length of service for members	Months Since Last MMR ***	Yrs. Since Last Officer Report	President Rotation	Vice President Reported ****	Months Since Last Activity Report ***	Account Balance	Donations for current Fiscal Year	
			Number of times on status quo within last two years	If below 15 members appears					If net loss is greater than 20% appears			If no report in 3 months appears in	When more than one year appears in	Number of repeat terms	Notes the officers that do not have an active red	If no report in 12 months appears in red		
Clubs more than two years old																		
21395	ALMELO	02/12/1962	Active	21	1	0	1	5.00%	22		0			N	P,S,T,M,VP SC	N/R		\$78.80
57958	ALMELO DE ESSEN	03/11/1996	Active	25	4	2	2	8.70%	23	14	0	2	None		P,S,T,M,VP SC	N/R		\$90.62
21398	APPINGEDAM DELFZIJL	02/12/1964	Active	19	0	1	-1	-5.00%	20	0	0			N	P,S,T,M,VP SC	N/A		\$74.86
21400	ASSEN	04/13/1962	Active	17	0	0	0	0.00%	18		0				P,S,T,M,VP SC	N/A		\$66.98
51374	ASSEN DRENTSCHE AA	03/01/1991	Active	6	0	17	-17	-73.91%	23	19	0				P,S,T,M,VP SC	12		\$1,867.83
45158	BALK TUSKEN MARENKLIF	06/13/1985	Active	25	0	2	-2	-7.41%	24	0	0			N	P,S,T,M,VP SC	N/A		\$4,780.69
21356	BOLSWARD	02/07/1973	Active	13	1	0	1	8.33%	12		0		4		P,S,T,M,VP SC	N/A		\$47.28
46323	COEVORDEN	06/20/1986	Active	26	1	1	0	0.00%	28	40	0		2	N	P,S,T,M,VP SC	N/R		\$102.44
37437	DE HONDSRUG L C	07/23/1979	Active	26	0	1	-1	-3.70%	27	23	0		None		P,S,T,M,VP SC	N/A		\$106.38
21403	DE KANAALSTREEK L C	04/21/1965	Active	13	0	2	-2	-13.33%	17	12	0			N	P,S,T,M,VP SC	N/A		\$221.15
36595	DE WALDEN L C	02/12/1979	Active	23	0	0	0	0.00%	23		0			N	P,S,T,M,VP SC	N/A		\$90.62
38183	DOKKUM BONIFATIUS	03/12/1980	Active	33	0	1	-1	-2.94%	34	45	0			N	P,S,T,M,VP SC	N/A		\$447.42
119393	DOKKUM NOORDOOST FRIESLAND	05/16/2013	Active	31	1	1	0	0.00%	32	6	0			N	P,S,T,M,VP SC	N/A		\$122.14
96802	DRACHTEN LIVIUS	03/30/2006	Active	27	4	4	0	0.00%	27	8	0			N	P,S,T,M,VP SC	N/R		\$106.38
21408	EMMEN	01/15/1965	Active	21	0	1	-1	-4.55%	22	5	0			N	P,S,T,M,VP SC	N/A		\$86.68
36741	EMMEN HET DINGSPIL SUYDEVELDT	03/08/1979	Active	12	1	1	0	0.00%	15	18	0				P,S,T,M,VP SC	N/A		\$47.28
55821	EMMEN THE BROKEN CIRCLE	06/14/1994	Active	26	0	1	-1	-3.70%	28	29	0			N	P,S,T,M,VP SC	N/A		\$106.38
21362	FRANEKER-HARLINGEN	03/07/1973	Active	30	0	0	0	0.00%	30		0			N	P,S,T,M,VP SC	N/A		\$9,950.80
61057	GRONINGEN GROOTE GRIET	07/29/1998	Active	18	1	5	-4	-18.18%	22	6	0			N	P,S,T,M,VP SC	2		\$82.74
127195	Groningen Haren	04/20/2016	Active	23	3	3	0	0.00%	23	6	0			N	P,S,T,M,VP SC	N/R		\$90.62
21413	GRONINGEN HOST	01/07/1960	Active	28	3	3	0	0.00%	29	20	0			N	P,S,T,M,VP SC	N/A		\$110.32
53593	GRONINGEN PRONKJEWAIL	08/19/1992	Active	23	4	1	3	15.00%	22	24	0			N	P,S,T,M,VP SC	2	90+ Days	\$1,429.20
21412	GRONINGEN ZUID	03/26/1968	Active	27	1	5	-4	-12.90%	31	12	0			N	P,S,T,M,VP SC	2		\$1,676.19



# Club Health Assessment for District 110BN through May 2025

			Status	Membership							Reports					Finance	LCIF	
Club Number	Club Name	Charter Date		Current Member Count	YTD Members Added	YTD Members Dropped	YTD Net Growth	YTD Net Growth%	Member Count 12 Months Ago	Avg. length of service for dropped members	Months Since Last MMR ***	Yrs. Since Last Officer Report	President Rotation	Vice President Reported ****	Months Since Last Activity Report ***	Account Balance	Donations for current Fiscal Year	
			Number of times on status quo within last two years	If below 15 members appears				If net loss is greater than 20% appears			If no report in 3 months appears in	When more than one year appears in	Number of repeat terms		Notes the officers that do not have an active	If no report at 12 months red		
21401	HARDENBERG	12/16/1965	Active	11	0	0	0	0.00%	16		0				P,S,T,M,VP SC	N/R		\$43.34
51269	HARDENBERG VECHTDAL	02/06/1991	Active	8	0	1	-1	-11.11%	9	35	0		2	N	P,S,T,M,VP SC	N/R		\$35.46
54585	HARLINGEN TSJERK HIDDES	06/10/1993	Active	21	0	1	-1	-4.55%	23	23	0			N	P,S,T,M,VP SC	N/R		\$242.75
55822	HATTEM	06/14/1994	Active	30	1	1	0	0.00%	30	14	0			N	P,S,T,M,VP SC	24+	90+ Days	\$2,148.35
21368	HEERENVEEN EN OMSTREKEN	12/27/1966	Active	23	2	1	1	4.55%	22	31	0				P,S,M,VP,SC	13		\$86.68
144889	Heerenveen Tweepuntnul	02/16/2021	Active	16	1	0	1	6.67%	16		0		2		P,S,T,M,VP SC	N/R		\$59.10
21415	HELLENDORRN	06/28/1967	Active	20	0	6	-6	-23.08%	24	17	0				P,S,T,M,VP SC	N/R		\$98.50
33568	HET HOGELAND L C	03/24/1977	Active	31	2	1	1	3.33%	30	0	0			N	P,S,T,M,VP SC	N/A		\$118.20
21417	HOOGEVEEN	03/26/1964	Active	20	1	0	1	5.26%	11		0			N	P,S,T,M,VP SC	N/A		\$74.86
56319	HOOGEVEEN D'RANTE	12/13/1994	Cancelled(6*)	0	0	0	0	0.00%	9		11	1	None		P,S,T,M,VP SC	N/A		
21418	HOOGEZAND SAPPEMEER	02/19/1960	Active	8	0	0	0	0.00%	8		0	4	None		P,S,T,M,VP SC	N/A		\$31.52
45002	JOURE TUSKEN DE MARREN	05/21/1985	Active	25	3	1	2	8.70%	23	2	0		None		P,S,T,M,VP SC	N/A		\$90.62
21419	KAMPEN	05/26/1965	Active	31	6	4	2	6.90%	29	13	0			N	P,S,T,M,VP SC	N/A		\$894.63
21373	LEEUWARDEN	01/17/1964	Active	23	6	3	3	15.00%	20	0	0			N	P,S,T,M,VP SC	N/A		\$78.80
66871	LEEUWARDEN DE STADTHOUDER	11/27/2002	Active	20	0	0	0	0.00%	20		0	1	None		P,S,T,M,VP SC	N/A		\$78.80
54864	LEEUWARDEN LEOWARDIA	09/08/1993	Active	29	2	1	1	3.57%	28	6	0			N	P,S,T,M,VP SC	N/A	90+ Days	\$423.78
145056	Lemmer	06/21/2021	Active	23	0	0	0	0.00%	23		0			N	P,S,T,M,VP SC	N/R		\$90.62
38672	LJOUWERT 80 L C	06/18/1980	Active	27	0	0	0	0.00%	29		0			N	P,S,T,M,VP SC	N/A		\$106.38
21421	MEPPEL	04/13/1962	Active	44	3	1	2	4.76%	43	43	0			N	P,S,T,M,VP SC	1		\$215.48
84821	MEPPEL REESTDAL	02/08/2005	Active	24	0	2	-2	-7.69%	24	6	0			N	P,S,T,M,VP SC	N/R		\$368.50
49299	MEPPEL Z W DRENTHE	03/14/1989	Active	17	1	1	0	0.00%	16	0	0			N	P,S,T,M,VP SC	N/R		\$63.04
145511	Midden-Groningen	06/30/2021	Active	14	2	1	1	7.69%	13	0	0			N	P,S,T,M,VP SC	N/A		\$51.22
21422	NOORDOOSTPOLDER L C	02/26/1965	Active	34	4	1	3	9.68%	32	46	0		2	N	P,S,T,M,VP SC	N/A		\$434.53
56320	ODOORN DE MEGALIETEN	12/13/1994	Active	19	0	1	-1	-5.00%	20	2	0			N	P,S,T,M,VP SC	N/A		\$78.80



# Club Health Assessment for District 110BN through May 2025

			Status	Membership							Reports					Finance	LCIF	
Club Number	Club Name	Charter Date		Current Member Count	YTD Members Added	YTD Members Dropped	YTD Net Growth	YTD Net Growth%	Member Count 12 Months Ago	Avg. length of service for dropped members	Months Since Last MMR ***	Yrs. Since Last Officer Report	President Rotation	Vice President Reported ****	Months Since Last Activity Report ***	Account Balance	Donations for current Fiscal Year	
			Number of times on status quo within last two years	If below 15 members appears				If net loss is greater than 20% appears			If no report in 3 months appears in	When more than one year appears in	Number of repeat terms	Notes the officers that do not have an active	If no report at 12 months appears in red			
47290	OLST WIJHE	04/30/1987	Active	16	0	1	-1	-5.88%	17	12	0		4	P,S,T,M,VP SC	N/A	90+ Days	\$66.98	
50180	OMMEN DALFSEN	02/12/1990	Active	29	2	0	2	7.41%	27		0		N	P,S,T,M,VP SC	N/A		\$106.38	
108174	OOSTERGOO	04/23/2010	Active	1	0	15	-15	-93.75%	16	11	0		N	P,S,T,M,VP SC	N/R		\$844.00	
59293	OOSTSTELLINGWERF	03/24/1997	Active	24	3	2	1	4.35%	21	0	0		N	P,S,T,M,VP SC	N/A		\$106.68	
42307	OPSTERLAND	02/03/1983	Active	25	5	1	4	19.05%	21	0	0		N	P,S,T,M,VP SC	N/R		\$82.74	
36400	RAALTE	12/28/1978	Active	26	0	0	0	0.00%	26		1		N	S,T,M,VP,SC	N/A		\$102.44	
53856	RODEN NOORDENVELD	12/01/1992	Active	21	0	2	-2	-8.70%	23	2	0			P,S,T,M,VP SC	N/A		\$86.68	
52249	SLOCHTEREN SKIRAMERE	12/10/1991	Active	34	1	2	-1	-2.86%	35	15	0		N	P,S,T,M,VP SC	5		\$294.09	
21380	SNEEK	06/04/1963	Active	32	4	5	-1	-3.03%	34	3	0		2	N	P,S,T,M,VP SC		N/A	\$286.75
121263	Sneek Waterstad	01/29/2014	Active	20	0	1	-1	-4.76%	23	1	0		2		P,S,T,M,VP SC		N/R	\$78.80
40254	STEENWIJK	07/24/1981	Active	32	1	1	0	0.00%	32	0	0			N	P,S,T,M,VP SC		2	\$905.80
134342	Steenwijk De Kop	04/16/2018	Active	22	1	2	-1	-4.35%	23	4	1			N	P,S,T,M,VP SC		N/R	\$90.62
55056	SURHUISTERVEEN DE LEIJEN	11/17/1993	Active	15	1	2	-1	-6.25%	17	19	0			N	P,S,T,M,VP SC		N/A	\$63.04
41043	TUBBERGEN O	03/19/1982	Active	17	0	0	0	0.00%	17		0			N	P,S,T,M,VP SC		N/R	\$66.98
21430	VEENDAM	12/17/1970	Active	34	0	0	0	0.00%	34		0			N	P,S,T,M,VP SC		N/R	\$133.96
61213	WESTERBORK BORCK OVERESSINGHE	11/04/1998	Active	33	1	0	1	3.13%	32		0			N	P,S,T,M,VP SC		N/R	\$126.08
41201	WESTERKWARTIER	04/19/1982	Active	30	0	1	-1	-3.23%	31	0	0				P,S,T,M,VP SC		N/A	\$118.20
42309	WESTERWOLDE SEMSLANDEN	02/17/1983	Active	14	2	2	0	0.00%	15	9	0			N	P,S,T,M,VP SC		N/A	\$55.16
49699	WIERDEN	06/22/1989	Active	22	1	5	-4	-15.38%	26	13	0			N	P,S,T,M,VP SC		N/A	\$98.50
28153	WINSCHOTEN	03/08/1974	Active	9	0	0	0	0.00%	9		0	4	None		P,S,T,M,VP SC	N/A	\$35.46	
33369	WOLVEGA E O L C	02/14/1977	Active	26	2	1	1	4.00%	25	0	0			N	P,S,T,M,VP SC	N/A	\$98.50	
21435	ZWOLLE	10/22/1959	Active	30	0	1	-1	-3.23%	31	18	0			N	P,S,T,M,VP SC	N/A	\$122.14	
34773	ZWOLLE ZWOLLERKERSPEL	12/06/1977	Active	26	5	5	0	0.00%	26	14	0			N	P,S,T,M,VP SC	N/A	\$102.44	



## Club Health Assessment for District 110BN through May 2025

			Status	Membership							Reports					Finance	LCIF
Club Number	Club Name	Charter Date		Current Member Count	YTD Members Added	YTD Members Dropped	YTD Net Growth	YTD Net Growth%	Member Count 12 Months Ago	Avg. length of service for dropped members	Months Since Last MMR ***	Yrs. Since Last Officer Report	President Rotation	Vice President Reported ****	Months Since Last Activity Report ***	Account Balance	Donations for current Fiscal Year
			Number of times on status quo within last two years	If below 15 members appears				If net loss is greater than 20% appears			If no report in 3 months appears in	When more than one year appears in	Number of repeat terms	Notes the officers that do not have an active	If no report at 12 months appears in red		

Clubs Cancelled Previous Fiscal Year – Clubs Cancelled within last 12 months may be reinstated

Club Number	Club Name	Charter Date	Current Status*	Cancellation Date
21361	DRACHTEN	03/28/1961	Cancelled(6*)	06/29/2024

Current Total Clubs Count	YTD New Clubs Count	YTD Cancelled Clubs Count	YTD Net Club Gain	Current Total Members Count	YTD Add	YTD Drop	YTD Net Growth	YTD Net Growth %	Member Count 12 Months Ago	Average Member Count Per Club	% of Clubs with less than 20 members	% No MMR in 3 Months	% No Officer Report in 12 Months	% of Clubs with balance 90+ days	Number of Clubs in Status Quo	% Status Quo Clubs in Financial Suspension	Number of Cancelled Clubs	Average Cancelled Club Age	Members Lost Due to Cancellation	% of Clubs Cancelled for Non-Financial Reasons
69	0	1	-1	1,569	88	128	-40	-2.49%	1,631	23	29%	0%	6%	6%	0	0%	1	93	0	100%

\* - P - Priority Club. Cancellation Reasons: 1-Objectives/conduct, 2-Non-active club, 5-Non-existing club, 6-Disbanding, 7-Merger, 8-Financial Suspension, 9-District/Multiple District Dues.

\*\* - Abbreviation: P-President, S-Secretary, T-Treasurer, M-Member Chairperson, VP-First Vice President, MC-Communications Chairperson, SC-Service Chairperson

\*\*\* - Abbreviation: N/R - Never reported using the Lions Clubs website, N/A - Not applicable, No password registered for the Lions Clubs website.

\*\*\*\* - Abbreviation: N - New, IP - Immediate Past, R - Repeat.



# Club Health Assessment for District 110BZ through May 2025

			Status	Membership							Reports					Finance		LCIF
Club Number	Club Name	Charter Date		Current Member Count	YTD Members Added	YTD Members Dropped	YTD Net Growth	YTD Net Growth%	Member Count 12 Months Ago	Avg. length of service for dropped members	Months Since Last MMR ***	Yrs. Since Last Officer Report	President Rotation	Vice President Reported ****	Months Since Last Activity Report ***	Account Balance	Donations for current Fiscal Year	
			Number of times on status quo within last two years	If below 15 members appears					If net loss is greater than 20% appears			If no report in 3 months appears in	When more than one year appears in	Number of repeat terms	Notes the officers that do not have an active	If no report at 12 months red		
Clubs more than two years old																		
21396	AMERSFOORT	06/29/1960	Active	40	2	3	-1	-2.44%	41	24	0			N	P,S,T,M,VP SC	N/R	90+ Days	\$643.74
44871	AMERSFOORT EEMSTAD	04/03/1985	Active	16	1	1	0	0.00%	16	40	0			N	P,S,T,M,VP SC	N/A		\$63.04
104205	AMERSFOORT VATHORST	01/06/2009	Active	13	0	0	0	0.00%	13		0				P,S,T,M,VP SC	N/A		\$51.22
21397	APELDOORN	01/01/1959	Active	26	0	1	-1	-3.70%	28	29	0			N	P,S,T,M,VP SC	12		\$106.38
32379	APELDOORN APPELTHORN	06/07/1976	Active	25	2	1	1	4.17%	24	46	0			N	P,S,T,M,VP SC	N/R		\$94.56
56096	APELDOORN DE COLONNADE	09/21/1994	Active	28	8	2	6	27.27%	23	17	0			N	P,S,T,M,VP SC	2	90+ Days	\$82.74
49202	APELDOORN HET LOO	02/08/1989	Active	25	0	1	-1	-3.85%	26	15	0			N	P,S,T,M,VP SC	N/R		\$102.44
21399	ARNHEM	03/26/1956	Active	33	3	2	1	3.13%	32	50	0			N	P,S,T,M,VP SC	N/R		\$1,374.90
55624	ARNHEM ARENACUM	04/28/1994	Active	27	5	2	3	12.50%	24	0	0				P,S,T,M,VP SC	15		\$94.56
37853	ARNHEM ARENTHEEM	12/18/1979	Active	18	2	1	1	5.88%	21	20	0				P,S,T,M,VP SC	4		\$66.98
109064	ARNHEM CENTRAAL	08/12/2010	Active	21	1	0	1	5.00%	23		0			N	P,S,T,M,VP SC	N/R	90+ Days	\$78.80
124736	Arnhem-Kwartier van Arnhem	04/30/2015	Cancelled(6*)	0	0	0	0	0.00%	9		11	1	None		P,S,T,M,VP SC	N/A		
105324	BAARN DRAKENSTEYN	04/21/2009	Active	20	1	2	-1	-4.76%	20	16	0			N	P,S,T,M,VP SC	12		\$82.74
43775	BARNEVELD	04/11/1984	Active	24	0	1	-1	-4.00%	25	0	0		2	N	P,S,T,M,VP SC	2		\$94.56
50156	BORNE	02/08/1990	Active	26	1	2	-1	-3.70%	27	1	0			N	P,S,T,M,VP SC	N/A		\$102.44
Exc Award (06/30/2018)																		
102457	BRONCKHORST	06/18/2008	Active	30	10	8	2	7.14%	28	11	0			N	P,S,T,M,VP SC	0	90+ Days	\$110.32
67530	BRUMMEN	03/24/2003	Active	10	0	1	-1	-9.09%	12	0	0				P,S,T,M,VP SC	12		\$39.40
30614	DE GELDERSE VALLEI	04/11/1975	Active	31	0	0	0	0.00%	31		0			N	P,S,T,M,VP SC	N/R		\$1,944.19
32109	DE LIEMERS L C	04/15/1976	Active	38	2	3	-1	-2.56%	40	29	0			N	P,S,T,M,VP SC	N/R	90+ Days	\$469.99
32866	DEL DEN	10/27/1976	Active	20	0	1	-1	-4.76%	21	9	0		None		P,S,T,M,VP SC	N/R		\$82.74
21404	DEVENTER	03/16/1961	Active	40	0	0	0	0.00%	40		0			N	P,S,T,M,VP SC	N/R		\$157.60
98041	DEVENTER IJSSELVALLEI	01/05/2007	Active	27	0	3	-3	-10.00%	30	15	0			N	P,S,T,M,VP SC	N/R		\$588.40
46652	DEVENTER ZUID	11/18/1986	Active	27	1	1	0	0.00%	27	14	0			N	P,S,T,M,VP SC	N/A		\$106.38



# Club Health Assessment for District 110BZ through May 2025

			Status	Membership							Reports					Finance	LCIF
Club Number	Club Name	Charter Date		Current Member Count	YTD Members Added	YTD Members Dropped	YTD Net Growth	YTD Net Growth%	Member Count 12 Months Ago	Avg. length of service for dropped members	Months Since Last MMR ***	Yrs. Since Last Officer Report	President Rotation	Vice President Reported ****	Months Since Last Activity Report ***	Account Balance	Donations for current Fiscal Year
			Number of times on status quo within last two years	If below 15 members appears				If net loss is greater than 20% appears			If no report in 3 months appears in	When more than one year appears in	Number of repeat terms	Notes the officers that do not have an active	If no report at 12 months red		
147595	Doesburg	02/20/2023	Active	18	0	2	-2	-10.00%	19	1	0			P,S,T,M,VP SC	N/A	90+ Days	\$1,203.34
21405	DOETINCHEM	04/24/1959	Active	32	2	2	0	0.00%	32	10	0		N	P,S,T,M,VP SC	N/A		\$126.08
53297	DOETINCHEM DE GRAAFSCHAP	06/04/1992	Active	26	0	1	-1	-3.70%	27	32	0		N	P,S,T,M,VP SC	N/R		\$106.38
51842	DOETINCHEM ISALA	06/24/1991	Active	20	1	3	-2	-9.09%	22	3	0		N	P,S,T,M,VP SC	N/A		\$1,061.07
63851	DUIVEN	12/13/2000	Active	24	1	2	-1	-4.00%	24	24	0		N	P,S,T,M,VP SC	0		\$98.50
21406	EDE	03/19/1965	Active	16	1	1	0	0.00%	16	12	0		N	P,S,T,M,VP SC	N/A		\$63.04
55299	EDE NEDERVELUWE	02/15/1994	Active	19	1	2	-1	-5.00%	19	15	0		N	P,S,T,M,VP SC	0		\$231.05
21407	EEMLAND L C	04/21/1969	Active	36	2	1	1	2.86%	36	40	0		N	P,S,T,M,VP SC	2		\$137.90
40372	ELBURG-OLDEBROEK L C	09/30/1981	Active	23	0	0	0	0.00%	23		0		N	P,S,T,M,VP SC	N/A		\$90.62
21409	ENSCHDEDE	04/16/1962	Active	30	0	1	-1	-3.23%	31	5	0		N	P,S,T,M,VP SC	N/A		\$122.14
127231	Enschede Adversa	04/20/2016	Active	16	0	0	0	0.00%	20		0		N	P,S,T,M,VP SC	N/A		\$63.04
21410	EPE	06/28/1971	Active	25	0	1	-1	-3.85%	27	19	0		N	P,S,T,M,VP SC	N/R		\$102.44
29545	FLEVOLAND LELYSTAD	06/28/1974	Active	29	0	1	-1	-3.33%	29	0	0			P,S,T,M,VP SC	N/A		\$790.69
21411	GOOR	10/07/1968	Active	21	0	3	-3	-12.50%	25	13	0			P,S,T,M,VP SC	N/R		\$94.56
52589	GROENLO SLINGELANDEN	02/19/1992	Active	25	0	4	-4	-13.79%	29	13	0		N	P,S,T,M,VP SC	N/A		\$114.26
49203	HAAKSBERGEN	02/07/1989	Active	40	1	1	0	0.00%	40	36	0		N	P,S,T,M,VP SC	N/A		\$157.60
21414	HARDERWIJK	05/09/1968	Active	40	1	0	1	2.56%	40		0		N	P,S,T,M,VP SC	0		\$1,871.78
58315	HARDERWIJK IRMINLOO	05/17/1996	Active	30	0	1	-1	-3.23%	31	0	0		N	P,S,T,M,VP SC	N/A		\$118.20
55362	HENGELO MIXED	03/01/1994	Active	16	1	0	1	6.67%	19		0		N	P,S,T,M,VP SC	N/A		\$59.10
21416	HENGELO OVERIJSEL	02/12/1962	Active	25	2	1	1	4.17%	24	7	0		N	P,S,T,M,VP SC	12		\$510.75
39639	HOEVELAKEN	03/26/1981	Active	29	0	1	-1	-3.33%	31	2	0		N	P,S,T,M,VP SC	N/R		\$274.39
40253	HOOGLAND	07/02/1981	Active	11	1	3	-2	-15.38%	22	23	0		N	P,S,T,M,VP SC	N/A		\$47.28
46069	LELYSTAD	04/16/1986	Active	16	2	4	-2	-11.11%	15	4	0		N	P,S,T,M,VP SC	N/R		\$219.23
36399	LEUSDEN	12/28/1978	Active	12	0	1	-1	-7.69%	12	2	0		N	P,S,T,M,VP SC	N/R		\$51.22





# Club Health Assessment for District 110BZ through May 2025

Club Number	Club Name	Charter Date	Status	Membership							Reports					Finance	LCIF
				Current Member Count	YTD Members Added	YTD Members Dropped	YTD Net Growth	YTD Net Growth%	Member Count 12 Months Ago	Avg. length of service for dropped members	Months Since Last MMR ***	Yrs. Since Last Officer Report	President Rotation	Vice President Reported ****	Months Since Last Activity Report ***	Account Balance	Donations for current Fiscal Year
			Number of times on status quo within last two years	If below 15 members appears				If net loss is greater than 20% appears			If no report in 3 months appears in	When more than one year appears in	Number of repeat terms	Notes the officers that do not have an active	If no report at 12 months red		
21420	LOCHEM BERKELLAND WEST	06/25/1964	Active	18	0	1	-1	-5.26%	19	42	0			IP	P,S,T,M,VP SC	N/A	\$1,323.44
39558	MAARN & MAARSBERGEN	03/19/1981	Active	33	1	2	-1	-2.94%	34	17	0			N	P,S,T,M,VP SC	N/R	\$130.02
111189	MARKELO LOCHEM MIXED	06/14/2011	Active	3	0	0	0	0.00%	3		23	1	None		P,S,T,M,VP SC	N/A	
99837	MONTFERLAND EMMERICH	06/29/2007	Active	25	8	5	3	13.64%	23	14	0				P,S,T,M,VP SC	1	\$870.34
50649	NIJKERK	06/01/1990	Active	28	5	2	3	12.00%	25	4	0			N	P,S,T,M,VP SC	N/A	\$98.50
50138	NUNSPEET	01/29/1990	Active	33	2	0	2	6.45%	31		0			N	P,S,T,M,VP SC	N/A	\$122.14
102617	OENE GELRE	06/25/2008	Active	10	0	1	-1	-9.09%	11	13	0		2		P,S,T,M,VP SC	N/R	\$1,136.69
21423	OLDENZAAL	04/14/1969	Active	29	1	2	-1	-3.33%	36	26	0			N	P,S,T,M,VP SC	N/R	\$118.20
61139	OLDENZAAL B O C A	09/21/1998	Active	43	4	3	1	2.38%	40	18	0			N	P,S,T,M,VP SC	N/R	\$161.54
21431	OOST ACHTERHOEK L C	03/07/1961	Active	36	0	0	0	0.00%	37		0			N	P,S,T,M,VP SC	3	\$141.84
39436	PUTTEN-ARKEMHEEN	02/23/1981	Active	25	3	3	0	0.00%	30	0	1			N	P,S,T,M,VP SC	0	\$86.68
21425	RHEDEN	03/28/1968	Active	28	4	0	4	16.67%	25		0			N	P,S,T,M,VP SC	N/R	\$94.56
37854	SCHERPENZEEL WOUDEBERG L C	12/27/1979	Active	17	0	2	-2	-10.53%	19	34	1			N	P,S,T,M,VP SC	N/A	\$74.86
56993	SOEST SOESTDIJK	05/31/1995	Active	30	3	1	2	7.14%	30	0	0			N	P,S,T,M,VP SC	N/A	\$110.32
56634	TWENTE MUNSTERLAND DOUBLE MIXED LC	03/08/1995	Active	14	0	0	0	0.00%	14		1				P,S,T,M,VP SC	N/A	\$55.16
30783	TWENTE-ZUID	05/06/1975	Active	28	2	0	2	7.69%	26		1			N	P,S,T,M,VP SC	N/R	\$102.44
21429	UTRECHTSE HEUVELRUG	04/20/1973	Active	41	2	1	1	2.50%	40	3	0			N	P,S,T,M,VP SC	N/A	\$932.37
51793	VEENENDAAL-RHENEN DE GREBBEELE	06/17/1991	Active	24	0	0	0	0.00%	21		0			N	P,S,T,M,VP SC	N/A	\$94.56
41371	VOORST	05/14/1982	Active	34	3	0	3	9.68%	32		0			N	P,S,T,M,VP SC	N/R	\$122.14
64545	WIJK BIJ DUURSTEDER LEVEFANUM	06/30/2001	Active	21	2	0	2	10.53%	23		0			N	P,S,T,M,VP SC	2	\$74.86
43520	WISCH DE HAMALANDSE MARKEN	02/14/1984	Active	18	1	1	0	0.00%	18	41	0			N	P,S,T,M,VP SC	0	\$226.99
55700	ZEEWOLDE	05/03/1994	Active	23	0	3	-3	-11.54%	27	7	0			N	P,S,T,M,VP SC	N/R	\$719.33
21433	ZUID OOST VELUWE L C	03/28/1969	Active	15	0	0	0	0.00%	15		0			N	P,S,T,M,VP SC	N/R	\$59.10





# Club Health Assessment for District 110BZ through May 2025

INTERNATIONAL

			Status								Membership								Reports				Finance		LCIF
Club Number	Club Name	Charter Date								Current Member Count	YTD Members Added	YTD Members Dropped	YTD Net Growth	YTD Net Growth%	Member Count 12 Months Ago	Avg. length of service for dropped members	Months Since Last MMR ***	Yrs. Since Last Officer Report	President Rotation	Vice President Reported ****	Months Since Last Activity Report ***	Account Balance	Donations for current Fiscal Year		
			Number of times on status quo within last two years	If below 15 members appears					If net loss is greater than 20% appears								If no report in 3 months appears in	When more than one year appears in	Number of repeat terms		Notes the officers that do not have an active	If no report at 12 months appears in red			
21434	ZUTPHEN	03/16/1962	Active							28	2	0	2	7.69%	27		0			N	P,S,T,M,VP SC	N/R	90+ Days	\$258.63	
60642	ZUTPHEN KATTENHAVEN	04/14/1998	Active							9	2	1	1	12.50%	10	0	0				P,S,T,M,VP SC	N/R		\$35.46	
Current Total Clubs Count	YTD New Clubs Count	YTD Cancelled Clubs Count	YTD Net Club Gain	Current Total Members Count	YTD Add	YTD Drop	YTD Net Growth	YTD Net Growth %	Member Count 12 Months Ago	Average Member Count Per Club	% of Clubs with less than 20 members	% No MMR in 3 Months	% No Officer Report in 12 Months	% of Clubs with balance 90+ days	Number of Clubs in Status Quo	% Status Quo Clubs in Financial Suspension	Number of Cancelled Clubs	Average Cancelled Club Age	Members Lost Due to Cancellation	% of Clubs Cancelled for Non-Financial Reasons					
71	0	1	-1	1,757	100	100	0	0.00%	1,810	25	28%	1%	1%	20%	0	0%	1	9	0	100%					

\* - P - Priority Club. Cancellation Reasons: 1-Objectives/conduct, 2-Non-active club, 5-Non-existing club, 6-Disbanding, 7-Merger, 8-Financial Suspension, 9-District/Multiple District Dues.

\*\* - Abbreviation: P-President, S-Secretary, T-Treasurer, M-Member Chairperson, VP-First Vice President, MC-Communications Chairperson, SC-Service Chairperson

\*\*\* - Abbreviation: N/R - Never reported using the Lions Clubs website, N/A - Not applicable, No password registered for the Lions Clubs website.

\*\*\*\* - Abbreviation: N - New, IP - Immediate Past, R - Repeat.



# Club Health Assessment for District 110CO through May 2025

			Status	Membership							Reports					Finance	LCIF
Club Number	Club Name	Charter Date		Current Member Count	YTD Members Added	YTD Members Dropped	YTD Net Growth	YTD Net Growth%	Member Count 12 Months Ago	Avg. length of service for dropped members	Months Since Last MMR ***	Yrs. Since Last Officer Report	President Rotation	Vice President Reported ****	Months Since Last Activity Report ***	Account Balance	Donations for current Fiscal Year
			Number of times on status quo within last two years	If below 15 members appears				If net loss is greater than 20% appears			If no report in 3 months appears in	When more than one year appears in	Number of repeat terms	Notes the officers that do not have an active	If no report at 12 months appears in red		
Clubs more than two years old																	
50246	BEEK GEULMOND	02/27/1990	Active	25	0	0	0	0.00%	25		0			P,S,T,M,VP SC	N/A		\$98.50
64493	BEEKDAELEN	06/30/2001	Active	16	1	1	0	0.00%	16	11	0			N	P,S,T,M,VP SC	N/R	\$63.04
126895	Berlicum Leij en Aa	03/07/2016	Active	17	1	2	-1	-5.56%	18	5	0			N	P,S,T,M,VP SC	N/R	\$379.24
64740	BERNHEZE	10/31/2001	Active	32	2	1	1	3.23%	31	0	0			N	P,S,T,M,VP SC	N/A	\$122.14
49813	BEST OIRSCHOT	08/18/1989	Active	13	4	3	1	8.33%	12	0	0			N	P,S,T,M,VP SC	N/R	\$203.47
60563	BORN AMBT	03/26/1998	Active	28	1	1	0	0.00%	28	2	0			N	P,S,T,M,VP SC	N/R	\$110.32
98393	BOXTEL BELLES AMIES	01/30/2007	Active	24	6	3	3	14.29%	22	18	0			N	P,S,T,M,VP SC	1	\$238.93
126146	CERES OSS-VEGHEL	11/13/2015	Active	12	0	1	-1	-7.69%	14	9	0		2	N	P,S,T,M,VP SC	N/R	\$51.22
31632	CULEMBORG	01/26/1976	Active	23	0	2	-2	-8.00%	25	3	0				P,S,T,M,VP SC	N/R	\$406.71
30890	DE BOMMELERWAARD	06/06/1975	Active	31	0	3	-3	-8.82%	34	30	0			N	P,S,T,M,VP SC	N/R	\$28,685.97
Exc Award (06/30/2018)																	
37256	DE KEERSOP L C	06/11/1979	Active	30	0	0	0	0.00%	30		0			N	P,S,T,M,VP SC	0	\$1,054.64
49814	DEN DUNGEN DE MEIJERIJ	08/18/1989	Active	31	2	0	2	6.90%	29		0			N	P,S,T,M,VP SC	N/R	\$638.84
48379	DEURNE	04/04/1988	Active	20	0	1	-1	-4.76%	21	7	0			N	P,S,T,M,VP SC	3	\$1,703.22
37257	DOMMEL EN AA L C	06/11/1979	Active	15	2	1	1	7.14%	14	10	0				P,S,T,M,VP SC	N/A	90+ Days \$55.16
Exc Award (06/30/2018)																	
59316	ECHT GOOJSTEIN	04/02/1997	Active	28	1	1	0	0.00%	28	4	0			N	P,S,T,M,VP SC	N/A	\$114.26
55782	EINDHOVEN DEN ELZENT	06/01/1994	Active	18	2	1	1	5.88%	17	0	0				P,S,T,M,VP SC	N/A	\$66.98
21443	EINDHOVEN HOST	05/28/1970	Active	18	0	2	-2	-10.00%	20	25	0				P,S,T,M,VP SC	N/A	\$78.80
96957	EINDHOVEN UNIVERSITAS	04/20/2006	Active	15	0	1	-1	-6.25%	16	2	0			N	P,S,T,M,VP SC	N/A	\$59.10
48963	EINDHOVEN WELSCHAP	10/19/1988	Active	13	0	3	-3	-18.75%	16	18	0				P,S,T,M,VP SC	N/A	\$63.04
50384	EINDHOVEN WODANCELLA	04/04/1990	Active	21	1	1	0	0.00%	21	35	0			N	P,S,T,M,VP SC	N/R	90+ Days \$82.74
50092	EYSDEN MERGELLAND	01/04/1990	Active	23	0	3	-3	-11.54%	26	11	0				P,S,T,M,VP SC	12	\$102.44
Exc Award (06/30/2018)																	
44306	GELDERMALEN	10/18/1984	Active	23	7	4	3	15.00%	19	4	0			N	P,S,T,M,VP SC	N/A	90+ Days \$78.80



# Club Health Assessment for District 110CO through May 2025

			Status	Membership							Reports					Finance	LCIF
Club Number	Club Name	Charter Date		Current Member Count	YTD Members Added	YTD Members Dropped	YTD Net Growth	YTD Net Growth%	Member Count 12 Months Ago	Avg. length of service for dropped members	Months Since Last MMR ***	Yrs. Since Last Officer Report	President Rotation	Vice President Reported ****	Months Since Last Activity Report ***	Account Balance	Donations for current Fiscal Year
			Number of times on status quo within last two years	If below 15 members appears				If net loss is greater than 20% appears			If no report in 3 months appears in	When more than one year appears in	Number of repeat terms	Notes the officers that do not have an active	If no report at 12 months red		
45160	GELDROP	06/10/1985	Active	20	8	5	3	17.65%	17	13	0		2	P,S,T,M,VP SC	N/A		\$996.26
55733	GENNEP LAND VAN CUIJK EN OVERM	05/26/1994	Active(1)	18	11	6	5	38.46%	13	31	0			N	P,S,T,M,VP SC	N/A	\$55.16
36014	GEWEST HELMOND L C	08/22/1978	Active	16	0	0	0	0.00%	16		0		3	P,S,T,M,VP SC	N/A		\$63.04
21446	HEERLEN	02/07/1972	Active	25	1	0	1	4.17%	25		0			N	P,S,T,M,VP SC	N/A	\$406.82
57613	HEERLEN CORIOVALLUM	12/07/1995	Active	19	2	0	2	11.76%	21		0				P,S,T,M,VP SC	N/R	\$66.98
118975	HEERLEN UNITAS	03/19/2013	Active	19	0	0	0	0.00%	19		0		6	P,S,T,M,VP SC	N/A		\$74.86
63995	HEYTHUYSEN LEUDAL	02/21/2001	Active	1	0	0	0	0.00%	1		35	3	None	P,S,T,M,VP SC	N/A		
40653	HOENSBROEK BRUNSSUM	12/08/1981	Active	15	0	0	0	0.00%	15		0			N	P,S,T,M,VP SC	N/A	\$59.10
21449	KEMPENLAND L C	01/12/1967	Active	11	0	1	-1	-8.33%	12	25	0				P,S,T,M,VP SC	N/R	\$47.28
34545	KERKRADE	10/05/1977	Active	30	1	1	0	0.00%	30	11	0				P,S,T,M,VP SC	N/A	\$118.20
21450	LAND VAN CUYK	02/02/1971	Active	26	0	0	0	0.00%	27		0			N	P,S,T,M,VP SC	N/A	\$2,185.01
38980	LEERDAM	10/14/1980	Active	16	1	0	1	6.67%	18		0			N	P,S,T,M,VP SC	N/R	\$59.10
39367	MAAS EN WAAL LC	01/28/1981	Active	29	5	3	2	7.41%	27	6	0			N	P,S,T,M,VP SC	N/A	90+ Days \$106.38
21451	MAASTRICHT	04/15/1970	Active	34	0	0	0	0.00%	34		0			N	P,S,T,M,VP SC	N/R	\$3,257.81
125824	Maastricht 6211 I.O.	09/25/2015	Active	15	3	2	1	7.14%	14	7	0			N	P,S,T,M,VP SC	N/A	90+ Days \$55.16
42825	MAASTRICHT EUREGIO	06/23/1983	Active	22	4	4	0	0.00%	23	0	0			N	P,S,T,M,VP SC	1	\$82.74
56292	MAASTRICHT MONDIAL	11/29/1994	Active	19	2	1	1	5.56%	18	1	0			N	P,S,T,M,VP SC	N/R	\$70.92
59859	MAASTRICHT TRAJECTUM	07/14/1997	Active	15	0	1	-1	-6.25%	17	2	0			N	P,S,T,M,VP SC	3	\$63.04
41202	MIDDEN BETUWE	04/01/1982	Active	8	0	0	0	0.00%	8		0		3	N	P,S,T,M,VP SC	N/R	\$31.52
21452	NIJMEGEN	06/16/1972	Active	27	0	1	-1	-3.57%	31	0	0			N	P,S,T,M,VP SC	N/A	\$418.53
101330	NIJMEGEN BRABANTSE POORT	03/06/2008	Active	24	0	1	-1	-4.00%	25	1	0				P,S,T,M,VP SC	N/R	\$98.50
44180	NIJMEGEN KEIZER KARELSTAD	07/27/1984	Active	28	0	2	-2	-6.67%	30	22	0			N	P,S,T,M,VP SC	N/A	\$118.20
42202	NUENEN	01/26/1983	Active	32	0	3	-3	-8.57%	35	31	0			N	P,S,T,M,VP SC	12	\$137.90
48216	OOSTERBEEK RENKUM OSTRABEKE	03/08/1988	Active	21	0	0	0	0.00%	21		1			N	P,S,T,M,VP SC	N/A	\$82.74




# Club Health Assessment for District 110CO through May 2025

			Status	Membership							Reports					Finance	LCIF	
Club Number	Club Name	Charter Date		Current Member Count	YTD Members Added	YTD Members Dropped	YTD Net Growth	YTD Net Growth%	Member Count 12 Months Ago	Avg. length of service for dropped members	Months Since Last MMR ***	Yrs. Since Last Officer Report	President Rotation	Vice President Reported ****	Months Since Last Activity Report ***	Account Balance	Donations for current Fiscal Year	
			Number of times on status quo within last two years	If below 15 members appears					If net loss is greater than 20% appears			If no report in 3 months appears in	When more than one year appears in	Number of repeat terms	Notes the officers that do not have an active	If no report at 12 months red		
21454	OSS	05/26/1970	Active	28	0	0	0	0.00%	28		0			N	P,S,T,M,VP SC	N/R		\$110.32
42826	OSS DE MAASHORST	06/23/1983	Active	26	1	2	-1	-3.70%	27	6	0			N	P,S,T,M,VP SC	N/R		\$106.38
40032	OVER-BETUWE L C	06/09/1981	Active	29	2	1	1	3.57%	28	0	0			N	P,S,T,M,VP SC	N/A		\$110.32
118384	PARKSTAD	11/30/2012	Active	19	0	1	-1	-5.00%	18	0	1				P,S,T,M,VP SC	N/A		\$74.86
52840	PEEL EN MAAS	04/08/1992	Active	28	2	2	0	0.00%	28	33	0				P,S,T,M,VP SC	N/A		\$473.32
21455	PEELLAND L C	02/01/1971	Active	41	2	5	-3	-6.82%	44	30	0				P,S,T,M,VP SC	N/R		\$173.36
21456	RENKUM	01/18/1971	Active	29	0	2	-2	-6.45%	31	15	0			N	P,S,T,M,VP SC	N/R		\$278.33
49700	RENKUM AIRBORNE	06/28/1989	Active	31	0	0	0	0.00%	31		1			N	P,S,T,M,VP SC	N/A		\$2,363.24
89401	RIVIERENLAND	10/10/2005	Active	12	1	0	1	9.09%	12		1			N	P,S,T,M,VP SC	N/R		\$43.34
21457	ROERMOND	10/24/1969	Active	30	0	0	0	0.00%	30		0			N	P,S,T,M,VP SC	0		\$118.20
49735	ROERMOND REGIO	06/15/1989	Active	22	0	3	-3	-12.00%	23	10	0			N	P,S,T,M,VP SC	17		\$98.50
Exc Award (06/30/2024)																		
129540	Rosmalen Maas Dieze Crevecoeur	12/05/2016	Active	16	2	0	2	14.29%	15		0				P,S,T,M,VP SC	N/A		\$55.16
21463	S HERTOGENBOSCH	10/13/1965	Active	24	0	0	0	0.00%	23		0				P,S,T,M,VP SC	N/A		\$250.75
31275	S HERTOGENBOSCH II	10/14/1975	Active	11	0	0	0	0.00%	11		0			N	P,S,T,M,VP SC	N/A		\$43.34
63427	S HERTOGENBOSCH ROSMALEN	06/30/2000	Active	16	1	2	-1	-5.88%	17	17	1				P,S,T,M,VP SC	N/A		\$66.98
54928	S-HERTOGENBOSCH BASTION	10/14/1993	Active	42	2	0	2	5.00%	40		0			N	P,S,T,M,VP SC	N/R		\$157.60
21466	SITTARD GELEEN	04/16/1964	Active	26	2	1	1	4.00%	30	3	0				P,S,T,M,VP SC	N/A		\$98.50
41044	SON EN BREUGEL & E O	03/18/1982	Active	32	0	0	0	0.00%	32		0			N	P,S,T,M,VP SC	N/A		\$1,170.96
21468	TIEL	03/08/1961	Active	8	0	0	0	0.00%	9		1			N	P,S,T,M,VP SC	N/A		\$31.52
21471	UDEN-VEGHEL L C	11/30/1972	Active	19	0	0	0	0.00%	19		0			N	P,S,T,M,VP SC	N/A		\$74.86
21472	VALKENBURG	05/10/1961	Active	24	1	0	1	4.35%	23		1			IP	P,S,T,M,VP SC	N/A		\$90.62
21473	VENLO	01/15/1965	Active	25	1	1	0	0.00%	25	15	1				P,S,T,M,VP SC	N/A		\$98.50
63260	VENLO BONTAMPS	06/05/2000	Active	19	3	1	2	11.76%	18	0	0			N	P,S,T,M,VP SC	N/A		\$535.56



# Club Health Assessment for District 110CO through May 2025

			Status	Membership							Reports					Finance	LCIF
Club Number	Club Name	Charter Date		Current Member Count	YTD Members Added	YTD Members Dropped	YTD Net Growth	YTD Net Growth%	Member Count 12 Months Ago	Avg. length of service for dropped members	Months Since Last MMR ***	Yrs. Since Last Officer Report	President Rotation	Vice President Reported ****	Months Since Last Activity Report ***	Account Balance	Donations for current Fiscal Year
			Number of times on status quo within last two years	If below 15 members appears				If net loss is greater than 20% appears			If no report in 3 months appears in	When more than one year appears in	Number of repeat terms	Notes the officers that do not have an active	If no report at 12 months appears in red		
41372	VENLO MAAS	05/24/1982	Active	32	0	2	-2	-5.88%	36	13	0			N	P,S,T,M,VP SC	N/R	\$133.96
34546	VENRAY	10/14/1977	Active	42	3	1	2	5.00%	40	12	0			N	P,S,T,M,VP SC	0	90+ Days \$313.79
86059	VENRAY PEELPAREL	03/31/2005	Active	12	5	2	3	33.33%	9	0	0		2		P,S,T,M,VP SC	N/R	\$295.78
67052	VUGHT LES LUNETTES	12/16/2002	Active	29	2	2	0	0.00%	24	0	1			N	P,S,T,M,VP SC	N/A	\$106.38
21478	WAGENINGEN	09/22/1965	Active	35	5	2	3	9.38%	32	38	0			N	P,S,T,M,VP SC	N/R	90+ Days \$126.08
21480	WEERT	01/12/1968	Active	24	2	4	-2	-7.69%	25	18	0			N	P,S,T,M,VP SC	N/R	\$98.50
54807	WEERT GRAAFSCHAP HORNE	08/03/1993	Active	30	1	0	1	3.45%	29		0			N	P,S,T,M,VP SC	N/R	\$114.26
127228	Weert Kempenbroek	04/14/2016	Active	15	1	0	1	7.14%	14		0			N	P,S,T,M,VP SC	N/R	\$55.16
57480	WIJCHEN	11/16/1995	Active	17	0	1	-1	-5.56%	19	0	0			N	P,S,T,M,VP SC	1	\$223.71
102954	WITTEM NEUBOURG	06/27/2008	Active	14	3	1	2	16.67%	12	0	0				P,S,T,M,VP SC	1	\$47.28

Clubs Cancelled Previous Fiscal Year – Clubs Cancelled within last 12 months may be reinstated

Club Number	Club Name	Charter Date	Current Status*	Cancellation Date
42827	ST OEDENRODE	06/23/1983	Cancelled(6*)	07/29/2023

Current Total Clubs Count	YTD New Clubs Count	YTD Cancelled Clubs Count	YTD Net Club Gain	Current Total Members Count	YTD Add	YTD Drop	YTD Net Growth	YTD Net Growth %	Member Count 12 Months Ago	Average Member Count Per Club	% of Clubs with less than 20 members	% No MMR in 3 Months	% No Officer Report in 12 Months	% of Clubs with balance 90+ days	Number of Clubs in Status Quo	% Status Quo Clubs in Financial Suspension	Number of Cancelled Clubs	Average Cancelled Club Age	Members Lost Due to Cancellation	% of Clubs Cancelled for Non-Financial Reasons
79	0	0	0	1,773	110	102	8	0.45%	1,781	22	42%	1%	1%	9%	0	0%	0	0	0	0%

\* - P - Priority Club. Cancellation Reasons: 1-Objectives/conduct, 2-Non-active club, 5-Non-existing club, 6-Disbanding, 7-Merger, 8-Financial Suspension, 9-District/Multiple District Dues.

\*\* - Abbreviation: P-President, S-Secretary, T-Treasurer, M-Member Chairperson, VP-First Vice President, MC-Communications Chairperson, SC-Service Chairperson

\*\*\* - Abbreviation: N/R - Never reported using the Lions Clubs website, N/A - Not applicable, No password registered for the Lions Clubs website.

\*\*\*\* - Abbreviation: N - New, IP - Immediate Past, R - Repeat.




# Club Health Assessment for District 110CW through May 2025

			Status	Membership							Reports					Finance	LCIF
Club Number	Club Name	Charter Date		Current Member Count	YTD Members Added	YTD Members Dropped	YTD Net Growth	YTD Net Growth%	Member Count 12 Months Ago	Avg. length of service for dropped members	Months Since Last MMR ***	Yrs. Since Last Officer Report	President Rotation	Vice President Reported ****	Months Since Last Activity Report ***	Account Balance	Donations for current Fiscal Year
			Number of times on status quo within last two years	If below 15 members appears	If net loss is greater than 20% appears						If no report in 3 months appears in	When more than one year appears in	Number of repeat terms	Notes the officers that do not have an active	If no report at 12 months appears in red		
Clubs more than two years old																	
98598	ALBLASSERWAARD D'EGLANTIER	02/19/2007	Active	13	2	1	1	8.33%	12	0	0		2	P,S,T,M,VP SC	N/A		\$47.28
52922	ALBLASSERWAARD SOUBURGH	04/21/1992	Active	26	3	2	1	4.00%	25	30	0			N P,S,T,M,VP SC	N/R	90+ Days	\$98.50
42824	ALBLASSERWAARD TABLIS	06/10/1983	Active	17	0	1	-1	-5.56%	18	26	0		2	N P,S,T,M,VP SC	N/A		\$70.92
21438	BERGEN OP ZOOM	04/18/1966	Active	37	2	3	-1	-2.63%	38	12	0			N P,S,T,M,VP SC	N/R		\$149.72
55019	BERGEN OP ZOOM SCALDIS	11/02/1993	Active	31	0	1	-1	-3.13%	32	12	0			N P,S,T,M,VP SC	N/R		\$126.08
46070	BORSELE	04/24/1986	Active	16	0	2	-2	-11.11%	18	11	0		2	P,S,T,M,VP SC	N/A		\$70.92
35395	BREDA DE ZUI BARONIE	04/26/1978	Active	24	2	3	-1	-4.00%	27	46	0			N P,S,T,M,VP SC	N/R		\$98.50
49896	BREDA FORUM	10/17/1989	Active	25	2	3	-1	-3.85%	26	8	0			N P,S,T,M,VP SC	N/R		\$779.27
21439	BREDA HOST	10/30/1958	Active	20	0	1	-1	-4.76%	21	1	0		2	N P,S,T,M,VP SC	1		\$863.11
120483	Breda Quatro	10/09/2013	Active	17	0	0	0	0.00%	17		0		None	P,S,T,M,VP SC	N/R		\$66.98
58987	CAPPELLE AAN DEN IJSSELRIJCK	12/05/1996	Active	16	1	4	-3	-15.79%	22	16	0		2	P,S,T,M,VP SC	N/A	90+ Days	\$74.86
45003	DE BERNISSE	05/08/1985	Active	14	2	0	2	16.67%	12		0		2	P,S,T,M,VP SC	N/A		\$47.28
53889	DONGEN VALLEI	12/07/1992	Active	18	0	0	0	0.00%	19		0			P,S,T,M,VP SC	N/A		\$70.92
21441	DORDRECHT HOST	09/12/1960	Active	25	0	0	0	0.00%	29		0			N P,S,T,M,VP SC	N/R		\$1,352.36
21442	DORDRECHT THUREDRIHT	12/29/1972	Active	10	0	0	0	0.00%	10		0			N P,S,T,M,VP SC	N/A		\$352.86
100279	DRUNEN LANGSTRAAT	09/26/2007	Active	19	0	2	-2	-9.52%	21	10	0			P,S,T,M,VP SC	N/A		\$82.74
44761	ETTEN LEUR	03/29/1985	Active	26	0	1	-1	-3.70%	28	29	0		2	N P,S,T,M,SC	4		\$605.76
87943	ETTEN LEUR DE VRYEHEYDT ETTEN	05/02/2005	Active	24	2	0	2	9.09%	24		0			N P,S,T,M,VP SC	N/R	90+ Days	\$399.07
21444	GOEREE OVERFLAKKEE	01/09/1957	Active	27	1	0	1	3.85%	28		0			N P,S,T,M,VP SC	N/R		\$886.10
21445	GOES	05/24/1962	Active	31	0	1	-1	-3.13%	32	3	0			N P,S,T,M,VP SC	N/A		\$3,406.12
106766	GOES WILHELMINA	10/19/2009	Active	20	5	0	5	33.33%	20		0		2	N P,S,T,M,VP SC	N/R		\$371.49
21436	GORINCHEM E.O.	01/09/1968	Active	9	0	2	-2	-18.18%	9	0	0			N P,S,T,M,VP SC	N/A		\$35.46
55722	HALDERBERGE	05/17/1994	Active	17	1	0	1	6.25%	16		0			N P,S,T,M,VP SC	N/A		\$63.04



# Club Health Assessment for District 110CW through May 2025

			Status	Membership							Reports					Finance	LCIF
Club Number	Club Name	Charter Date		Current Member Count	YTD Members Added	YTD Members Dropped	YTD Net Growth	YTD Net Growth%	Member Count 12 Months Ago	Avg. length of service for dropped members	Months Since Last MMR ***	Yrs. Since Last Officer Report	President Rotation	Vice President Reported ****	Months Since Last Activity Report ***	Account Balance	Donations for current Fiscal Year
			Number of times on status quo within last two years	If below 15 members appears				If net loss is greater than 20% appears			If no report in 3 months appears in	When more than one year appears in	Number of repeat terms	Notes the officers that do not have an active	If no report at 12 months red		
59664	HARINGVLIET	06/11/1997	Active	13	1	0	1	8.33%	12		0			N	P,S,T,M,VP SC	N/A	\$203.47
99019	HEUSDEN	05/29/2007	Active	21	0	1	-1	-4.55%	22	8	0		2		P,S,T,M,VP SC	12	\$86.68
21447	HOEKSEWAARD	05/02/1966	Active	46	2	5	-3	-6.12%	49	34	0				P,S,T,M,VP SC	N/R	\$189.12
21448	IJSSELMONDE	05/19/1969	Active	23	5	0	5	27.78%	19		0			N	P,S,T,M,VP SC	N/R	90+ Days \$227.11
54723	KAPELLE DE BEVELANDEN	07/06/1993	Active	26	0	0	0	0.00%	26		0			N	P,S,T,M,VP SC	N/A	\$102.44
54400	LAND VAN HEUSDEN AND ALTENA	04/27/1993	Active	15	0	1	-1	-6.25%	18	32	0			N	P,S,T,M,VP SC	N/A	\$63.04
78792	MIDDELBURG	04/14/2004	Active	14	0	2	-2	-12.50%	18	0	0		2		P,S,T,M,VP SC	N/A	\$55.16
21482	MOERDIJK	10/05/1962	Active	15	0	2	-2	-11.76%	19	19	0				P,S,T,M,VP SC	0	\$66.98
99081	OISTERWIJK	05/29/2007	Active	22	0	0	0	0.00%	22		0		3		P,S,T,M,VP SC	N/R	\$86.68
21453	OOST ZEEUWS VLAANDEREN	03/19/1964	Active	30	1	2	-1	-3.23%	31	46	0			N	P,S,T,M,VP SC	N/R	\$122.14
21437	OOSTERHOUT ALM AND DONGE	04/18/1969	Active	12	0	3	-3	-20.00%	15	21	0				P,S,T,M,VP SC	N/R	\$372.56
64691	OOSTERHOUT CENTRUM	09/25/2001	Active	31	5	3	2	6.90%	27	0	0			N	P,S,T,M,VP SC	N/A	\$634.90
37438	RHOON OUDE MAAS	07/23/1979	Active	22	2	7	-5	-18.52%	27	29	0			N	P,S,T,M,VP SC	0	\$731.15
21458	ROOSENDAAL	10/27/1965	Active	24	4	0	4	20.00%	21		0			N	P,S,T,M,VP SC	N/R	90+ Days \$78.80
51794	ROOSENDAAL WESTHOEK	06/12/1991	Active	29	0	2	-2	-6.45%	31	20	0			N	P,S,T,M,VP SC	1	\$278.21
78760	ROOSENDAAL WITHEEREN	04/09/2004	Active	26	0	4	-4	-13.33%	30	9	0				P,S,T,M,VP SC	2	\$114.26
21459	ROTTERDAM CITY	10/30/1969	Active	28	4	3	1	3.70%	25	0	0			N	P,S,T,M,VP SC	N/A	\$258.63
21462	ROTTERDAM DE PAPPEGAY	10/28/1965	Active	29	0	1	-1	-3.33%	31	2	0			N	P,S,T,M,VP SC	N/A	\$118.20
21461	ROTTERDAM HOST	04/10/1953	Active	23	2	4	-2	-8.00%	25	4	1			N	P,S,T,M,VP SC	N/A	\$98.50
38081	ROTTERDAM KRAALBERG	02/26/1980	Active	45	3	3	0	0.00%	46	22	1		2	N	P,S,T,M,VP SC	N/R	90+ Days \$269.42
59889	ROTTERDAM L'ESPIRIT DU TEMPS	08/06/1997	Active	21	0	0	0	0.00%	23		1				P,S,T,M,VP SC	N/A	\$82.74
96478	ROTTERDAM RIJNMOND	03/09/2006	Active	7	0	1	-1	-12.50%	8	19	0				P,S,T,M,VP SC	12	\$31.52
47949	ROTTERDAM WEST	12/16/1987	Active	22	0	0	0	0.00%	22		1		2	N	P,S,T,M,VP SC	N/R	\$86.68
106658	ROTTERDAM ZUID	09/25/2009	Active	5	0	0	0	0.00%	9		1		2		P,S,T,M,VP SC	N/R	\$19.70





# Club Health Assessment for District 110CW through May 2025

			Status	Membership							Reports					Finance	LCIF
Club Number	Club Name	Charter Date		Current Member Count	YTD Members Added	YTD Members Dropped	YTD Net Growth	YTD Net Growth%	Member Count 12 Months Ago	Avg. length of service for dropped members	Months Since Last MMR ***	Yrs. Since Last Officer Report	President Rotation	Vice President Reported ****	Months Since Last Activity Report ***	Account Balance	Donations for current Fiscal Year
			Number of times on status quo within last two years	If below 15 members appears	If net loss is greater than 20% appears					If no report in 3 months appears in	When more than one year appears in	Number of repeat terms	Notes the officers that do not have an active	If no report at 12 months red			
21464	SCHIEDAM	11/27/1961	Active	24	7	3	4	20.00%	20	0	0			N	P,S,T,M,VP SC	N/R	\$547.38
100409	SCHIEDAM TE RIVIERE	10/22/2007	Active	23	0	0	0	0.00%	26		0				P,S,T,M,VP SC	N/A	\$576.76
21465	SCHOUWEN DUIVELAND	06/13/1963	Active	30	3	7	-4	-11.76%	34	22	0			N	P,S,T,M,VP SC	4	\$1,604.16
21467	STEENBERGEN E.O.	01/07/1965	Active	19	1	2	-1	-5.00%	21	9	0			N	P,S,T,M,VP SC	N/A	\$78.80
40531	SWINDREGT-WERE	11/05/1981	Active	27	2	1	1	3.85%	24	0	0			N	P,S,T,M,VP SC	0	90+ Days \$98.50
136834	Ter Aalst EO	11/14/2018	Active	19	1	3	-2	-9.52%	21	6	0		2	N	P,S,T,M,VP SC	N/R	\$82.74
40033	THOLEN	06/09/1981	Active	26	0	0	0	0.00%	28		0			N	P,S,T,M,VP SC	N/R	\$102.44
21469	TILBURG	01/07/1963	Active	22	2	2	0	0.00%	21	16	1			N	P,S,T,M,VP SC	N/R	\$86.68
21470	TILBURG HART VAN BRABANT	01/31/1972	Active	23	0	1	-1	-4.17%	25	5	1			N	P,S,T,M,VP SC	N/R	\$94.56
45296	TILBURG REGTE HEIDE	07/12/1985	Active	30	0	1	-1	-3.23%	32	33	0				P,S,T,M,VP SC	16	\$122.14
62038	TILBURG ROOMLEY	06/01/1999	Active	16	1	1	0	0.00%	16	0	0		2	N	P,S,T,M,VP SC	N/A	\$59.10
104075	VLAARDINGEN VL.09	12/04/2008	Active	23	2	2	0	0.00%	23	4	0			N	P,S,T,M,VP SC	0	\$90.62
33445	VLISSINGEN	03/09/1977	Active	29	1	0	1	3.57%	28		0			N	P,S,T,M,VP SC	0	\$110.32
21476	VOORNE PUTTEN	04/14/1959	Active	20	0	4	-4	-16.67%	22	25	1			N	P,S,T,M,VP SC	N/R	\$1,652.55
21477	WAALWIJK	03/23/1964	Active	35	5	3	2	6.06%	33	12	0			N	P,S,T,M,VP SC	N/A	90+ Days \$130.02
21479	WALCHEREN	01/28/1964	Active	25	0	1	-1	-3.85%	26	17	0			N	P,S,T,M,VP SC	4	\$102.44
33370	WERKENDAM	02/03/1977	Active	27	5	3	2	8.00%	25	8	0				P,S,T,M,VP SC	1	90+ Days \$98.50
21481	WEST ZEEUWSCH-VLAANDEREN	09/09/1960	Active	25	3	10	-7	-21.88%	34	36	0			N	P,S,T,M,VP SC	N/R	\$126.08
117775	WOENSDRECHT ZUIDKWARTIER	09/05/2012	Active	24	1	1	0	0.00%	25	3	0			N	P,S,T,M,VP SC	0	\$94.56
89241	WOUW	09/08/2005	Active	28	0	2	-2	-6.67%	30	7	0			N	P,S,T,M,VP SC	N/R	\$118.20
141644	Zeeland Oosterschelde	06/18/2020	Active	14	1	1	0	0.00%	14	43	0			N	P,S,T,M,VP SC	N/R	\$55.16
61110	ZEEUWSCH-VLAANDEREN ZOSTERA	09/03/1998	Active	28	0	4	-4	-12.50%	32	8	0				P,S,T,M,VP SC	1	\$118.20





## Club Health Assessment for District 110CW through May 2025

			Status	Membership							Reports					Finance	LCIF
Club Number	Club Name	Charter Date		Current Member Count	YTD Members Added	YTD Members Dropped	YTD Net Growth	YTD Net Growth%	Member Count 12 Months Ago	Avg. length of service for dropped members	Months Since Last MMR ***	Yrs. Since Last Officer Report	President Rotation	Vice President Reported ****	Months Since Last Activity Report ***	Account Balance	Donations for current Fiscal Year
			Number of times on status quo within last two years	If below 15 members appears				If net loss is greater than 20% appears			If no report in 3 months appears in	When more than one year appears in	Number of repeat terms	Notes the officers that do not have an active	If no report at 12 months appears in red		

Clubs Cancelled Previous Fiscal Year – Clubs Cancelled within last 12 months may be reinstated

Club Number		Club Name		Charter Date		Current Status*		Cancellation Date												
35795		NIEUWERKERK A/D YSSEL		06/13/1978		Cancelled(6*)		07/29/2023												
Current Total Clubs Count	YTD New Clubs Count	YTD Cancelled Clubs Count	YTD Net Club Gain	Current Total Members Count	YTD Add	YTD Drop	YTD Net Growth	YTD Net Growth %	Member Count 12 Months Ago	Average Member Count Per Club	% of Clubs with less than 20 members	% No MMR in 3 Months	% No Officer Report in 12 Months	% of Clubs with balance 90+ days	Number of Clubs in Status Quo	% Status Quo Clubs in Financial Suspension	Number of Cancelled Clubs	Average Cancelled Club Age	Members Lost Due to Cancellation	% of Clubs Cancelled for Non-Financial Reasons
69	0	0	0	1,568	87	123	-36	-2.24%	1,640	23	32%	0%	0%	13%	0	0%	0	0	0	0%

\* - P - Priority Club. Cancellation Reasons: 1-Objectives/conduct, 2-Non-active club, 5-Non-existing club, 6-Disbanding, 7-Merger, 8-Financial Suspension, 9-District/Multiple District Dues.

\*\* - Abbreviation: P-President, S-Secretary, T-Treasurer, M-Member Chairperson, VP-First Vice President, MC-Communications Chairperson, SC-Service Chairperson

\*\*\* - Abbreviation: N/R - Never reported using the Lions Clubs website, N/A - Not applicable, No password registered for the Lions Clubs website.

\*\*\*\* - Abbreviation: N - New, IP - Immediate Past, R - Repeat.



# Club Health Assessment for District 111BN through May 2025

			Status	Membership							Reports					Finance		LCIF
Club Number	Club Name	Charter Date		Current Member Count	YTD Members Added	YTD Members Dropped	YTD Net Growth	YTD Net Growth%	Member Count 12 Months Ago	Avg. length of service for dropped members	Months Since Last MMR ***	Yrs. Since Last Officer Report	President Rotation	Vice President Reported ****	Months Since Last Activity Report ***	Account Balance	Donations for current Fiscal Year	
			Number of times on status quo within last two years	If below 15 members appears				If net loss is greater than 20% appears			If no report in 3 months appears in	When more than one year appears in	Number of repeat terms	Notes the officers that do not have appears in an active	If no report at 12 months red			
Clubs less than two years old																		
178908	Würzburg-Stein	11/08/2024	Active(1)	31	34	3	31	100.00%	0	0	0			M,VP,SC	N/R			
Clubs more than two years old																		
77732	AISCHGRUND	11/28/2003	Active	30	3	1	2	7.14%	28	10	0		None	P,S,T,M,VP SC	N/A	90+ Days		
44375	ALTMUEHLTAL	11/26/1984	Active	31	0	2	-2	-6.06%	33	36	0			S,T,M,VP,SC	24+			
Exc Award (06/30/2020)																		
21886	AMORBACH MILTENBERG	04/23/1965	Active	32	0	0	0	0.00%	32		0			S,T,M,VP,SC	24+			
21885	ANSBACH	05/03/1971	Active	45	3	0	3	7.14%	42		0			S,T,M,VP,SC	24+			
115650	ANSBACH CHRISTIANE CHARLOTTE	12/01/2011	Active	36	1	0	1	2.86%	35		1		None	P,S,T,M,VP SC	24+			
Exc Award (06/30/2018)																		
21714	ASCHAFFENBURG	11/22/1958	Active	52	0	2	-2	-3.70%	54	55	0			S,T,M,VP,SC	24+			
65277	ASCHAFFENBURG POMPEJANUM	04/26/2002	Active	42	0	2	-2	-4.55%	44	22	3			S,T,M,VP,SC	24+			
108515	ASCHAFFENBURG SCHÖNTAL	05/28/2010	Active	41	0	1	-1	-2.38%	40	29	1			S,T,M,VP,SC	N/A			
Exc Award (06/30/2023)																		
43522	ASCHAFFENBURG-ALZENAU	02/15/1984	Active	38	0	2	-2	-5.00%	40	10	2		None	P,S,T,M,VP SC	N/A			
21888	BAD KISSINGEN	07/03/1959	Active	37	0	0	0	0.00%	36		0		None	P,S,T,M,VP SC	N/A			
21904	BAD KOENIGSHOFEN GRABFELD	06/29/1969	Active	40	2	0	2	5.26%	39		1		None	P,S,T,M,VP SC	N/A			
30018	BAD NEUSTADT	12/17/1974	Active	47	1	3	-2	-4.08%	50	32	0		None	P,S,T,M,VP SC	24+			
150743	Bad Windsheim	05/13/2022	Active	22	3	1	2	10.00%	21	2	5		None	P,S,T,M,VP SC	N/A			
Exc Award (06/30/2023)																		
21889	BAMBERG	11/07/1961	Active	46	0	0	0	0.00%	46		8			S,T,M,VP,SC	N/A			
56394	BAMBERG MICHELSBERG	01/03/1995	Active	34	1	1	0	0.00%	34	30	0			S,T,M,VP,SC	24+			
97054	BAMBERG RESIDENZ	05/01/2006	Active	38	2	0	2	5.56%	36		1		N	S,T,M,SC	24+			
116222	BROMBACHSEE	03/07/2012	Active	23	0	0	0	0.00%	23		1			S,T,M,VP,SC	N/A			
63668	CADOLZBURG	10/19/2000	Active	31	1	2	-1	-3.13%	32	9	0		None	P,S,T,M,VP SC	N/A			



# Club Health Assessment for District 111BN through May 2025

			Status	Membership							Reports					Finance		LCIF
Club Number	Club Name	Charter Date		Current Member Count	YTD Members Added	YTD Members Dropped	YTD Net Growth	YTD Net Growth%	Member Count 12 Months Ago	Avg. length of service for dropped members	Months Since Last MMR ***	Yrs. Since Last Officer Report	President Rotation	Vice President Reported ****	Months Since Last Activity Report ***	Account Balance	Donations for current Fiscal Year	
			Number of times on status quo within last two years	If below 15 members appears				If net loss is greater than 20% appears			If no report in 3 months appears in	When more than one year appears in	Number of repeat terms	Notes the officers that do not have an active	If no report at 12 months appears in red			
21893	COBURG	12/16/1963	Active	45	2	0	2	4.65%	43		0			S,T,M,VP,SC	24+	90+ Days	\$697.53	
77403	COBURG-VESTE	09/11/2003	Active	32	1	3	-2	-5.88%	34	17	1		None	P,S,T,M,VP SC	24+			
57094	DINKELSBUEHL	06/21/1995	Active	41	1	0	1	2.50%	40		0			S,T,M,VP,SC	24+			
Exc Award (06/30/2023, 06/30/2024)																		
57875	ECKENTAL-HEROLDSBERG	02/20/1996	Active	33	3	2	1	3.13%	32	7	1			S,T,M,VP,SC	N/A			
21897	ERLANGEN	11/29/1961	Active	53	2	2	0	0.00%	53	43	0		None	P,S,T,M,VP SC	24+			
56537	ERLANGEN HUGENOTTENSTADT	02/17/1995	Active	33	1	1	0	0.00%	33	10	0			S,T,M,VP,SC	24+			
149061	Erlangen-Orangerie	11/30/2021	Active	22	0	1	-1	-4.35%	22	3	3			S,T,M,VP,SC	N/R			
33570	FORCHHEIM	03/24/1977	Active	38	0	1	-1	-2.56%	39	47	1		None	P,S,T,M,VP SC	N/A			
21898	FUERTH	11/03/1972	Active	36	2	2	0	0.00%	36	40	2			S,T,M,VP,SC	24+			
148733	Fürth Kleeblatt	10/27/2021	Active	17	0	1	-1	-5.56%	18	3	1		None	P,S,T,M,VP SC	N/R			
21900	GUNZENHAUSEN	05/30/1973	Active	45	1	3	-2	-4.26%	47	24	0			S,T,M,VP,SC	N/A			
57946	HAMMELBURG TRIMBURG SAALETAL	03/05/1996	Active	33	1	5	-4	-10.81%	37	20	0			S,T,M,VP,SC	24+			
21901	HAMMELBURG-BAD BRUECKENAU	06/30/1972	Active	34	3	4	-1	-2.86%	34	43	1			S,T,M,VP,SC	24+			
29525	HASSBERGE HASSFURT	06/21/1974	Active	35	0	1	-1	-2.78%	35	30	4			S,T,M,VP,SC	24+			
48483	HERZOGENAURACH	04/25/1988	Active	30	2	2	0	0.00%	30	25	1			S,T,M,VP,SC	24+			
21903	KITZINGEN	01/28/1970	Active	33	0	0	0	0.00%	33		3		None	P,S,T,M,VP SC	N/A			
21905	KRONACH	12/02/1968	Active	18	1	0	1	5.88%	19		7		None	P,S,T,M,VP SC	N/A			
107332	KRONACH FESTUNG ROSENBERG	01/22/2010	Active	38	2	1	1	2.70%	37	13	1			S,T,M,VP,SC	24+			
21907	LICHTENFELS	12/06/1973	Active	34	0	0	0	0.00%	34		1		None	P,S,T,M,VP SC	24+			
31670	LOHR AM MAIN-MARKTHEIDENFELD	02/09/1976	Active	46	1	2	-1	-2.13%	47	23	0		None	P,S,T,M,VP SC	24+			
21908	MAIN SPESSART	01/27/1970	Active	43	4	0	4	10.26%	39		1		None	P,S,T,M,VP SC	24+			
103429	MARKTHEIDENFELD LAURENTIUS	08/13/2008	Active	33	2	1	1	3.13%	32	6	0			S,T,M,VP,SC	24+			
21910	MITTELMAIN-KARLSTADT	06/29/1973	Active	43	0	0	0	0.00%	42		0			S,T,M,VP,SC	24+			



# Club Health Assessment for District 111BN through May 2025

			Status	Membership							Reports					Finance		LCIF
Club Number	Club Name	Charter Date		Current Member Count	YTD Members Added	YTD Members Dropped	YTD Net Growth	YTD Net Growth%	Member Count 12 Months Ago	Avg. length of service for dropped members	Months Since Last MMR ***	Yrs. Since Last Officer Report	President Rotation	Vice President Reported ****	Months Since Last Activity Report ***	Account Balance	Donations for current Fiscal Year	
			Number of times on status quo within last two years	If below 15 members appears				If net loss is greater than 20% appears			If no report in 3 months appears in	When more than one year appears in	Number of repeat terms	Notes the officers that do not have an active	If no report at 12 months red			
21912	NEUSTADT A D AISCH	08/21/1973	Active	32	1	1	0	0.00%	31	51	1		None	P,S,T,M,VP SC	N/R			
21914	NUERNBERG	02/22/1957	Active	52	2	7	-5	-8.77%	57	25	0			S,T,M,VP,SC	24+			
	Exc Award (06/30/2023)																	
97280	NUERNBERG ALBRECHT DUERER	06/08/2006	Active	19	0	1	-1	-5.00%	21	9	2			S,T,M,VP,SC	N/A			
50036	NUERNBERG FRANKEN	12/20/1989	Active	42	1	1	0	0.00%	42	34	0		None	P,M,VP,SC	24+			
21915	NUERNBERG MEISTERSINGER	11/27/1972	Active	41	4	1	3	7.89%	38	30	0			S,T,M,VP,SC	24+			
64488	NUERNBERG NETSERVE	06/28/2001	Active	17	0	0	0	0.00%	17		7		5	S,T,M,VP,SC	24+			
21916	NUERNBERG NORIS	04/13/1967	Active	35	1	0	1	2.94%	33		1			S,T,M,VP,SC	N/A			
58442	NUERNBERG SIGENA	06/21/1996	Active	30	0	1	-1	-3.23%	31	28	0			S,T,M,VP,SC	24+			
	Exc Award (06/30/2023)																	
110853	NÜRNBERG KAISERBURG	04/19/2011	Active	27	0	0	0	0.00%	27		2		None	P,S,T,M,VP SC	N/A			
151099	Nürnberg Martin Behaim	06/06/2022	Active	29	3	2	1	3.57%	28	2	0		None	P,S,T,M,VP SC	N/A			
	Exc Award (06/30/2024)																	
105960	NÜRNBERG METROPOLREGION	06/23/2009	Active	27	0	1	-1	-3.57%	28	8	1		None	P,S,T,M,VP SC	24+			
135063	Nürnberg-Philipp Melanchthon	06/27/2018	Active	22	4	2	2	10.00%	20	5	0			S,T,M,VP,SC	N/R			
97753	OCHSENFURT	09/25/2006	Active	24	2	1	1	4.35%	23	19	1			S,T,M,VP,SC	N/A			
21919	ROTH HILPOLTSTEIN	06/01/1970	Active	40	2	1	1	2.56%	39	11	0			S,T,M,VP,SC	24+			
21920	ROTHENBURG OB DER TAUBER	10/25/1968	Active	51	2	1	1	2.00%	50	45	0			S,T,M,VP,SC	N/A			
130403	Schnelldorf	03/15/2017	Active	25	7	4	3	13.64%	22	5	0			M,VP,SC	24+	90+ Days		
35611	SCHWABACH	05/05/1978	Active	43	1	0	1	2.38%	42		0		None	P,S,T,M,VP SC	24+			
21921	SCHWEINFURT	02/10/1965	Active	39	1	1	0	0.00%	39	6	1			S,T,M,VP,SC	N/A			
21924	WEISSENBURG	06/19/1964	Active	35	2	1	1	2.94%	34	26	1			S,T,M,VP,SC	24+			
21925	WUERZBURG	11/12/1956	Active	50	0	3	-3	-5.66%	53	22	0			S,T,M,VP,SC	24+			
59898	WUERZBURG LOEWENBRUECKE	08/07/1997	Active	42	1	2	-1	-2.33%	44	12	0			S,T,M,VP,SC	24+			
49326	WUERZBURG-DE LEONE	03/22/1989	Active	37	2	0	2	5.71%	35		0		None	P,S,T,M,VP SC	N/A			



# Club Health Assessment for District 111BN through May 2025

			Status		Membership						Reports					Finance		LCIF		
Club Number	Club Name	Charter Date			Current Member Count	YTD Members Added	YTD Members Dropped	YTD Net Growth	YTD Net Growth%	Member Count 12 Months Ago	Avg. length of service for dropped members	Months Since Last MMR ***	Yrs. Since Last Officer Report	President Rotation	Vice President Reported ****	Months Since Last Activity Report ***	Account Balance	Donations for current Fiscal Year		
			Number of times on status quo within last two years		If below 15 members appears				If net loss is greater than 20% appears			If no report in 3 months appears in	When more than one year appears in	Number of repeat terms		Notes the officers that do not have an active red	If no report at 12 months appears in			
21926	WUERZBURG-WEST	10/12/1965	Active		42	0	4	-4	-8.70%	46	22	4		None	P,S,T,M,VP SC	24+				
48552	ZIRNDORF	05/02/1988	Active		32	3	3	0	0.00%	32	21	1		None	P,S,T,M,VP SC	24+				
108675	ZIRNDORF FRANCONIA	06/17/2010	Active		28	3	2	1	3.70%	27	10	0			S,T,M,VP,SC	24+				
Current Total Clubs Count	YTD New Clubs Count	YTD Cancelled Clubs Count	YTD Net Club Gain	Current Total Members Count	YTD Add	YTD Drop	YTD Net Growth	YTD Net Growth %	Member Count 12 Months Ago	Average Member Count Per Club	% of Clubs with less than 20 members	% No MMR in 3 Months	% No Officer Report in 12 Months	% of Clubs with balance 90+ days	Number of Clubs in Status Quo	% Status Quo Clubs in Financial Suspension	Number of Cancelled Clubs	Average Cancelled Club Age	Members Lost Due to Cancellation	% of Clubs Cancelled for Non-Financial Reasons
67	1	0	1	2,372	122	92	30	1.28%	2,340	35	6%	13%	0%	4%	0	0%	0	0	0	0%

\* - P - Priority Club. Cancellation Reasons: 1-Objectives/conduct, 2-Non-active club, 5-Non-existing club, 6-Disbanding, 7-Merger, 8-Financial Suspension, 9-District/Multiple District Dues.

\*\* - Abbreviation: P-President, S-Secretary, T-Treasurer, M-Member Chairperson, VP-First Vice President, MC-Communications Chairperson, SC-Service Chairperson

\*\*\* - Abbreviation: N/R - Never reported using the Lions Clubs website, N/A - Not applicable, No password registered for the Lions Clubs website.

\*\*\*\* - Abbreviation: N - New, IP - Immediate Past, R - Repeat.



# Club Health Assessment for District 111BO through May 2025

			Status	Membership							Reports					Finance	LCIF
Club Number	Club Name	Charter Date		Current Member Count	YTD Members Added	YTD Members Dropped	YTD Net Growth	YTD Net Growth%	Member Count 12 Months Ago	Avg. length of service for dropped members	Months Since Last MMR ***	Yrs. Since Last Officer Report	President Rotation	Vice President Reported ****	Months Since Last Activity Report ***	Account Balance	Donations for current Fiscal Year
			Number of times on status quo within last two years	If below 15 members appears			If net loss is greater than 20% appears				If no report in 3 months appears in	When more than one year appears in	Number of repeat terms	Notes the officers that do not have an active	If no report at 12 months appears in red		
Clubs more than two years old																	
49545	ALTDORF BEI NUERNBERG	05/23/1989	Active	29	2	0	2	7.41%	27		0			S,T,M,VP,SC	24+		
21887	AMBERG	02/16/1962	Active	47	1	4	-3	-6.00%	50	30	0			S,T,M,VP,SC	N/R		
55642	AMBERG SULZBACH	04/22/1994	Active	31	0	2	-2	-6.06%	33	27	1		None	P,S,T,M,VP SC	24+		
85053	BAD ABBACH DEUTENHOF	03/16/2005	Active	22	3	4	-1	-4.35%	23	15	0		None	P,S,T,M,VP SC	24+		
42832	BAD FUESSING	06/10/1983	Status Quo(1)	22	0	0	0	0.00%	22		13		None	P,S,T,M,VP SC	N/A	90+ Days	
21890	BAYERWALD	10/16/1970	Active	37	0	0	0	0.00%	37		6		None	P,S,T,M,VP SC	24+		
21892	BAYREUTH KULMBACH	02/20/1959	Active	57	1	3	-2	-3.39%	59	28	0		None	P,S,T,M,VP SC	24+		
46747	BAYREUTH THIERGARTEN	12/12/1986	Active	41	1	2	-1	-2.38%	41	12	1		None	P,S,T,M,VP SC	24+		
Exc Award (06/30/2024)																	
58192	BEILNGRIES	04/30/1996	Active	39	1	2	-1	-2.50%	40	19	1			S,T,M,VP,SC	24+		
21894	DEGGENDORF	06/20/1960	Active	44	1	2	-1	-2.22%	45	50	2			S,T,M,VP,SC	N/A		
35802	DINGOLFING-LANDAU	06/07/1978	Active	47	1	2	-1	-2.08%	48	27	0			S,T,M,VP,SC	N/A		
35610	FREYUNG-GRAFENAU	05/05/1978	Active	41	1	3	-2	-4.65%	44	19	0			S,T,M,VP,SC	N/A		
111695	GREDDING	07/25/2011	Active	26	0	0	0	0.00%	26		1			S,T,M,VP,SC	N/R		
49021	HERSBRUCK	11/18/1988	Active	34	0	0	0	0.00%	34		0			S,T,M,VP,SC	N/A		
Exc Award (06/30/2023)																	
117034	HOCHFRANKEN	05/31/2012	Active	32	0	1	-1	-3.03%	33	12	4			S,T,M,VP,SC	24+		
21902	HOF	10/29/1958	Active	54	2	0	2	3.85%	54		0			S,T,M,VP,SC	24+		
38479	KELHEIM HOLLEDAU	05/16/1980	Active	45	1	2	-1	-2.17%	46	37	1		None	P,S,T,M,VP SC	N/R	90+ Days	
46433	KULMBACH PLASSENBURG	06/30/1986	Active	50	2	0	2	4.17%	49		1			S,T,M,VP,SC	24+		
21906	LANDSHUT	03/06/1961	Active	53	2	1	1	1.92%	52	44	0		None	P,S,T,M,VP SC	24+		
Exc Award (06/30/2023)																	
97278	LANDSHUT WITTELSBACH	08/21/2006	Active	40	0	2	-2	-4.76%	42	13	0		None	P,S,T,M,VP SC	24+		
40255	LAUF AN DER PEGNITZ	07/07/1981	Active	40	3	1	2	5.26%	38	39	1		None	P,S,T,M,VP SC	24+		
Exc Award (06/30/2018)																	



# Club Health Assessment for District 111BO through May 2025

			Status	Membership							Reports					Finance		LCIF
Club Number	Club Name	Charter Date		Current Member Count	YTD Members Added	YTD Members Dropped	YTD Net Growth	YTD Net Growth%	Member Count 12 Months Ago	Avg. length of service for dropped members	Months Since Last MMR ***	Yrs. Since Last Officer Report	President Rotation	Vice President Reported ****	Months Since Last Activity Report ***	Account Balance	Donations for current Fiscal Year	
			Number of times on status quo within last two years	If below 15 members appears				If net loss is greater than 20% appears			If no report in 3 months appears in	When more than one year appears in	Number of repeat terms	Notes the officers that do not have appears in an active	If no report at 12 months appears in red			
67160	MAINBURG-HALLERTAU	01/27/2003	Active	39	1	1	0	0.00%	39	14	0			N	24+			
21909	MARKTREDWITZ FICHTELGEBIRGE Exc Award (06/30/2017)	12/07/1972	Active	39	0	5	-5	-11.36%	44	35	0		None	P,S,T,M,VP SC	N/R			
42833	NAILA FRANKENWALD	06/22/1983	Active	34	1	2	-1	-2.86%	33	7	2			S,T,M,VP,SC	6			
21911	NEUMARKT	06/08/1972	Active	45	1	1	0	0.00%	45	36	0		None	P,S,T,M,VP SC	N/A			
37079	NEUSTADT A D WALDNAAB	05/17/1979	Active	38	2	0	2	5.56%	36		3		None	P,S,T,M,VP SC	N/R			
38870	OBERPFAELZER JURA	08/08/1980	Active	38	1	1	0	0.00%	38	16	1			S,T,M,VP,SC	24+			
78678	OBERPFAELZER WALD	04/05/2004	Active	30	0	0	0	0.00%	30		1			S,T,M,VP,SC	N/A			
21917	PASSAU Exc Award (06/30/2020)	06/03/1957	Active	53	1	1	0	0.00%	53	35	0		None	P,S,T,M,VP SC	N/R			
21918	REGENSBURG	01/17/1957	Active	60	2	0	2	3.45%	58		0			S,T,M,VP,SC	N/R			
32111	REGENSBURG CASTRA REGINA	04/27/1976	Active	36	2	3	-1	-2.70%	37	11	1			S,T,M,VP,SC	N/R			
110972	REGENSBURG JOHANNES KEPLER	05/10/2011	Active	2	0	9	-9	-81.82%	11	12	1		None	P,M,VP,SC	24+			
53158	REGENSBURG LAND	05/28/1992	Active	27	2	3	-1	-3.57%	28	20	0		None	P,S,T,M,VP SC	N/A			
78265	REGENSBURG THERESE VON BAYERN	02/18/2004	Active	34	3	1	2	6.25%	32	1	1			S,T,M,VP,SC	24+			
29548	ROTTAL INN	06/28/1974	Active	41	0	1	-1	-2.38%	42	25	2		None	P,S,T,M,VP SC	N/A			
85022	SCHLOSS WILDTHURN I. NIEDERBAYERN	03/14/2005	Active	36	4	0	4	12.50%	32		3		None	P,S,T,M,VP SC	24+			
44876	SCHWANDORF BAYERN	04/15/1985	Active	37	1	0	1	2.78%	38		3		None	P,S,T,M,VP SC	N/A	90+ Days		
82497	SELB AN DER PORZELLANSTRASSE	06/02/2004	Active	44	1	2	-1	-2.22%	45	7	0			S,T,M,VP,SC	N/R			
21922	STRAUBING	01/21/1963	Active	48	2	3	-1	-2.04%	49	33	0			S,T,M,VP,SC	N/A	90+ Days		
61061	SULZBACH-ROSENBERG	07/30/1998	Active	28	0	1	-1	-3.45%	29	5	1		None	P,S,T,M,VP SC	N/A			
47883	TIRSCHENREUTH	11/25/1987	Active	37	0	8	-8	-17.78%	45	16	0			S,T,M,VP,SC	N/R			
21923	WEIDEN	04/12/1969	Active	37	1	1	0	0.00%	37	27	0		None	P,S,T,M,VP SC	N/A			
121732	Weiden Goldene Strasse	03/31/2014	Active	44	1	5	-4	-8.33%	49	11	1			S,T,M,VP,SC	N/A			



# Club Health Assessment for District 111BO through May 2025

INTERNATIONAL

Club Number	Club Name	Charter Date	Status		Membership							Reports					Finance		LCIF	
					Current Member Count	YTD Members Added	YTD Members Dropped	YTD Net Growth	YTD Net Growth%	Member Count 12 Months Ago	Avg. length of service for dropped members	Months Since Last MMR ***	Yrs. Since Last Officer Report	President Rotation	Vice President Reported ****	Months Since Last Activity Report ***	Account Balance	Donations for current Fiscal Year		
					Number of times on status quo within last two years		If below 15 members appears			If net loss is greater than 20% appears			If no report in 3 months appears in	When more than one year appears in	Number of repeat terms		Notes the officers that do not have an active	If no report at 12 months appears in red		
Current Total Clubs Count	YTD New Clubs Count	YTD Cancelled Clubs Count	YTD Net Club Gain	Current Total Members Count	YTD Add	YTD Drop	YTD Net Growth	YTD Net Growth %	Member Count 12 Months Ago	Average Member Count Per Club	% of Clubs with less than 20 members	% No MMR in 3 Months	% No Officer Report in 12 Months	% of Clubs with balance 90+ days	Number of Clubs in Status Quo	% Status Quo Clubs in Financial Suspension	Number of Cancelled Clubs	Average Cancelled Club Age	Members Lost Due to Cancellation	% of Clubs Cancelled for Non-Financial Reasons
43	0	0	0	1,658	48	79	-31	-1.84%	1,693	39	2%	14%	0%	9%	1	100%	0	0	0	0%

\* - P - Priority Club. Cancellation Reasons: 1-Objectives/conduct, 2-Non-active club, 5-Non-existing club, 6-Disbanding, 7-Merger, 8-Financial Suspension, 9-District/Multiple District Dues.

\*\* - Abbreviation: P-President, S-Secretary, T-Treasurer, M-Member Chairperson, VP-First Vice President, MC-Communications Chairperson, SC-Service Chairperson


\*\*\* - Abbreviation: N/R - Never reported using the Lions Clubs website, N/A - Not applicable, No password registered for the Lions Clubs website.

\*\*\*\* - Abbreviation: N - New, IP - Immediate Past, R - Repeat.






# Club Health Assessment for District 111MN through May 2025

			Status	Membership							Reports					Finance	LCIF
Club Number	Club Name	Charter Date		Current Member Count	YTD Members Added	YTD Members Dropped	YTD Net Growth	YTD Net Growth%	Member Count 12 Months Ago	Avg. length of service for dropped members	Months Since Last MMR ***	Yrs. Since Last Officer Report	President Rotation	Vice President Reported ****	Months Since Last Activity Report ***	Account Balance	Donations for current Fiscal Year
			Number of times on status quo within last two years	If below 15 members appears				If net loss is greater than 20% appears			If no report in 3 months appears in	When more than one year appears in	Number of repeat terms	Notes the officers that do not have an active	If no report at 12 months appears in red		
Clubs less than two years old																	
154843	Wiesbaden Bowling Green	06/23/2023	Active	39	3	1	2	5.41%	35	1	2		None	P,S,T,M,VP SC	N/A		
Clubs more than two years old																	
21712	ALSFELD-LAUTERBACH	06/19/1973	Active	32	2	1	1	3.23%	31	29	0		None	P,S,M,VP,SC	N/A		
62537	ALTENSTADT	12/03/1999	Cancelled(8*)	0	0	10	-10	-100.00%	10	24	5		None	P,S,T,M,VP SC	24+	90+ Days	
62820	BAD AROLSEN	02/23/2000	Active	41	2	0	2	5.13%	39		3		None	P,S,T,M,VP SC	N/A	90+ Days	
21718	BAD HERSFELD	03/22/1956	Active	29	2	0	2	7.41%	27		0		None	P,S,T,M,VP SC	24+		
98841	BAD HOMBURG HESSENPAK	03/20/2007	Active	29	0	1	-1	-3.33%	29	18	0		None	P,S,T,M,VP SC	24+		
Exc Award (06/30/2018, 06/30/2019)																	
78479	BAD HOMBURG KAISERIN FRIEDRICH	03/19/2004	Active	18	2	0	2	12.50%	16		0		None	P,S,T,M,VP SC	24+		
21719	BAD HOMBURG V D HOEHE	04/28/1958	Active	47	0	4	-4	-7.84%	52	29	0		None	P,S,T,M,VP SC	N/A		
64712	BAD HOMBURG-WEISSER TURM	10/11/2001	Active	41	1	0	1	2.50%	40		1		None	P,S,T,M,VP SC	24+		
21721	BAD NAUHEIM	08/16/1960	Active	35	2	0	2	6.06%	32		0		None	P,S,T,M,VP SC	N/A		
65453	BAD NAUHEIM-HESSISCHER LOEWE	06/05/2002	Active	29	2	2	0	0.00%	29	3	1		None	P,S,T,M,VP SC	24+		
21723	BAD ORB GELNHAUSEN	03/05/1963	Active	26	0	2	-2	-7.14%	28	38	3		None	P,S,T,M,VP SC	24+		
21724	BAD SOODEN ALLENDORF	08/08/1958	Active	33	0	3	-3	-8.33%	36	26	2		None	P,S,T,M,VP SC	24+		
32018	BAD VILBEL	04/12/1976	Active	33	1	1	0	0.00%	33	49	0		None	P,S,T,M,VP SC	N/R		
65519	BAD VILBEL WASSERBURG	06/13/2002	Active	41	6	1	5	13.89%	36	0	0		None	P,S,T,M,VP SC	24+		
21725	BAD WILDUNGEN	07/02/1956	Active	34	5	1	4	13.33%	29	39	1		None	P,S,T,M,VP SC	24+		
30209	BEBRA-ROTENBURG	02/07/1975	Active	20	1	3	-2	-9.09%	22	19	0		None	P,S,T,M,VP SC	24+		
21727	BIEDENKOPF	02/23/1970	Active	21	3	2	1	5.00%	20	55	0		None	P,S,T,M,VP SC	N/A		
66406	BRUCHKOEDEL	06/28/2002	Active	26	1	0	1	4.00%	25		0		None	P,S,T,M,VP SC	N/A		
59665	BUTZBACH	06/12/1997	Active	29	0	2	-2	-6.45%	32	3	2		None	P,S,T,M,VP SC	24+		
58585	DIETZENBACH	07/03/1996	Active	31	5	4	1	3.33%	30	18	0		None	P,S,T,M,VP SC	24+	90+ Days	



# Club Health Assessment for District 111MN through May 2025

			Status	Membership							Reports					Finance		LCIF
Club Number	Club Name	Charter Date		Current Member Count	YTD Members Added	YTD Members Dropped	YTD Net Growth	YTD Net Growth%	Member Count 12 Months Ago	Avg. length of service for dropped members	Months Since Last MMR ***	Yrs. Since Last Officer Report	President Rotation	Vice President Reported ****	Months Since Last Activity Report ***	Account Balance	Donations for current Fiscal Year	
			Number of times on status quo within last two years	If below 15 members appears					If net loss is greater than 20% appears			If no report in 3 months appears in	When more than one year appears in	Number of repeat terms	Notes the officers that do not have an active	If no report at 12 months appears in red		
21732	DILLENBURG	03/05/1966	Active	28	0	2	-2	-6.67%	30	52	8		None	P,S,T,M,VP SC	N/A			
32019	DILLENBURG ORANIEN	04/12/1976	Active	16	0	3	-3	-15.79%	19	36	5		None	P,S,T,M,VP SC	N/A			
95116	DILLENBURG SCHLOSSBERG	01/30/2006	Active	44	0	0	0	0.00%	44		0		None	P,S,T,M,VP SC	24+			
29746	DREIEICH	08/08/1974	Active	30	0	2	-2	-6.25%	31	43	0		None	P,S,T,M,VP SC	24+			
108539	EPPSTEIN	06/01/2010	Active	34	0	2	-2	-5.56%	36	8	0		None	P,S,T,M,VP SC	24+			
58994	ESCHBORN	01/15/1997	Active	25	0	0	0	0.00%	25		1		None	P,S,T,M,VP SC	N/A			
105082	ESCHBORN WESTERBACH	03/26/2009	Active	30	0	0	0	0.00%	30		0		None	P,S,T,M,VP SC	24+			
21733	ESCHWEGE	06/20/1970	Active	44	2	1	1	2.33%	43	14	0			N SC	24+			
64528	ESCHWEGE-WERRATAL	06/30/2001	Active	39	3	0	3	8.33%	36		6		None	P,S,T,M,VP SC	N/A			
21734	FRANKENBERG-EDER	08/14/1972	Active	39	2	1	1	2.63%	38	38	2		None	P,S,T,M,VP SC	N/A			
60028	FRANKFURT ALTE OPER	10/24/1997	Active	47	0	0	0	0.00%	46		0		None	P,S,T,M,VP SC	N/A			
37705	FRANKFURT AM LEONHARDSBRUNN	11/19/1979	Active	35	1	1	0	0.00%	35	9	0		None	P,S,T,M,VP SC	24+			
21736	FRANKFURT AM MAIN	06/03/1954	Active	49	1	1	0	0.00%	50	7	0		None	P,S,T,M,VP SC	24+			
57614	FRANKFURT COSMOPOLITAN	12/18/1995	Active	30	3	2	1	3.45%	29	14	0		None	P,S,T,M,VP SC	24+			
61350	FRANKFURT ESCHENHEIMER TURM	12/16/1998	Active	31	0	1	-1	-3.13%	32	2	1		None	P,S,T,M,VP SC	24+			
32020	FRANKFURT FLUGHAFEN	04/06/1976	Active	23	2	0	2	9.52%	22		0		None	P,S,T,M,VP SC	N/R			
21737	FRANKFURT GOETHESTADT	03/30/1962	Active	20	1	2	-1	-4.76%	21	35	1		None	P,S,T,M,VP SC	24+			
102949	FRANKFURT HESSISCHER LOEWE	06/27/2008	Active	21	0	0	0	0.00%	21		0		None	P,S,T,M,VP SC	N/A			
84672	FRANKFURT MAIN SKYLINE	01/07/2005	Active	21	0	3	-3	-12.50%	23	13	1		None	P,S,T,M,VP SC	24+			
38478	FRANKFURT MAINMETROPOLE	05/30/1980	Active	30	2	0	2	7.14%	29		1			S,T,M,VP,SC	N/A			
58056	FRANKFURT MUSEUMSUFER	03/29/1996	Active	25	1	0	1	4.17%	24		1		None	P,S,T,M,VP SC	24+			
149703	Frankfurt- Neues Frankfurt	01/25/2022	Active	16	2	2	0	0.00%	21	7	1		None	P,S,T,M,VP SC	N/R			
108648	FRANKFURT OBERFORSTHAUS	06/17/2010	Active	20	1	0	1	5.26%	19		0		None	P,S,T,M,VP SC	N/A			




# Club Health Assessment for District 111MN through May 2025

			Status	Membership							Reports					Finance	LCIF
Club Number	Club Name	Charter Date		Current Member Count	YTD Members Added	YTD Members Dropped	YTD Net Growth	YTD Net Growth%	Member Count 12 Months Ago	Avg. length of service for dropped members	Months Since Last MMR ***	Yrs. Since Last Officer Report	President Rotation	Vice President Reported ****	Months Since Last Activity Report ***	Account Balance	Donations for current Fiscal Year
			Number of times on status quo within last two years	If below 15 members appears						If net loss is greater than 20% appears	If no report in 3 months appears in	When more than one year appears in	Number of repeat terms	Notes the officers that do not have an active	If no report at 12 months red		
76093	FRANKFURT PALMENGARTEN	06/30/2003	Active	31	1	3	-2	-6.06%	32	8	0		None	P,S,T,M,VP SC	24+	90+ Days	
21738	FRANKFURT PAULSKIRCHE	03/20/1968	Active	35	1	2	-1	-2.78%	36	16	2		None	P,S,T,M,VP SC	24+		
29773	FRANKFURT RHEIN-MAIN	08/30/1974	Active	36	2	3	-1	-2.70%	38	24	0		None	P,S,T,M,VP SC	N/A		
52900	FRANKFURT ROEMER	04/20/1992	Active	30	1	1	0	0.00%	30	3	3		None	P,S,T,M,VP SC	24+		
33371	FRIEDRICHSDORF-LIMES	02/07/1977	Active	28	0	2	-2	-6.67%	30	33	1		None	P,S,T,M,VP SC	N/A		
131911	Fritzlar-Chattengau	06/27/2017	Active	44	3	0	3	7.32%	42		2		None	P,S,T,M,VP SC	N/R		
21739	FULDA	12/07/1956	Active	59	1	1	0	0.00%	59	44	0		None	P,S,T,M,VP SC	N/A		
68881	FULDA BONIFATIUS	05/23/2003	Active	35	1	4	-3	-7.89%	38	13	2		None	P,S,T,M,VP SC	24+		
32238	GELNHAUSEN	05/18/1976	Active	23	1	5	-4	-14.81%	28	45	3		None	P,S,T,M,VP SC	24+		
21740	GIESSEN	05/13/1961	Active	46	3	2	1	2.22%	45	19	3		None	P,S,T,M,VP SC	24+		
29521	GIESSEN JUSTUS VON LIEBIG	06/28/1974	Active	24	0	2	-2	-7.69%	26	26	2		None	P,S,T,M,VP SC	24+	90+ Days	
108586	GIESSEN WILHELM CONRAD ROENTGEN	06/10/2010	Active	29	1	0	1	3.57%	28		2		None	P,S,T,M,VP SC	24+		
58586	GIESSEN-BURG GLEIBERG	07/03/1996	Active	42	0	0	0	0.00%	42		6		None	P,S,T,M,VP SC	24+		
130242	Haiger	02/28/2017	Active	29	0	0	0	0.00%	29		2		None	P,S,T,M,VP SC	N/A		
21742	HANAU	08/11/1960	Active	41	1	0	1	2.50%	40		1		None	P,S,T,M,VP SC	N/A		
141073	Hanau Am Limes	03/10/2020	Active	21	3	0	3	16.67%	19		0		None	P,S,T,M,VP SC	N/R		
54676	HANAU BRUEDER GRIMM	06/29/1993	Active	35	2	0	2	6.06%	33		0		None	P,S,T,M,VP SC	24+		
64878	Hanau-Schloss Philippsruhe	12/26/2001	Active	20	2	3	-1	-4.76%	21	14	0		None	P,S,T,M,VP SC	N/A		
21743	HANNOVERSCH MUENDEN	03/25/1960	Active	28	1	0	1	3.70%	26		0		None	P,S,T,M,VP SC	N/A		
55657	HATTERSHEIM-KRIFTEL	05/02/1994	Active	24	2	2	0	0.00%	24	31	0		None	P,S,T,M,VP SC	N/A		
40902	HERBORN	02/03/1982	Active	15	0	0	0	0.00%	15		10		None	P,S,T,M,VP SC	24+	90+ Days	
127650	Herborn-Schloss	05/26/2016	Active	14	1	6	-5	-26.32%	19	8	0		None	P,S,T,M,VP SC	24+		
62298	HESSISCH LICHTENAU	08/10/1999	Active	18	1	1	0	0.00%	19	12	0		None	P,S,T,M,VP SC	N/A		
44181	HOCHHEIM-FLÖRSHEIM	07/23/1984	Active	44	0	1	-1	-2.22%	44	10	1		None	P,S,T,M,VP SC	24+		




# Club Health Assessment for District 111MN through May 2025

			Status	Membership							Reports					Finance		LCIF
Club Number	Club Name	Charter Date		Current Member Count	YTD Members Added	YTD Members Dropped	YTD Net Growth	YTD Net Growth%	Member Count 12 Months Ago	Avg. length of service for dropped members	Months Since Last MMR ***	Yrs. Since Last Officer Report	President Rotation	Vice President Reported ****	Months Since Last Activity Report ***	Account Balance	Donations for current Fiscal Year	
			Number of times on status quo within last two years	If below 15 members appears				If net loss is greater than 20% appears			If no report in 3 months appears in	When more than one year appears in	Number of repeat terms	Notes the officers that do not have an active	If no report at 12 months red			
21744	HÖCHST MAIN-TAUNUS	09/29/1970	Active	18	1	1	0	0.00%	19	5	0		None	P,S,T,M,VP SC	N/A			
34044	HOCHTAUNUS	06/17/1977	Active	26	0	2	-2	-7.14%	28	42	4		None	P,S,T,M,VP SC	24+			
	Exc Award (06/30/2023)																	
21745	HOFGEISMAR	12/12/1961	Active	30	0	0	0	0.00%	30		0		None	P,S,T,M,VP SC	24+			
37706	HOFHEIM AM TAUNUS	11/26/1979	Active	28	1	0	1	3.70%	27		6		None	P,S,T,M,VP SC	N/A			
52862	HOFHEIM RHEIN-MAIN	04/13/1992	Active	14	1	2	-1	-6.67%	15	16	0		None	P,S,T,M,VP SC	N/A			
66544	HOMBERG EFZE	08/13/2002	Active	41	0	0	0	0.00%	40		0		None	P,S,T,M,VP SC	24+		\$500.00	
42089	HUENFELD	12/29/1982	Active	52	1	0	1	1.96%	51		0		None	P,S,T,M,VP SC	24+			
21749	IDSTEIN	01/19/1971	Active	40	1	1	0	0.00%	40	3	2		None	P,S,T,M,VP SC	24+			
	Exc Award (06/30/2018)																	
21751	KASSEL	06/09/1955	Active	32	0	2	-2	-5.88%	34	26	2		None	P,S,T,M,VP SC	N/A			
21752	KASSEL BRUEDER GRIMM	04/24/1970	Active	39	3	1	2	5.41%	37	3	2		None	P,S,T,M,VP SC	24+			
97384	KASSEL HERKULES	06/26/2006	Active	39	3	3	0	0.00%	38	12	1			S,T,M,VP,SC	N/A			
33109	KASSEL KURHESSEN	12/13/1976	Active	36	0	1	-1	-2.70%	37	32	1		None	P,S,T,M,VP SC	24+			
82976	KASSEL WILHELMSHOEHE	06/30/2004	Active	37	1	1	0	0.00%	38	4	0		None	P,S,T,M,VP SC	24+			
49646	KELKHEIM TS	06/27/1989	Active	32	0	1	-1	-3.03%	33	2	0		None	P,S,T,M,VP SC	24+			
21754	KOENIGSTEIN	04/05/1963	Active	43	3	1	2	4.88%	41	37	0		None	P,S,T,M,VP SC	N/A			
82990	KOENIGSTEIN BURG	06/30/2004	Active	40	1	0	1	2.56%	40		0		None	P,S,T,M,VP SC	N/A			
21755	KORBACH AROLSSEN	02/29/1972	Active	37	0	0	0	0.00%	37		0		None	P,S,T,M,VP SC	N/A			
98250	KORBACH WALDECKER LAND	01/08/2007	Active	32	3	2	1	3.23%	31	7	2		None	P,S,T,M,VP SC	N/A			
42828	KRONBERG IM TAUNUS	06/30/1983	Active	39	0	1	-1	-2.50%	40	1	2		None	P,S,T,M,VP SC	N/A			
	Exc Award (06/30/2023)																	
57977	LANGEN	03/13/1996	Active	19	1	0	1	5.56%	16		0		None	P,S,T,M,VP SC	N/A		\$40.00	
21758	LAUBACH	09/12/1972	Active	26	4	1	3	13.04%	23	6	0		None	P,S,T,M,VP SC	24+	90+ Days		
41997	LAUTERBACH VOGELSBERG	11/09/1982	Active	38	1	5	-4	-9.52%	42	33	0		None	P,S,T,M,VP SC	24+	90+ Days		



# Club Health Assessment for District 111MN through May 2025

			Status	Membership							Reports					Finance		LCIF
Club Number	Club Name	Charter Date		Current Member Count	YTD Members Added	YTD Members Dropped	YTD Net Growth	YTD Net Growth%	Member Count 12 Months Ago	Avg. length of service for dropped members	Months Since Last MMR ***	Yrs. Since Last Officer Report	President Rotation	Vice President Reported ****	Months Since Last Activity Report ***	Account Balance	Donations for current Fiscal Year	
			Number of times on status quo within last two years	If below 15 members appears					If net loss is greater than 20% appears			If no report in 3 months appears in	When more than one year appears in	Number of repeat terms	Notes the officers that do not have an active	If no report at 12 months appears in red		
110758	LIMBURG GOLDENER GRUND	04/11/2011	Active	24	2	1	1	4.35%	23	14	0		None	P,S,T,M,VP SC	N/A	90+ Days		
45297	LIMBURG MITTELLAHN	07/26/1985	Active	43	1	1	0	0.00%	43	39	0		None	P,S,T,M,VP SC	N/A			
59514	LIMBURG NASSAU	05/12/1997	Active	32	2	1	1	3.23%	31	27	1		None	P,S,T,M,VP SC	24+			
118725	LIMBURG-DOMSTADT	02/14/2013	Active	38	1	0	1	2.70%	37		8		None	P,S,T,M,VP SC	N/R			
110319	MAIN KINZIG INTERKONTINENTAL	02/14/2011	Active	27	1	2	-1	-3.57%	28	13	1		None	P,S,T,M,VP SC	24+			
148100	Main-Kinzig Barbarossa	10/18/2021	Active	15	0	0	0	0.00%	19		11		None	P,S,T,M,VP SC	N/R			
58064	MAINTAL	03/29/1996	Active	26	0	0	0	0.00%	27		3		None	P,S,T,M,VP SC	N/A			
21763	MARBURG	12/08/1960	Active	42	0	0	0	0.00%	43		1		None	P,S,T,M,VP SC	N/A			
98629	MARBURG ELISABETH VON THUERINGEN	02/23/2007	Active	30	2	0	2	7.14%	28		0		None	P,S,T,M,VP SC	24+			
21764	MELSUNGEN	09/10/1965	Active	43	1	0	1	2.38%	42		2		None	P,S,T,M,VP SC	24+			
Exc Award (06/30/2023)																		
99722	MOERFELDEN WALLDORF	06/27/2007	Active	29	5	1	4	16.00%	25	16	0		None	P,S,T,M,VP SC	N/A	90+ Days	\$50.00	
60604	MUEHLHEIM AM MAIN	04/03/1998	Active	25	1	1	0	0.00%	23	13	3		None	P,S,T,M,VP SC	24+			
35607	NEU ISENBURG	05/05/1978	Active	35	3	1	2	6.06%	34	47	2		None	P,S,T,M,VP SC	N/A	90+ Days		
97385	NIDDERAU	06/26/2006	Active	21	0	1	-1	-4.55%	22	14	6		None	P,T,M,VP,SC	N/A			
60798	NIEDERNHAUSEN	05/21/1998	Active	19	2	0	2	11.76%	17		0		None	P,S,T,M,VP SC	24+			
Exc Award (06/30/2023)																		
21770	OBERURSEL	07/14/1970	Active	32	0	0	0	0.00%	32		0		None	P,S,T,M,VP SC	N/A			
99836	OBERURSEL SCHILLERTURM	06/29/2007	Active	22	2	0	2	10.00%	20		2		None	P,S,T,M,VP SC	24+			
21772	OFFENBACH	02/03/1959	Active	46	2	1	1	2.22%	45	18	1		None	P,S,T,M,VP SC	24+			
47882	OFFENBACH AM MAIN LEDERSTADT	11/18/1987	Active	41	0	1	-1	-2.38%	40	36	3		None	P,S,T,M,VP SC	N/R			
82905	OFFENBACH RHEIN MAIN	06/29/2004	Active	32	0	0	0	0.00%	32		1		None	P,S,T,M,VP SC	24+			
21774	RHEINGAU	06/26/1961	Active	46	0	1	-1	-2.13%	47	53	3		None	P,S,T,M,VP SC	24+			
45923	RODGAU ROEDERMARK	03/11/1986	Active	21	0	1	-1	-4.55%	22	3	2		None	P,S,T,M,VP SC	24+			




# Club Health Assessment for District 111MN through May 2025

			Status	Membership							Reports					Finance	LCIF
Club Number	Club Name	Charter Date		Current Member Count	YTD Members Added	YTD Members Dropped	YTD Net Growth	YTD Net Growth%	Member Count 12 Months Ago	Avg. length of service for dropped members	Months Since Last MMR ***	Yrs. Since Last Officer Report	President Rotation	Vice President Reported ****	Months Since Last Activity Report ***	Account Balance	Donations for current Fiscal Year
			Number of times on status quo within last two years	If below 15 members appears	If net loss is greater than 20% appears					If no report in 3 months appears in	When more than one year appears in	Number of repeat terms	Notes the officers that do not have an active	If no report at 12 months appears in red			
39903	SCHLUECHTERN BERGWINKEL	05/22/1981	Active	36	1	1	0	0.00%	36	32	0		None	P,S,T,M,VP SC	24+	90+ Days	
60854	SCHWALM EDER BORKEN	06/02/1998	Active	16	0	2	-2	-11.11%	18	9	2		None	P,S,T,M,VP SC	N/A		
28155	SCHWALMSTADT	03/18/1974	Active	35	0	1	-1	-2.78%	36	31	11		None	P,S,T,M,VP SC	24+		
34126	SELIGENSTADT	06/16/1977	Active	31	1	1	0	0.00%	29	10	0		None	P,S,T,M,VP SC	N/A		
55768	SULZBACH AM TAUNUS	05/25/1994	Active	34	0	3	-3	-8.11%	37	17	2		None	P,S,T,M,VP SC	24+		
49351	UNTERTAUNUS	03/30/1989	Active	32	1	1	0	0.00%	32	35	0		None	P,S,T,M,VP SC	24+		
42689	USINGEN SAALBURG	05/09/1983	Active	27	2	3	-1	-3.57%	27	30	0		None	P,S,T,M,VP SC	N/A		
39068	VORTAUNUS	11/18/1980	Active	29	1	1	0	0.00%	29	14	1		None	P,S,T,M,VP SC	24+		
21786	WEILBURG LAHN	01/05/1972	Active	33	1	2	-1	-2.94%	35	34	0		None	P,S,T,M,VP SC	24+		
44872	WETTERAU	04/04/1985	Active	23	0	0	0	0.00%	23		3		None	P,S,T,M,VP SC	24+		
21790	WETZLAR	05/02/1970	Active	47	5	0	5	11.90%	42		0		None	P,S,T,M,VP SC	24+		
101153	WETZLAR CHARLOTTE BUFF	02/06/2008	Active	22	0	1	-1	-4.35%	26	14	0		None	P,S,T,M,VP SC	N/A		
40160	WETZLAR SOLMS	06/26/1981	Active	40	4	0	4	11.11%	36		4		None	P,S,T,M,VP SC	24+		
21787	WIESBADEN	11/27/1954	Active	45	0	1	-1	-2.17%	46	8	0		None	P,S,T,M,VP SC	24+		
68956	WIESBADEN AN DEN QUELLEN	06/11/2003	Active	39	0	0	0	0.00%	39		0		None	P,S,T,M,VP SC	24+		
46856	WIESBADEN DREI LILIEN	01/29/1987	Active	36	0	4	-4	-10.00%	38	25	1		None	P,S,T,M,VP SC	24+		
55433	WIESBADEN KOCHBRUNNEN	03/21/1994	Active	41	0	2	-2	-4.65%	44	23	0		None	P,S,T,M,VP SC	24+		
128975	Wiesbaden Kurpark	11/18/2016	Active	33	1	0	1	3.13%	32		0		None	P,S,T,M,VP SC	24+		
21788	WIESBADEN MATTIACUM	06/13/1963	Active	16	3	1	2	14.29%	14	27	1		None	P,S,T,M,VP SC	24+		
21789	WIESBADEN NEROBERG	10/05/1973	Active	41	0	0	0	0.00%	41		1		None	P,S,T,M,VP SC	N/A		
124925	Wiesbaden Oranien	06/04/2015	Active	19	1	0	1	5.56%	18		1		None	P,S,T,M,VP SC	24+		
138769	Wildeck	06/30/2019	Active	18	1	1	0	0.00%	17	6	0		None	P,S,T,M,VP SC	24+		
44654	WOLFHAGEN	02/01/1985	Active	33	1	1	0	0.00%	33	40	1		None	P,S,T,M,VP SC	N/A		



# Club Health Assessment for District 111MN through May 2025

			Status	Membership							Reports					Finance	LCIF
Club Number	Club Name	Charter Date		Current Member Count	YTD Members Added	YTD Members Dropped	YTD Net Growth	YTD Net Growth%	Member Count 12 Months Ago	Avg. length of service for dropped members	Months Since Last MMR ***	Yrs. Since Last Officer Report	President Rotation	Vice President Reported ****	Months Since Last Activity Report ***	Account Balance	Donations for current Fiscal Year
			Number of times on status quo within last two years	If below 15 members appears				If net loss is greater than 20% appears			If no report in 3 months appears in	When more than one year appears in	Number of repeat terms	Notes the officers that do not have an active	If no report at 12 months appears in red		

Clubs Cancelled Previous Fiscal Year – Clubs Cancelled within last 12 months may be reinstated

Club Number	Club Name	Charter Date	Current Status*	Cancellation Date
132075	Frankfurt - Goldene Bulle	06/30/2017	Cancelled(7*)	04/29/2024

Current Total Clubs Count	YTD New Clubs Count	YTD Cancelled Clubs Count	YTD Net Club Gain	Current Total Members Count	YTD Add	YTD Drop	YTD Net Growth	YTD Net Growth %	Member Count 12 Months Ago	Average Member Count Per Club	% of Clubs with less than 20 members	% No MMR in 3 Months	% No Officer Report in 12 Months	% of Clubs with balance 90+ days	Number of Clubs in Status Quo	% Status Quo Clubs in Financial Suspension	Number of Cancelled Clubs	Average Cancelled Club Age	Members Lost Due to Cancellation	% of Clubs Cancelled for Non-Financial Reasons
134	0	1	-1	4,235	160	163	-3	-0.07%	4,243	32	11%	16%	0%	7%	0	0%	1	32	10	0%

\* - P - Priority Club. Cancellation Reasons: 1-Objectives/conduct, 2-Non-active club, 5-Non-existing club, 6-Disbanding, 7-Merger, 8-Financial Suspension, 9-District/Multiple District Dues.

\*\* - Abbreviation: P-President, S-Secretary, T-Treasurer, M-Member Chairperson, VP-First Vice President, MC-Communications Chairperson, SC-Service Chairperson


\*\*\* - Abbreviation: N/R - Never reported using the Lions Clubs website, N/A - Not applicable, No password registered for the Lions Clubs website.

\*\*\*\* - Abbreviation: N - New, IP - Immediate Past, R - Repeat.






# Club Health Assessment for District 111MS through May 2025

			Status	Membership							Reports					Finance		LCIF
Club Number	Club Name	Charter Date		Current Member Count	YTD Members Added	YTD Members Dropped	YTD Net Growth	YTD Net Growth%	Member Count 12 Months Ago	Avg. length of service for dropped members	Months Since Last MMR ***	Yrs. Since Last Officer Report	President Rotation	Vice President Reported ****	Months Since Last Activity Report ***	Account Balance	Donations for current Fiscal Year	
			Number of times on status quo within last two years	If below 15 members appears				If net loss is greater than 20% appears			If no report in 3 months appears in	When more than one year appears in	Number of repeat terms	Notes the officers that do not have an active	If no report at 12 months red			
Clubs less than two years old																		
177952	Limburgerhof	11/09/2024	Active	33	37	4	33	100.00%	0	0	0		None	P,S,T,VP,SC	N/A	90+ Days		
156742	Trier Campus	12/04/2023	Status Quo(2)	19	0	0	0	0.00%	20		11			VP,SC	N/R	90+ Days		
Clubs more than two years old																		
21715	ALZEY	05/23/1971	Active	44	2	0	2	4.76%	42		0		None	P,S,T,M,VP SC	24+			
21713	ANNWEILER	12/18/1969	Active	25	0	0	0	0.00%	25		7		None	P,S,T,M,VP SC	N/A			
42090	BAD BERGZABERN	12/01/1982	Active	35	0	2	-2	-5.41%	37	38	9		None	P,S,T,M,VP SC	N/A			
21716	BAD DUERKHEIM	01/18/1963	Active	46	0	0	0	0.00%	45		5		None	P,S,T,M,VP SC	N/A			
21717	BAD EMS	02/11/1970	Active	29	1	1	0	0.00%	29	7	4		None	P,S,T,M,VP SC	24+			
21720	BAD KREUZNACH	05/14/1957	Active	53	0	1	-1	-1.85%	55	39	0		None	P,S,T,M,VP SC	N/A			
21722	BAD NEUENAH	05/28/1957	Active	46	1	1	0	0.00%	46	48	2		None	P,S,T,M,VP SC	N/A			
21726	BERGSTRASSE	06/05/1961	Active	46	2	2	0	0.00%	46	36	2		None	P,S,T,M,VP SC	N/A			
39437	BINGEN AM RHEIN	02/24/1981	Active	37	4	1	3	8.82%	34	43	0		None	P,S,T,M,VP SC	N/A			
29228	BIRKENFELD	04/26/1974	Active	34	4	1	3	9.68%	31	13	1		None	P,S,T,M,VP SC	24+			
110534	BISCHOFSEIM MAINSPITZE	03/09/2011	Active	19	0	1	-1	-5.00%	20	2	0		None	P,S,T,M,VP SC	24+		\$100.00	
Exc Award (06/30/2023, 06/30/2024)																		
115677	BITBURG BEDA	12/07/2011	Active	34	2	0	2	6.25%	32		0		None	P,S,T,M,VP SC	24+			
47231	BITBURG-PRUEM	04/20/1987	Active	46	0	1	-1	-2.13%	47	34	0		None	P,S,T,M,VP SC	24+			
21728	COCHEM MOSEL	05/10/1968	Active	40	2	2	0	0.00%	40	26	0		None	P,S,T,M,VP SC	N/A	90+ Days		
21729	DARMSTADT	01/12/1956	Active	41	1	0	1	2.50%	40		7		None	P,S,T,M,VP SC	24+			
43776	DARMSTADT CASTRUM	04/10/1984	Active	44	6	3	3	7.32%	42	19	0		None	P,S,T,M,VP SC	24+			
78257	DARMSTADT JUSTUS VON LIEBIG	02/04/2004	Active	39	2	1	1	2.63%	38	24	0		None	P,S,T,M,VP SC	24+			
55920	DARMSTADT LOUISE BUECHNER	06/30/1994	Active	34	1	0	1	3.03%	33		0			M,VP,SC	N/A			
32867	DARMSTADT-MATHILDENHOE HE	10/27/1976	Active	31	1	1	0	0.00%	31	17	0		None	P,S,T,M,VP SC	24+			






# Club Health Assessment for District 111MS through May 2025

			Status	Membership							Reports					Finance		LCIF
Club Number	Club Name	Charter Date		Current Member Count	YTD Members Added	YTD Members Dropped	YTD Net Growth	YTD Net Growth%	Member Count 12 Months Ago	Avg. length of service for dropped members	Months Since Last MMR ***	Yrs. Since Last Officer Report	President Rotation	Vice President Reported ****	Months Since Last Activity Report ***	Account Balance	Donations for current Fiscal Year	
			Number of times on status quo within last two years	If below 15 members appears					If net loss is greater than 20% appears			If no report in 3 months appears in	When more than one year appears in	Number of repeat terms	Notes the officers that do not have an active	If no report at 12 months appears in red		
21730	DAUN Exc Award (06/30/2024)	12/11/1973	Active	25	2	1	1	4.17%	23	43	1		None	P,S,T,M,VP SC	N/A	90+ Days		
29311	DEIDESHEIM	05/03/1974	Active	34	3	2	1	3.03%	33	26	0		None	P,S,T,M,VP SC	24+			
115294	DIEBLICH	10/14/2011	Active	33	0	1	-1	-2.94%	34	13	0		None	P,S,T,M,VP SC	24+			
119605	Dieburger Land	06/10/2013	Active	19	0	0	0	0.00%	19		3		None	P,S,T,M,VP SC	24+			
21731	DIEZ	08/25/1966	Active	32	3	0	3	10.34%	29		0		None	P,S,T,M,VP SC	N/A			
138435	Diez Oranien	06/18/2019	Active	25	0	0	0	0.00%	25		3		None	P,S,T,M,VP SC	24+			
116125	DILLINGEN/SAAR Exc Award (06/30/2023)	02/21/2012	Active	24	2	7	-5	-17.24%	29	6	1		None	P,S,T,M,VP SC	24+			
35396	DONNERSBERG	04/26/1978	Active	40	2	0	2	5.26%	38		0		None	P,S,T,M,VP SC	24+			
60833	EDENKOBEN-SCHLOSS VILLA LUDWIGSHOEHE	06/04/1998	Active	29	0	0	0	0.00%	29		5		None	P,S,T,M,VP SC	N/A			
21735	FRANKENTHAL	06/09/1970	Active	42	1	2	-1	-2.33%	43	35	2		None	P,S,T,M,VP SC	N/A			
58518	FREINSHEIM	06/25/1996	Active	33	0	1	-1	-2.94%	34	23	0		None	P,S,T,M,VP SC	24+			
41998	GERMERSHEIM	11/30/1982	Active	28	1	3	-2	-6.67%	30	31	1		None	P,S,T,M,VP SC	N/A			
50842	GROSS-GERAU	07/05/1990	Active	16	1	0	1	6.67%	15		9		None	P,S,T,M,VP SC	N/R			
32868	GROSS-UMSTADT Exc Award (06/30/2018)	10/27/1976	Active	25	2	2	0	0.00%	27	48	2		None	P,S,T,M,VP SC	24+	90+ Days	\$100.00	
21741	GRUENSTADT	12/11/1972	Active	38	2	1	1	2.70%	36	31	0		None	P,S,T,M,VP SC	24+			
37522	HASSLOCH/PFALZ	09/17/1979	Active	35	1	1	0	0.00%	35	5	0		None	P,S,T,M,VP SC	24+			
33372	HEPPENHEIM Exc Award (06/30/2023)	02/07/1977	Active	34	2	1	1	3.03%	35	13	2		None	P,S,T,M,VP SC	24+			
63737	HERXHEIM LANDAU Exc Award (06/30/2018)	11/30/2000	Active	31	1	3	-2	-6.06%	33	15	10		None	P,S,T,M,VP SC	N/A			
57817	HEUSWEILER	02/01/1996	Active	25	0	3	-3	-10.71%	28	29	3		None	P,S,T,M,VP SC	24+			
52492	HOCHWALD-HERMESKEIL	02/10/1992	Active	39	2	2	0	0.00%	39	11	0		None	P,S,T,M,VP SC	24+			
21746	HOMBURG	07/11/1963	Active	50	1	0	1	2.04%	49		7		None	P,S,T,M,VP SC	24+			



# Club Health Assessment for District 111MS through May 2025

			Status	Membership							Reports					Finance		LCIF
Club Number	Club Name	Charter Date		Current Member Count	YTD Members Added	YTD Members Dropped	YTD Net Growth	YTD Net Growth%	Member Count 12 Months Ago	Avg. length of service for dropped members	Months Since Last MMR ***	Yrs. Since Last Officer Report	President Rotation	Vice President Reported ****	Months Since Last Activity Report ***	Account Balance	Donations for current Fiscal Year	
			Number of times on status quo within last two years	If below 15 members appears				If net loss is greater than 20% appears			If no report in 3 months appears in	When more than one year appears in	Number of repeat terms	Notes the officers that do not have an active	If no report at 12 months appears in red			
46192	HOMBURG SAAR PFALZ	05/12/1986	Active	35	1	0	1	2.94%	34		0		None	P,S,T,M,VP SC	24+	90+ Days		
21747	HUNSRUECK	10/21/1965	Active	48	3	1	2	4.35%	46	44	0		None	P,S,T,M,VP SC	N/A			
21748	IDAR OBERSTEIN	04/25/1962	Active	49	2	0	2	4.26%	47		0		None	P,S,T,M,VP SC	24+			
45924	INGELHEIM	03/11/1986	Active	46	1	3	-2	-4.17%	46	27	1		None	P,S,T,M,VP SC	N/A			
21750	KAISERSLAUTERN	05/14/1957	Active	49	2	1	1	2.08%	49	12	2		None	P,S,T,M,VP SC	N/A		90+ Days	
116742	KAISERSLAUTERN-LUTRA	05/02/2012	Active	37	4	0	4	12.12%	33		0		None	P,S,T,M,VP SC	N/A			
31633	KIRN-MITTLERE NAHE	01/27/1976	Active	39	1	1	0	0.00%	39	10	3		None	P,S,T,M,VP SC	24+			
21753	KOBLENZ	12/05/1955	Active	52	0	4	-4	-7.14%	56	13	0			N SC	24+			
51482	KOBLENZ RHEIN/MOSEL	03/27/1991	Active	48	2	0	2	4.35%	46		0		None	P,S,T,M,VP SC	24+			
97913	KOBLENZ SOPHIE VON LA ROCHE	10/30/2006	Active	39	0	1	-1	-2.50%	40	10	0		None	P,S,T,M,VP SC	N/A			
66914	KUSEL	12/06/2002	Active	31	1	2	-1	-3.13%	32	22	1		None	P,S,T,M,VP SC	24+			
Exc Award (06/30/2018, 06/30/2023)																		
55751	LAACHER SEE	05/19/1994	Active	26	0	1	-1	-3.70%	27	10	0		None	P,S,T,M,VP SC	24+			
21756	LAMPERTHEIM	06/30/1972	Active	37	0	0	0	0.00%	37		1		None	P,S,T,M,VP SC	24+			
21757	LANDAU	04/10/1970	Active	36	0	0	0	0.00%	36		2		None	P,S,T,M,VP SC	24+			
148911	Landau-Südpfalz	11/09/2021	Active	24	1	0	1	4.35%	23		1		None	P,S,T,M,VP SC	N/R			
50957	LANDSTUHL PFALZ	09/24/1990	Active	23	0	2	-2	-8.00%	27	34	6		None	P,S,T,M,VP SC	24+			
47991	LEBACH	12/30/1987	Active	37	1	2	-1	-2.63%	38	27	1		None	P,S,T,M,VP SC	24+			
21759	LUDWIGSHAFEN	07/03/1956	Active	42	0	1	-1	-2.33%	43	38	6		None	P,S,T,M,VP SC	N/A			
21760	LUDWIGSHAFEN KURPFALZ	06/23/1970	Active	35	3	3	0	0.00%	35	36	0		None	P,S,T,M,VP SC	N/R			
51069	LUDWIGSHAFEN TOR ZUR PFALZ	11/20/1990	Active	38	1	1	0	0.00%	38	34	1		None	P,S,T,M,VP SC	24+			
21761	MAINZ	11/23/1954	Active	24	0	1	-1	-4.00%	25	53	0		None	P,S,T,M,VP SC	24+			
21762	MAINZ GUTENBERG	01/22/1973	Active	43	1	0	1	2.38%	41		3		None	P,S,T,M,VP SC	N/A	90+ Days		
153017	Mainz-Rising	11/15/2022	Active	22	2	4	-2	-8.33%	24	2	1		None	P,S,T,M,VP SC	N/A			
40654	MAINZ-SCHOENBORN	12/14/1981	Active	32	1	3	-2	-5.88%	34	32	0		None	P,S,T,M,VP SC	N/A			




# Club Health Assessment for District 111MS through May 2025

			Status	Membership							Reports					Finance		LCIF
Club Number	Club Name	Charter Date		Current Member Count	YTD Members Added	YTD Members Dropped	YTD Net Growth	YTD Net Growth%	Member Count 12 Months Ago	Avg. length of service for dropped members	Months Since Last MMR ***	Yrs. Since Last Officer Report	President Rotation	Vice President Reported ****	Months Since Last Activity Report ***	Account Balance	Donations for current Fiscal Year	
			Number of times on status quo within last two years	If below 15 members appears					If net loss is greater than 20% appears			If no report in 3 months appears in	When more than one year appears in	Number of repeat terms	Notes the officers that do not have an active	If no report at 12 months appears in red		
31045	MAYEN	06/30/1975	Active	22	2	1	1	4.76%	21	50	2		None	P,S,T,M,VP SC	24+	90+ Days		
33734	MERZIG/SAAR	04/13/1977	Active	44	1	1	0	0.00%	44	47	6		None	P,S,T,M,VP SC	24+			
21765	MITTELMOSEL	06/01/1960	Active	31	1	2	-1	-3.13%	32	13	0		None	P,S,T,M,VP SC	N/A			
21767	MONTABAUER-HACHENBURG	04/25/1972	Active	22	1	2	-1	-4.35%	23	25	6		None	P,S,T,M,VP SC	N/A			
116530	MÜRLNBACH-BERTRADA	04/05/2012	Active	24	2	0	2	9.09%	23		1		None	P,S,T,M,VP SC	N/A			
Exc Award (06/30/2023)																		
21768	NEUSTADT WEINSTRASSE	05/14/1956	Active	47	4	0	4	9.30%	43		2		None	P,S,T,M,VP SC	24+			
Exc Award (06/30/2024)																		
21769	NEUWIED ANDERNACH	02/18/1963	Active	45	1	3	-2	-4.26%	47	4	2		None	P,S,T,M,VP SC	24+			
107824	NIEDER OLM	03/17/2010	Active	40	1	2	-1	-2.44%	40	11	0		None	P,S,T,M,VP SC	24+			
Exc Award (06/30/2019, 06/30/2023)																		
21771	ODENWALD	02/27/1964	Active	37	1	2	-1	-2.63%	38	27	1		None	P,S,T,M,VP SC	N/A			
Exc Award (06/30/2022, 06/30/2023)																		
60976	OFFENBACH IN DER SUEDPFALZ	06/26/1998	Active	25	0	0	0	0.00%	25		17		None	P,S,T,M,VP SC	24+			
45298	OPPENHEIM	07/15/1985	Active	35	3	0	3	9.38%	33		0		None	P,S,T,M,VP SC	24+			
21773	PIRMASENS	03/22/1957	Active	51	1	1	0	0.00%	51	40	2		None	P,S,T,M,VP SC	N/A			
Exc Award (06/30/2018)																		
108944	REMAGEN-UNKEL "MITTEL RHEIN"	08/05/2010	Active(1)	13	2	1	1	8.33%	12	0	1		None	P,S,T,M,VP SC	24+			
Exc Award (06/30/2018)																		
21775	RHEINGOLDSTRASSE	06/12/1972	Active	35	0	0	0	0.00%	35		2		None	P,S,T,M,VP SC	N/A			
120991	Rhein-Nahe	12/30/2013	Active	31	1	2	-1	-3.13%	32	9	0		None	P,S,T,M,VP SC	N/A			
107903	RIMBACH WESCHNITZTAL	03/25/2010	Active	27	0	0	0	0.00%	27		5		None	P,S,T,M,VP SC	24+			
21776	RÜSSELSHEIM	10/08/1962	Active	20	0	1	-1	-4.76%	21	29	3		None	P,S,T,M,VP SC	24+			
109106	RÜSSELSHEIM COSMOPOLITAN	08/20/2010	Active	34	0	0	0	0.00%	34		1		None	P,S,T,M,VP SC	24+			
21780	SAAR OST	03/12/1962	Active	32	1	1	0	0.00%	33	15	0		None	P,S,T,M,VP SC	24+			
21777	SAARBRUECKEN	04/19/1956	Active	42	0	2	-2	-4.55%	44	5	0		None	P,S,T,M,VP SC	N/A			



# Club Health Assessment for District 111MS through May 2025

			Status	Membership							Reports					Finance		LCIF
Club Number	Club Name	Charter Date		Current Member Count	YTD Members Added	YTD Members Dropped	YTD Net Growth	YTD Net Growth%	Member Count 12 Months Ago	Avg. length of service for dropped members	Months Since Last MMR ***	Yrs. Since Last Officer Report	President Rotation	Vice President Reported ****	Months Since Last Activity Report ***	Account Balance	Donations for current Fiscal Year	
			Number of times on status quo within last two years	If below 15 members appears				If net loss is greater than 20% appears			If no report in 3 months appears in	When more than one year appears in	Number of repeat terms	Notes the officers that do not have an active	If no report at 12 months appears in red			
55970	SAARBRUECKEN AM SCHLOSS	07/07/1994	Active	34	1	1	0	0.00%	36	23	0		None	P,S,T,M,VP SC	24+			
45599	SAARBRUECKEN HALBERG	12/02/1985	Active	34	3	1	2	6.25%	32	0	2		2	M,VP,SC	24+			
21778	SAARBRUECKEN ST JOHANN	01/13/1971	Active	42	1	0	1	2.44%	41		7		None	P,S,T,M,VP SC	N/A			
54231	SAARBURG	03/15/1993	Active	39	1	1	0	0.00%	40	18	1		None	P,S,T,M,VP SC	24+			
21779	SAARLOUIS	12/08/1959	Active	50	0	1	-1	-1.96%	50	34	2		3	M,VP,SC	24+			
Exc Award (06/30/2023)																		
133944	Saar-Nied	02/22/2018	Active	24	2	2	0	0.00%	24	7	0		None	P,S,T,M,VP SC	N/R			
122467	Saarschleife	06/20/2014	Active	18	0	1	-1	-5.26%	19	12	0		None	P,S,T,M,VP SC	24+			
54613	SCHIFFERSTADT GOLDENER HUT	06/17/1993	Active	35	2	1	1	2.94%	34	32	0		None	P,S,T,M,VP SC	24+			
44372	SEEHEIM A D BERGSTRASSE	11/12/1984	Active	31	1	4	-3	-8.82%	34	39	0		None	P,S,T,M,VP SC	N/A			
21782	SPEYER	04/22/1963	Active	60	1	1	0	0.00%	58	1	0		None	P,S,T,M,VP SC	N/A			
117987	SPEYER PALATINA	10/10/2012	Active	21	0	0	0	0.00%	21		10		None	P,S,T,M,VP SC	N/A			
21781	ST INGBERT	07/18/1958	Active	32	3	0	3	10.34%	30		1		None	P,S,T,M,VP SC	N/R			
57049	SUEDLICHE WEINSTRASSE	06/12/1995	Active	26	1	0	1	4.00%	25		1		None	P,S,T,M,VP SC	N/A			
21783	TRIER	01/10/1958	Active	60	2	2	0	0.00%	60	51	2		None	P,S,T,M,VP SC	24+			
Exc Award (06/30/2018)																		
57077	TRIER BASILIKA	06/19/1995	Active	35	5	3	2	6.06%	33	21	0		None	P,S,T,M,VP SC	24+			
48482	UEBERWALD-WESCHNITZTAL	04/27/1988	Active	22	1	0	1	4.76%	22		0		None	P,S,T,M,VP SC	24+			
42310	VALLENDAR	02/11/1983	Active	39	0	1	-1	-2.50%	40	9	1		None	P,S,T,M,VP SC	N/A			
97148	VALLENDAR WHU CAMPUS	05/17/2006	Active	45	2	2	0	0.00%	45	18	1		None	P,S,T,M,VP SC	24+			
21784	VIERNHEIM	07/11/1973	Active	33	0	2	-2	-5.71%	35	37	1		None	P,S,T,M,VP SC	N/A			
21785	VOELKLINGEN	06/27/1973	Active	38	0	1	-1	-2.56%	39	12	0		None	P,S,T,M,VP SC	N/A			
120998	Vulkaneifel	01/16/2014	Active	24	0	1	-1	-4.00%	25	6	0		None	P,S,T,M,VP SC	N/A			
58032	WACHENHEIM WEINSTRASSE	03/25/1996	Active	34	2	1	1	3.03%	31	29	0		None	P,S,T,M,VP SC	24+			



## Club Health Assessment for District 111MS through May 2025

			Membership								Reports					Finance		LCIF		
Club Number	Club Name	Charter Date		Current Member Count	YTD Members Added	YTD Members Dropped	YTD Net Growth	YTD Net Growth%	Member Count 12 Months Ago	Avg. length of service for dropped members	Months Since Last MMR ***	Yrs. Since Last Officer Report	President Rotation	Vice President Reported ****	Months Since Last Activity Report ***	Account Balance	Donations for current Fiscal Year			
			Number of times on status quo within last two years	If below 15 members appears			If net loss is greater than 20% appears				If no report in 3 months appears in	When more than one year appears in	Number of repeat terms	Notes the officers that do not have an active	If no report at 12 months appears in red					
21766	WEINHEIM	12/23/1971	Active	48	4	5	-1	-2.04%	50	25	1		None	P,S,T,M,VP SC	24+					
29547	WEINSTRASSE	06/28/1974	Active	39	0	2	-2	-4.88%	39	28	1		None	P,S,T,M,VP SC	N/A					
61092	WINNWEILER-NORDPFALZ	08/24/1998	Active	24	3	0	3	14.29%	21		0		None	P,S,T,M,VP SC	N/A					
44373	WITTLICH	11/12/1984	Active	36	0	4	-4	-10.00%	40	33	1		None	P,S,T,M,VP SC	N/A					
141479	Wittlich Lesura	04/21/2020	Active	27	2	0	2	8.00%	25		0		None	P,S,T,M,VP SC	N/R					
31669	WOERTH KANDEL	02/03/1976	Active	32	0	0	0	0.00%	32		2		None	P,S,T,M,VP SC	24+					
21791	WORMS	06/26/1969	Active	45	0	0	0	0.00%	45		5		None	P,S,T,M,VP SC	24+					
Exc Award (06/30/2024)																				
21792	ZWEIBRUECKEN	07/01/1957	Active	39	1	0	1	2.63%	38		5		None	P,S,T,M,VP SC	24+					
Current Total Clubs Count	YTD New Clubs Count	YTD Cancelled Clubs Count	YTD Net Club Gain	Current Total Members Count	YTD Add	YTD Drop	YTD Net Growth	YTD Net Growth %	Member Count 12 Months Ago	Average Member Count Per Club	% of Clubs with less than 20 members	% No MMR in 3 Months	% No Officer Report in 12 Months	% of Clubs with balance 90+ days	Number of Clubs in Status Quo	% Status Quo Clubs in Financial Suspension	Number of Cancelled Clubs	Average Cancelled Club Age	Members Lost Due to Cancellation	% of Clubs Cancelled for Non-Financial Reasons
116	1	0	1	4,047	179	141	38	0.95%	4,014	35	5%	22%	0%	8%	1	100%	0	0	0	0%

\* - P - Priority Club. Cancellation Reasons: 1-Objectives/conduct, 2-Non-active club, 5-Non-existing club, 6-Disbanding, 7-Merger, 8-Financial Suspension, 9-District/Multiple District Dues.

\*\* - Abbreviation: P-President, S-Secretary, T-Treasurer, M-Member Chairperson, VP-First Vice President, MC-Communications Chairperson, SC-Service Chairperson

\*\*\* - Abbreviation: N/R - Never reported using the Lions Clubs website, N/A - Not applicable, No password registered for the Lions Clubs website.

\*\*\*\* - Abbreviation: N - New, IP - Immediate Past, R - Repeat.



# Club Health Assessment for District 111NB through May 2025

			Status	Membership							Reports				Finance	LCIF	
Club Number	Club Name	Charter Date		Current Member Count	YTD Members Added	YTD Members Dropped	YTD Net Growth	YTD Net Growth%	Member Count 12 Months Ago	Avg. length of service for dropped members	Months Since Last MMR ***	Yrs. Since Last Officer Report	President Rotation	Vice President Reported ****	Months Since Last Activity Report ***	Account Balance	Donations for current Fiscal Year
			Number of times on status quo within last two years	If below 15 members appears					If net loss is greater than 20% appears			If no report in 3 months appears in	When more than one year appears in	Number of repeat terms	Notes the officers that do not have an active red	If no report at 12 months red	
Clubs less than two years old			Newly Chartered	29	29	0	29	100.00%	0		0		None	P,S,T,VP,SC	N/R	90+ Days	
Clubs more than two years old																	
21483	ACHIM	12/18/1973	Active	40	1	1	0	0.00%	40	36	2		None	P,S,T,M,VP SC	24+		
120635	Bassum Klosterbach-Delme	12/12/2013	Active	28	1	2	-1	-3.45%	28	7	0		None	P,S,T,M,VP SC	24+		
30281	BEDERKESA	02/19/1975	Active	43	1	1	0	0.00%	43	43	2		None	P,S,T,M,VP SC	N/A		
39069	BOHMETAL LC	11/26/1980	Active	34	1	2	-1	-2.86%	35	17	0		None	P,S,T,M,VP SC	N/A		
21488	BREMEN	06/06/1955	Active	33	1	2	-1	-2.94%	34	42	3		None	P,S,T,M,VP SC	24+		
84500	BREMEN AUGUSTE KIRCHHOFF	12/07/2004	Active	19	1	4	-3	-13.64%	22	9	0		None	P,S,T,M,VP SC	24+		
57585	BREMEN BREMER SCHLUESSEL	12/04/1995	Active	36	2	1	1	2.86%	35	34	1		None	P,S,T,M,VP SC	24+		
55071	BREMEN BREMER-SUEDEN	11/29/1993	Active	23	1	0	1	4.55%	22		8		None	P,S,T,M,VP SC	24+		
48551	BREMEN BUTEN UN BINNEN	05/04/1988	Active	23	1	0	1	4.55%	22		0		None	P,S,T,M,VP SC	24+		
121148	Bremen Cosmopolitan	01/15/2014	Active	24	3	3	0	0.00%	23	5	2		None	P,S,T,M,VP SC	24+		
21489	BREMEN HANSE	07/10/1967	Active	26	0	6	-6	-18.75%	32	23	0		None	P,S,T,M,VP SC	N/A		
82978	BREMEN LESMONA	06/30/2004	Active	19	1	0	1	5.56%	18		0		None	P,S,T,M,VP SC	24+		
30972	BREMEN ROLAND	06/30/1975	Active	37	0	3	-3	-7.50%	40	41	2		None	P,S,T,M,VP SC	N/R		
21490	BREMEN UNTERWESER	12/14/1964	Active	26	0	1	-1	-3.70%	27	35	1		None	P,S,T,M,VP SC	24+		
101408	BREMEN WILHELM OLBERS	02/28/2008	Active	20	0	5	-5	-20.00%	25	13	4		None	P,S,T,M,VP SC	24+		
34127	BREMEN WUMME	06/17/1977	Active	34	0	3	-3	-8.11%	38	2	1		None	P,S,T,M,VP SC	N/A		
Exc Award (06/30/2023)																	
62420	BREMEN-GRAEFIN EMMA	10/13/1999	Active	15	0	2	-2	-11.76%	17	17	3		None	P,S,T,M,VP SC	24+		
35796	BREMER SCHWEIZ	06/12/1978	Active	31	0	1	-1	-3.13%	33	22	1		None	P,S,T,M,VP SC	24+		
152837	Bremer Westen	11/03/2022	Active	13	0	1	-1	-7.14%	15	1	1		None	P,S,T,M,VP SC	18		
21491	BREMERHAVEN	08/27/1962	Active	44	0	1	-1	-2.22%	45	35	6		None	P,S,T,M,VP SC	N/A		



# Club Health Assessment for District 111NB through May 2025

			Status	Membership							Reports					Finance		LCIF
Club Number	Club Name	Charter Date		Current Member Count	YTD Members Added	YTD Members Dropped	YTD Net Growth	YTD Net Growth%	Member Count 12 Months Ago	Avg. length of service for dropped members	Months Since Last MMR ***	Yrs. Since Last Officer Report	President Rotation	Vice President Reported ****	Months Since Last Activity Report ***	Account Balance	Donations for current Fiscal Year	
			Number of times on status quo within last two years	If below 15 members appears				If net loss is greater than 20% appears			If no report in 3 months appears in	When more than one year appears in	Number of repeat terms	Notes the officers that do not have an active	If no report at 12 months red			
37077	BREMERHAVEN CARLSBURG	05/17/1979	Active	36	0	1	-1	-2.70%	37	35	0		None	P,S,T,M,VP SC	N/A			
68713	BREMERHAVEN SEUTE DEERN	04/30/2003	Active	24	5	4	1	4.35%	23	13	1		None	P,S,T,M,VP SC	N/A			
21492	BREMEROERDE	02/14/1964	Active	42	0	4	-4	-8.70%	46	32	0		None	P,S,T,M,VP SC	24+			
	Exc Award (06/30/2023)																	
35608	BUXTEHUDE	05/05/1978	Active	48	2	2	0	0.00%	49	33	0		None	P,S,T,M,VP SC	24+	90+ Days		
115275	BUXTEHUDE FRANZISKA VON OLDERSHAUSEN	10/14/2011	Active	39	1	0	1	2.63%	37		0		None	P,S,T,M,VP SC	N/A			
	Exc Award (06/30/2023, 06/30/2024)																	
21549	CUXHAVEN	06/19/1957	Active	46	3	1	2	4.55%	44	12	1		None	P,S,T,M,VP SC	24+	90+ Days		
61267	CUXHAVEN ALTE LIEBE	11/18/1998	Active	36	2	0	2	5.88%	34		2		None	P,S,T,M,VP SC	24+	90+ Days		
64970	CUXHAVEN-LEUCHTFEUER	02/04/2002	Active	29	1	0	1	3.57%	27		0		None	P,S,T,M,VP SC	N/A			
21550	DAS ALTE LAND	05/25/1970	Active	41	1	2	-1	-2.38%	42	21	0		None	P,S,T,M,VP SC	N/A			
149269	Gnarrenburg Hermann-Lamprecht	12/27/2021	Active	35	4	0	4	12.90%	31		1		None	P,S,T,M,VP SC	N/R			
21503	GRAFSCHAFT DIEPHOLZ	01/10/1966	Active	37	1	2	-1	-2.63%	37	43	0		None	P,S,T,M,VP SC	N/A			
21504	GRAFSCHAFT HOYA	11/29/1968	Active	35	2	0	2	6.06%	33		1		None	P,S,T,M,VP SC	24+			
42830	HARSEFELD	06/10/1983	Active	36	0	0	0	0.00%	34		0		None	P,S,T,M,VP SC	24+			
118493	HEIMATHAFEN BREMEN	02/08/2013	Active	21	1	0	1	5.00%	20		0		None	P,S,T,M,VP SC	N/A			
44463	KEHDINGEN	12/11/1984	Active	30	0	2	-2	-6.25%	32	25	1		None	P,S,T,M,VP SC	N/A			
21572	LAND HADELN	12/15/1964	Active	39	2	2	0	0.00%	39	34	0		None	P,S,T,M,VP SC	24+			
61046	LANGEN PIPINSBURG	07/27/1998	Active	45	2	0	2	4.65%	43		0		None	P,S,T,M,VP SC	24+			
55083	LILIENTHAL	12/02/1993	Active	33	1	1	0	0.00%	33	7	0		None	P,S,T,M,VP SC	N/A	90+ Days		
21517	LUENEBURGER HEIDE	07/13/1964	Active	23	2	1	1	4.55%	23	8	0		None	P,S,T,M,VP SC	N/A			
63852	NIENBURG WESER COR LEONIS	12/13/2000	Active	43	0	1	-1	-2.27%	43	5	1		None	P,S,T,M,VP SC	24+			
21519	NIENBURG/WESER	11/10/1965	Active	52	4	0	4	8.33%	48		1		None	P,S,T,M,VP SC	24+			
21527	OSTERHOLZ	02/23/1966	Active	26	2	0	2	8.33%	24		0		None	P,S,T,M,VP SC	24+			





# Club Health Assessment for District 111NB through May 2025

			Status		Membership						Reports					Finance		LCIF		
Club Number	Club Name	Charter Date			Current Member Count	YTD Members Added	YTD Members Dropped	YTD Net Growth	YTD Net Growth%	Member Count 12 Months Ago	Avg. length of service for dropped members	Months Since Last MMR ***	Yrs. Since Last Officer Report	President Rotation	Vice President Reported ****	Months Since Last Activity Report ***	Account Balance	Donations for current Fiscal Year		
			Number of times on status quo within last two years		If below 15 members appears				If net loss is greater than 20% appears			If no report in 3 months appears in	When more than one year appears in	Number of repeat terms	Notes the officers that do not have appears in an active	If no report at 12 months red				
37479	OTTERSBERG-WUEMME	08/08/1979	Active		29	0	1	-1	-3.33%	30	5	0		None	P,S,T,M,VP SC	N/A				
60544	RITTERHUDE	03/23/1998	Active		35	2	1	1	2.94%	35	43	1		None	P,S,T,M,VP SC	24+				
21533	ROTENBURG (WUEMME)	08/31/1965	Active		41	2	3	-1	-2.38%	42	35	0		None	P,S,T,M,VP SC	24+				
108787	ROTENBURG WÜMME LEA	06/24/2010	Active		42	1	0	1	2.44%	41		0		None	P,S,T,M,VP SC	N/A				
Exc Award (06/30/2018, 06/30/2024)																				
42091	SCHEESSEL	12/01/1982	Active		32	4	1	3	10.34%	30	42	3		None	P,S,T,M,VP SC	24+				
54915	SCHNEVERDINGEN	10/04/1993	Active		35	1	3	-2	-5.41%	37	7	1		None	P,S,T,M,VP SC	24+				
21585	STADE	04/04/1961	Active		59	5	2	3	5.36%	56	40	1		None	P,S,T,M,VP SC	24+	90+ Days			
87967	STADE AURORA V KOENIGSMARCK	05/03/2005	Active		38	0	3	-3	-7.32%	42	19	0		None	P,S,T,M,VP SC	24+				
100800	STOLZENAU AN DER WESER	12/12/2007	Active		28	2	1	1	3.70%	27	2	0		None	P,S,T,M,VP SC	24+				
104115	SULINGER LAND	12/11/2008	Active		36	1	0	1	2.86%	35		0		None	P,S,T,M,VP SC	24+				
40532	SYKE	11/25/1981	Active		27	0	2	-2	-6.90%	30	20	0		None	P,S,T,M,VP SC	24+				
60029	SYKE HUNTE-WESER	10/20/1997	Active		30	0	1	-1	-3.23%	31	27	0		None	P,S,T,M,VP SC	24+				
21537	VERDEN ALLER	10/26/1965	Active		35	0	0	0	0.00%	35		0		None	P,S,T,M,VP SC	24+				
109729	VERDEN KRISTINA REGINA	11/18/2010	Active		27	3	4	-1	-3.57%	28	7	2		None	P,S,T,M,VP SC	N/A	90+ Days			
129285	Visselhovede	11/17/2016	Active		24	1	1	0	0.00%	25	2	0		None	P,S,T,M,VP SC	N/A				
35397	WESERMUENDE	04/04/1978	Active		31	1	3	-2	-6.06%	33	30	1		None	P,S,T,M,VP SC	24+				
68467	WORPSWEDE PAULA MODERSOHN BECKER	04/15/2003	Active		22	0	3	-3	-12.00%	25	5	0		None	P,S,T,M,VP SC	24+				
21542	ZEVEN	12/06/1973	Active		27	1	2	-1	-3.57%	30	37	1		None	P,S,T,M,VP SC	24+	90+ Days			
Current Total Clubs Count	YTD New Clubs Count	YTD Cancelled Clubs Count	YTD Net Club Gain	Current Total Members Count	YTD Add	YTD Drop	YTD Net Growth	YTD Net Growth %	Member Count 12 Months Ago	Average Member Count Per Club	% of Clubs with less than 20 members	% No MMR in 3 Months	% No Officer Report in 12 Months	% of Clubs with balance 90+ days	Number of Clubs in Status Quo	% Status Quo Clubs in Financial Suspension	Number of Cancelled Clubs	Average Cancelled Club Age	Members Lost Due to Cancellation	% of Clubs Cancelled for Non-Financial Reasons
61	1	0	1	1,991	103	93	10	0.50%	1,985	33	7%	10%	0%	13%	0	0%	0	0	0	0%






Club Health Assessment for District 111NB through May 2025

			Status	Membership							Reports					Finance	LCIF
Club Number	Club Name	Charter Date		Current Member Count	YTD Members Added	YTD Members Dropped	YTD Net Growth	YTD Net Growth%	Member Count 12 Months Ago	Avg. length of service for dropped members	Months Since Last MMR ***	Yrs. Since Last Officer Report	President Rotation	Vice President Reported ****	Months Since Last Activity Report ***	Account Balance	Donations for current Fiscal Year
			Number of times on status quo within last two years	If below 15 members appears				If net loss is greater than 20% appears			If no report in 3 months appears in	When more than one year appears in	Number of repeat terms	Notes the officers that do not have an active	If no report at 12 months appears in red		

\* - P - Priority Club. Cancellation Reasons: 1-Objectives/conduct, 2-Non-active club, 5-Non-existing club, 6-Disbanding, 7-Merger, 8-Financial Suspension, 9-District/Multiple District Dues.  
\*\* - Abbreviation: P-President, S-Secretary, T-Treasurer, M-Member Chairperson, VP-First Vice President, MC-Communications Chairperson, SC-Service Chairperson  
\*\*\* - Abbreviation: N/R - Never reported using the Lions Clubs website, N/A - Not applicable, No password registered for the Lions Clubs website.  
\*\*\*\* - Abbreviation: N - New, IP - Immediate Past, R - Repeat.



# Club Health Assessment for District 111NW through May 2025

			Status	Membership						Reports					Finance	LCIF	
Club Number	Club Name	Charter Date		Current Member Count	YTD Members Added	YTD Members Dropped	YTD Net Growth	YTD Net Growth%	Member Count 12 Months Ago	Avg. length of service for dropped members	Months Since Last MMR ***	Yrs. Since Last Officer Report	President Rotation	Vice President Reported ****	Months Since Last Activity Report ***	Account Balance	Donations for current Fiscal Year
			Number of times on status quo within last two years	If below 15 members appears				If net loss is greater than 20% appears			If no report in 3 months appears in	When more than one year appears in	Number of repeat terms	Notes the officers that do not have an active	If no report at 12 months red		
Clubs less than two years old																	
157000	Möhlenland Grootfehn	02/06/2024	Active(1)	25	2	0	2	8.70%	23		0			S,T,M,VP,SC	N/R		
Clubs more than two years old																	
37130	AMMERLAND	05/17/1979	Active	35	1	0	1	2.94%	34		3			S,T,M,VP,SC	N/A		
103968	AMMERLAND INAMORATA	11/19/2008	Active	27	0	0	0	0.00%	27		13			S,T,M,VP,SC	24+		
122664	Ankum Leonarta	06/30/2014	Active	26	0	1	-1	-3.70%	27	5	1			S,T,M,VP,SC	N/A		
150491	Aurich Aurora	04/20/2022	Active(1)	27	1	1	0	0.00%	26	3	6			S,T,M,VP,SC	N/R		
78596	AURICH FRISIA ORIENTALIS	03/24/2004	Active	32	1	0	1	3.23%	31		0			S,T,M,VP,SC	24+		
64913	AURICH TOM BROOK	01/11/2002	Active	31	0	0	0	0.00%	31		12			S,T,M,VP,SC	N/A		
21529	AURICH-OSTFRIESLAND	05/28/1964	Active	38	0	3	-3	-7.32%	41	29	0		2	S,T,M,VP,SC	24+		
63378	BAD ESSEN LEA WIEHENGEBIRGE	06/30/2000	Active	32	0	2	-2	-5.88%	34	21	1			S,T,M,VP,SC	24+		
55161	BAD ESSEN WITTLAGER LAND	12/28/1993	Active	36	1	0	1	2.86%	35		2			S,T,M,VP,SC	24+		
110641	BERSENBRÜCK HASETAL	03/22/2011	Active	30	0	1	-1	-3.23%	31	45	0			S,T,M,VP,SC	N/A		
38184	BERSENBRUECKERLAND	03/25/1980	Active	29	3	1	2	7.41%	27	44	1			S,T,M,VP,SC	N/A	90+ Days	
66826	BORKUM	11/22/2002	Active	28	1	0	1	3.70%	26		1			S,T,M,VP,SC	24+		
110099	BORKUM BANT FABRIA	01/14/2011	Active	19	0	1	-1	-5.00%	20	1	3			S,T,M,VP,SC	N/A		
117025	BRAKE MIMI LEVERKUS	06/14/2012	Active	28	2	1	1	3.70%	26	13	0			S,T,M,VP,SC	N/A		
60077	BRAKE UNTERWESER	11/06/1997	Active	29	0	2	-2	-6.45%	31	31	0			S,T,M,VP,SC	N/A		
21495	CLOPPENBURG	05/23/1963	Active	45	0	0	0	0.00%	45		0			S,T,M,VP,SC	24+		
60466	CLOPPENBURG SOESTE	03/06/1998	Active	41	0	1	-1	-2.38%	41	27	2			S,T,M,VP,SC	24+		
21496	DELMENHORST	05/14/1963	Active	37	0	0	0	0.00%	38		1			S,T,M,VP,SC	24+		
43908	DELMENHORST BURGGRAF	05/24/1984	Active	42	0	3	-3	-6.67%	45	40	0			S,T,M,VP,SC	N/A		
100542	DELMENHORST GRAEFIN HEDWIG	11/13/2007	Active	24	0	0	0	0.00%	24		1			S,T,M,VP,SC	N/A		
21498	EMDEN	06/09/1961	Active	52	0	2	-2	-3.70%	54	28	1			S,T,M,VP,SC	24+		



# Club Health Assessment for District 111NW through May 2025

			Status	Membership							Reports					Finance		LCIF
Club Number	Club Name	Charter Date		Current Member Count	YTD Members Added	YTD Members Dropped	YTD Net Growth	YTD Net Growth%	Member Count 12 Months Ago	Avg. length of service for dropped members	Months Since Last MMR ***	Yrs. Since Last Officer Report	President Rotation	Vice President Reported ****	Months Since Last Activity Report ***	Account Balance	Donations for current Fiscal Year	
			Number of times on status quo within last two years	If below 15 members appears				If net loss is greater than 20% appears			If no report in 3 months appears in	When more than one year appears in	Number of repeat terms	Notes the officers that do not have an active	If no report at 12 months red			
119033	EMDEN FRIESISCHE FREIHEIT Exc Award (06/30/2018)	03/26/2013	Active	26	0	0	0	0.00%	26		3			S,T,M,VP,SC	N/A	90+ Days	\$363.90	
54792	ESENS NORDSEE	07/26/1993	Active	29	0	1	-1	-3.33%	30	24	1			S,T,M,VP,SC	N/A			
97013	GEORGSMARIENHUETTE DOERENBERG	04/26/2006	Active	33	1	3	-2	-5.71%	35	18	0			S,T,M,VP,SC	24+			
44244	GRAFSCHAFT BENTHEIM	09/07/1984	Active	34	3	1	2	6.25%	32	0	0			S,T,M,VP,SC	N/A			
125912	Großefehn	09/30/2015	Active	10	0	0	0	0.00%	9		0			S,T,M,VP,SC	24+			
89329	IHLOW	09/28/2005	Active	28	4	0	4	16.67%	25		0			S,T,M,VP,SC	N/A			
21515	JEVER	11/04/1970	Active	39	1	2	-1	-2.50%	40	9	3			S,T,M,VP,SC	24+			
111632	JEVER MARIA WIEMKEN	07/11/2011	Active	26	3	0	3	13.04%	23		0			S,T,M,VP,SC	24+			
64106	KRUMMHORN	03/26/2001	Active	28	2	3	-1	-3.45%	29	10	0			S,T,M,VP,SC	N/A			
78247	LANGEOOG	02/27/2004	Active	19	0	0	0	0.00%	19		3			S,T,M,VP,SC	N/A			
96499	LANGEOOG GRAEFIN ANNA	03/13/2006	Active	23	3	0	3	15.00%	20		0			S,T,M,VP,SC	24+			
21516	LEER	03/25/1960	Active	49	2	1	1	2.08%	48	21	0			S,T,M,VP,SC	24+			
	Exc Award (06/30/2023)																	
56778	LEER EMS-LEDA-JUEMME	04/07/1995	Active	39	3	2	1	2.63%	38	20	0			S,T,M,VP,SC	24+	90+ Days		
78582	LEER EVENBURG	03/26/2004	Active	32	1	1	0	0.00%	32	6	1			S,T,M,VP,SC	24+			
56695	LINGEN MACHURIUS	03/22/1995	Active	48	2	1	1	2.13%	47	30	5			S,T,M,VP,SC	N/R			
84898	LINGENER LAND	02/23/2005	Active	34	0	1	-1	-2.86%	35	6	0			S,T,M,VP,SC	24+			
65148	MELLE-GROENEGAU	03/25/2002	Active	32	5	4	1	3.23%	32	20	0		2	S,T,M,VP,SC	24+	90+ Days		
21500	MEPPEN-EMSLAND	01/25/1966	Active	42	3	2	1	2.44%	41	8	0			S,T,M,VP,SC	N/A			
136072	Neuenburger Urwald	07/23/2018	Active	31	1	1	0	0.00%	31	16	0			S,T,M,VP,SC	24+			
21520	NORDEN/NORDSEE	04/23/1973	Active	43	3	1	2	4.88%	41	52	3			S,T,M,VP,SC	24+			
28231	NORDENHAM/ELSFLETH	03/29/1974	Active	49	2	0	2	4.26%	47		1		None	P,S,T,M,VP SC	N/A			
63562	NORDERNEY	09/06/2000	Active	19	0	1	-1	-5.00%	20	9	0		2	S,T,M,VP,SC	N/A			
136831	Norderney 2018	11/13/2018	Active	21	2	1	1	5.00%	20	17	1			S,T,M,VP,SC	N/A			



# Club Health Assessment for District 111NW through May 2025

			Status	Membership							Reports					Finance	LCIF	
Club Number	Club Name	Charter Date		Current Member Count	YTD Members Added	YTD Members Dropped	YTD Net Growth	YTD Net Growth%	Member Count 12 Months Ago	Avg. length of service for dropped members	Months Since Last MMR ***	Yrs. Since Last Officer Report	President Rotation	Vice President Reported ****	Months Since Last Activity Report ***	Account Balance	Donations for current Fiscal Year	
			Number of times on status quo within last two years	If below 15 members appears					If net loss is greater than 20% appears			If no report in 3 months appears in	When more than one year appears in	Number of repeat terms	Notes the officers that do not have an active red	If no report appears in 12 months		
Exc Award (06/30/2024)																		
57740	NORDHORN GRAFSCHAFT BENTHEIM-VECHTETAL	01/15/1996	Active	32	1	0	1	3.23%	30		1		None	P,S,T,M,VP SC	N/R			
65362	NORDHORN-LINGEN-MONTA GSGESELLSCHAFT	05/20/2002	Active	36	0	0	0	0.00%	36		1			S,T,M,VP,SC	N/A			
21524	OLDENBURG	06/10/1955	Active	44	1	1	0	0.00%	44	46	0			S,T,M,VP,SC	N/A			
50650	OLDENBURG LAMBERTUS	06/06/1990	Active	36	0	2	-2	-5.26%	37	19	1		None	P,S,T,M,VP SC	24+			
30282	OLDENBURG LAPPAN	02/25/1975	Active	50	0	0	0	0.00%	50		1			S,T,M,VP,SC	24+			
66272	OLDENBURG WILLA THORADE	06/25/2002	Active	37	3	2	1	2.78%	35	16	0			S,T,M,VP,SC	N/A			
33446	OLDENBURGER GEEST	03/04/1977	Active	29	1	1	0	0.00%	29	48	0			S,T,M,VP,SC	20			
120990	Oldenburger Münsterland	12/18/2013	Active	29	2	0	2	7.41%	27		0			S,T,M,VP,SC	24+			
130009	Osnabrück Diversitas	02/09/2017	Active	15	0	0	0	0.00%	17		0			S,T,M,VP,SC	N/R			
104429	OSNABRÜCK FRIEDENSREITER	01/15/2009	Active	25	0	0	0	0.00%	25		12			S,T,M,VP,SC	N/A			
Exc Award (06/30/2017)																		
21525	OSNABRUECK	01/21/1958	Active	48	3	3	0	0.00%	48	38	1			S,T,M,VP,SC	N/A			
44655	OSNABRUECK HEGER TOR	02/21/1985	Active	41	3	1	2	5.13%	39	13	1			S,T,M,VP,SC	N/A			
98165	OSNABRUECK NORD LEONIA	12/18/2006	Active	28	3	0	3	12.00%	25		0			S,T,M,VP,SC	N/A			
58995	OSNABRUECK PENTHESILEA	01/10/1997	Active	29	1	0	1	3.57%	28		9		None	P,S,T,M,VP SC	N/A			
21526	OSNABRUECKER LAND	06/29/1971	Active	34	2	2	0	0.00%	34	48	3			S,T,M,VP,SC	N/A			
21530	PAPENBURG	03/19/1970	Active	39	2	1	1	2.63%	39	32	0			S,T,M,VP,SC	N/A			
121793	Papenburg Emmy Von Dincklage	04/04/2014	Active	27	1	0	1	3.85%	26		1			S,T,M,VP,SC	24+			
49240	RASTEDE	02/15/1989	Active	32	0	1	-1	-3.03%	33	13	1			S,T,M,VP,SC	24+			
98030	SCHORTENS	11/16/2006	Active	29	2	1	1	3.57%	28	6	0		None	P,S,T,M,VP SC	N/A	90+ Days		
62201	UPLNGEN	06/24/1999	Active	31	1	1	0	0.00%	31	25	2		None	P,S,T,M,VP SC	24+			
127301	Uplengen Amke van Lengen	04/15/2016	Active	21	1	1	0	0.00%	21	8	0		None	P,S,T,M,VP SC	N/A			
45925	VAREL	03/21/1986	Active	38	1	1	0	0.00%	37	2	0			S,T,M,VP,SC	N/A			



## Club Health Assessment for District 111NW through May 2025

					Membership										Reports					Finance		LCIF
Club Number	Club Name	Charter Date			Current Member Count	YTD Members Added	YTD Members Dropped	YTD Net Growth	YTD Net Growth%	Member Count 12 Months Ago	Avg. length of service for dropped members	Months Since Last MMR ***	Yrs. Since Last Officer Report	President Rotation	Vice President Reported ****	Months Since Last Activity Report ***	Account Balance	Donations for current Fiscal Year				
			Number of times on status quo within last two years		If below 15 members appears				If net loss is greater than 20% appears			If no report in 3 months appears in	When more than one year appears in	Number of repeat terms	Notes the officers that do not have an active	If no report at 12 months appears in red						
32110	VECHTA	04/27/1976	Active		52	1	0	1	1.96%	51		1			S,T,M,VP,SC	N/A	90+ Days					
108865	VECHTA AMICITIA	06/30/2010	Active		37	1	1	0	0.00%	37	3	0			S,T,M,VP,SC	N/A						
87981	WANGEROOGE	05/04/2005	Active		25	2	0	2	8.70%	23		2			S,T,M,VP,SC	24+						
107904	WESERMARSCH EMY ROGGE	03/26/2010	Active		29	0	0	0	0.00%	29		0			S,T,M,VP,SC	24+						
91784	WIESMOOR EALA FRYA FRESENA	11/30/2005	Active		18	1	1	0	0.00%	19	2	0		None	P,S,T,M,VP SC	24+						
58550	WIESMOOR OSTFRIESLAND	06/30/1996	Active		38	3	0	3	8.57%	35		2		None	P,S,T,M,VP SC	24+						
21538	WILHELMSHAVEN	05/25/1955	Active		33	0	1	-1	-2.94%	34	8	0			S,T,M,VP,SC	24+						
28232	WILHELMSHAVEN JADE	03/29/1974	Active		32	0	3	-3	-8.57%	35	36	2		None	P,S,T,M,VP SC	24+						
43647	WITTMUND	03/30/1984	Active		31	2	4	-2	-6.06%	33	32	0			S,T,M,VP,SC	24+						
82980	ZETEL FRIESISCHE WEHDE	06/30/2004	Active		20	4	3	1	5.26%	20	16	5			S,T,M,VP,SC	N/A						
Current Total Clubs Count	YTD New Clubs Count	YTD Cancelled Clubs Count	YTD Net Club Gain	Current Total Members Count	YTD Add	YTD Drop	YTD Net Growth	YTD Net Growth %	Member Count 12 Months Ago	Average Member Count Per Club	% of Clubs with less than 20 members	% No MMR in 3 Months	% No Officer Report in 12 Months	% of Clubs with balance 90+ days	Number of Clubs in Status Quo	% Status Quo Clubs in Financial Suspension	Number of Cancelled Clubs	Average Cancelled Club Age	Members Lost Due to Cancellation	% of Clubs Cancelled for Non-Financial Reasons		
77	0	0	0	2,492	95	76	19	0.77%	2,472	32	8%	18%	0%	8%	0	0%	0	0	0	0%		

\* - P - Priority Club. Cancellation Reasons: 1-Objectives/conduct, 2-Non-active club, 5-Non-existing club, 6-Disbanding, 7-Merger, 8-Financial Suspension, 9-District/Multiple District Dues.

\*\* - Abbreviation: P-President, S-Secretary, T-Treasurer, M-Member Chairperson, VP-First Vice President, MC-Communications Chairperson, SC-Service Chairperson

\*\*\* - Abbreviation: N/R - Never reported using the Lions Clubs website, N/A - Not applicable, No password registered for the Lions Clubs website.

\*\*\*\* - Abbreviation: N - New, IP - Immediate Past, R - Repeat.



# Club Health Assessment for District 111 N through May 2025

			Status	Membership							Reports				Finance	LCIF	
Club Number	Club Name	Charter Date		Current Member Count	YTD Members Added	YTD Members Dropped	YTD Net Growth	YTD Net Growth%	Member Count 12 Months Ago	Avg. length of service for dropped members	Months Since Last MMR ***	Yrs. Since Last Officer Report	President Rotation	Vice President Reported ****	Months Since Last Activity Report ***	Account Balance	Donations for current Fiscal Year
			Number of times on status quo within last two years	If below 15 members appears				If net loss is greater than 20% appears			If no report in 3 months appears in	When more than one year appears in	Number of repeat terms	Notes the officers that do not have an active	If no report at 12 months appears in red		
Clubs more than two years old																	
42092	AHRENSBURG	12/10/1982	Active	45	1	0	1	2.27%	44		0		None	P,S,T,M,VP SC	24+	90+ Days	
50421	ALVESLOHE	04/17/1990	Active	32	1	2	-1	-3.03%	33	7	0		None	P,S,T,M,VP SC	24+		
Exc Award (06/30/2024)																	
21543	ANGELN	04/24/1973	Active	25	0	1	-1	-3.85%	26	1	0		None	P,S,T,M,VP SC	24+		
50958	BAD SCHWARTAU	09/26/1990	Active	16	0	1	-1	-5.88%	17	19	11		None	P,S,T,M,VP SC	24+		
45161	BAD SEGEBERG SIEGESBURG	06/24/1985	Active	34	2	0	2	6.25%	32		0		None	P,S,T,M,VP SC	24+		
64923	BARGTEHEIDE	01/14/2002	Active	36	1	0	1	2.86%	35		0		None	P,S,T,M,VP SC	24+		
125108	Buchholzer Löwen	06/19/2015	Active	18	0	0	0	0.00%	20		0		None	P,S,T,M,VP SC	N/A		
21548	BUCHHOLZ-NORDHEIDE	04/24/1968	Active	38	1	1	0	0.00%	38	13	2		None	P,S,T,M,VP SC	24+		
21551	DITHMARSCHEN	09/05/1957	Active	61	0	2	-2	-3.17%	63	22	0		None	P,S,T,M,VP SC	24+		
21552	ECKERNFOERDE	09/22/1955	Active	44	0	0	0	0.00%	44		11		None	P,S,T,M,VP SC	24+		
Exc Award (06/30/2023)																	
97012	ELLERBEK RELLINGEN	04/26/2006	Active	42	1	1	0	0.00%	42	19	0		None	P,S,T,M,VP SC	N/A		
21553	ELMSHORN	03/04/1963	Active	52	0	1	-1	-1.89%	54	9	0		None	P,S,T,M,VP SC	N/A		
101970	ELMSHORN AUDITA	05/02/2008	Active	36	2	0	2	5.88%	34		0		None	P,S,T,M,VP SC	N/A		
21554	EUTIN	04/28/1970	Active	44	4	2	2	4.76%	41	27	0		None	P,S,T,M,VP SC	24+	90+ Days	
21555	FLENSBURG	11/04/1959	Active	43	0	2	-2	-4.44%	45	59	1		None	P,S,T,M,VP SC	24+		
64629	FLENSBURG ALEXANDRA	08/08/2001	Active	32	0	2	-2	-5.88%	34	22	0		None	P,S,T,M,VP SC	24+		
45515	FLENSBURG FOERDESTADT	11/18/1985	Active	31	0	1	-1	-3.13%	32	7	0		None	P,S,T,M,VP SC	N/A		
34673	FLENSBURG SCHIFFBRUECKE	11/23/1977	Active	42	1	2	-1	-2.33%	45	6	0		None	P,S,T,M,VP SC	24+		
21556	FOEHR	11/10/1967	Active	47	4	0	4	9.30%	43		1		N	SC	N/A	90+ Days	
31367	GLUECKSTADT/ELBE	11/13/1975	Active	28	1	1	0	0.00%	28	26	1		None	P,S,T,M,VP SC	N/A		
63497	GROSSHANS DORF	08/02/2000	Active	28	2	1	1	3.70%	26	33	0		None	P,S,T,M,VP SC	N/A	90+ Days	
46193	HAHNHEIDE	05/12/1986	Active	26	2	0	2	8.33%	24		0		None	P,S,T,M,VP SC	24+		




# Club Health Assessment for District 111 N through May 2025

			Status	Membership							Reports					Finance		LCIF
Club Number	Club Name	Charter Date		Current Member Count	YTD Members Added	YTD Members Dropped	YTD Net Growth	YTD Net Growth%	Member Count 12 Months Ago	Avg. length of service for dropped members	Months Since Last MMR ***	Yrs. Since Last Officer Report	President Rotation	Vice President Reported ****	Months Since Last Activity Report ***	Account Balance	Donations for current Fiscal Year	
			Number of times on status quo within last two years	If below 15 members appears					If net loss is greater than 20% appears		If no report in 3 months appears in	When more than one year appears in	Number of repeat terms	Notes the officers that do not have an active	If no report at 12 months appears in red			
21557	HAMBURG	02/25/1954	Active	41	1	1	0	0.00%	41	54	1		None	P,S,T,M,VP SC	24+			
66417	HAMBURG - AIRPORT	06/28/2002	Active	16	0	0	0	0.00%	16		0		None	P,S,T,M,VP SC	N/R			
128030	Hamburg - Victoria	06/20/2016	Active	23	2	2	0	0.00%	23	6	4		None	P,S,T,M,VP SC	24+			
104882	HAMBURG 67	03/06/2009	Active	12	2	1	1	9.09%	11	16	6		None	P,S,T,M,VP SC	24+			
21558	HAMBURG ALSTER	06/24/1960	Active	37	1	1	0	0.00%	37	40	2		None	P,S,T,M,VP SC	24+			
45004	HAMBURG ALTONA	05/13/1985	Active	25	1	1	0	0.00%	25	4	0		None	P,S,T,M,VP SC	24+		\$200.00	
52142	HAMBURG BELLEVUE	11/06/1991	Active	17	1	0	1	6.25%	16		3		None	P,S,T,M,VP SC	24+			
34877	HAMBURG BILLETAL	12/22/1977	Active	29	2	1	1	3.57%	28	8	0		None	P,S,T,M,VP SC	24+			
61047	HAMBURG BLANKENESE	07/28/1998	Active	41	2	2	0	0.00%	42	29	2		None	P,S,T,M,VP SC	N/A			
21563	HAMBURG ELBUFER	06/25/1969	Active	35	0	0	0	0.00%	35		2		None	P,S,T,M,VP SC	N/A			
88776	HAMBURG FINKENWERDER	06/28/2005	Active	27	1	2	-1	-3.57%	30	12	0		None	P,S,T,M,VP SC	N/A			
63294	HAMBURG FONTENAY	06/12/2000	Active	21	1	4	-3	-12.50%	25	12	0		None	P,S,T,M,VP SC	24+			
56536	HAMBURG HAMMABURG	02/15/1995	Active	28	0	2	-2	-6.67%	29	20	2		None	P,S,T,M,VP SC	24+			
49767	HAMBURG HAMMONIA	07/14/1989	Active	39	0	2	-2	-4.88%	41	28	2		None	P,S,T,M,VP SC	24+		\$100.00	
32021	HAMBURG HANSA	04/12/1976	Active	19	0	2	-2	-9.52%	21	30	0		None	P,S,T,M,VP SC	N/A		\$20.00	
102374	HAMBURG HARBURG HAFEN	06/09/2008	Active	25	0	2	-2	-7.41%	27	20	0		None	P,S,T,M,VP SC	N/A			
58789	HAMBURG HARBURGER ALTSTADT	10/24/1996	Active	19	0	1	-1	-5.00%	20	1	0		None	P,S,T,M,VP SC	N/A			
37523	HAMBURG HARBURGER BERGE	09/10/1979	Active	23	0	0	0	0.00%	23		0		None	P,S,T,M,VP SC	24+			
57109	HAMBURG HARVESTEHUDE	06/19/1995	Active	20	0	2	-2	-9.09%	24	11	1		None	P,S,T,M,VP SC	24+			
47579	HAMBURG HOHENEICHEN	06/29/1987	Active	30	1	1	0	0.00%	30	18	2		None	P,S,T,M,VP SC	24+			
119916	Hamburg Leuchtturm	07/01/2013	Active	17	0	0	0	0.00%	18		2		None	P,S,T,M,VP SC	N/A			
44656	HAMBURG MOORWEIDE	02/18/1985	Active	37	1	3	-2	-5.13%	41	25	3		None	P,S,T,M,VP SC	24+			
61115	HAMBURG OBERALSTER	09/10/1998	Active	30	1	1	0	0.00%	30	27	0		None	P,S,T,M,VP SC	N/A			
34399	HAMBURG ROSENGARTEN	08/08/1977	Active	45	2	2	0	0.00%	45	32	2		None	P,S,T,M,VP SC	24+			






# Club Health Assessment for District 111 N through May 2025

			Status	Membership							Reports					Finance	LCIF
Club Number	Club Name	Charter Date		Current Member Count	YTD Members Added	YTD Members Dropped	YTD Net Growth	YTD Net Growth%	Member Count 12 Months Ago	Avg. length of service for dropped members	Months Since Last MMR ***	Yrs. Since Last Officer Report	President Rotation	Vice President Reported ****	Months Since Last Activity Report ***	Account Balance	Donations for current Fiscal Year
			Number of times on status quo within last two years	If below 15 members appears				If net loss is greater than 20% appears			If no report in 3 months appears in	When more than one year appears in	Number of repeat terms	Notes the officers that do not have an active	If no report at 12 months appears in red		
21559	HAMBURG SACHSENWALD	01/30/1964	Active	39	2	2	0	0.00%	38	38	4		None	P,S,T,M,VP SC	24+	90+ Days	
Exc Award (06/30/2023)																	
56380	HAMBURG ST. PAULI	12/28/1994	Active	37	1	0	1	2.78%	36		1		None	P,S,T,M,VP SC	24+		
21561	HAMBURG UHLENHORST	01/04/1965	Active	27	0	1	-1	-3.57%	28	6	9		None	P,S,T,M,VP SC	24+		
39070	HAMBURG WALDDOERFER	11/28/1980	Active	41	0	0	0	0.00%	41		3		None	P,S,T,M,VP SC	24+		
21562	HAMBURG WANDSBEK	04/15/1966	Active	29	2	3	-1	-3.33%	30	23	2		None	P,S,T,M,VP SC	24+		
55896	HAMBURG-13	06/27/1994	Active	25	1	2	-1	-3.85%	26	17	1		None	P,S,T,M,VP SC	N/A		
134386	Hamburg-Binnenalster	04/26/2018	Active	20	0	0	0	0.00%	20		0		None	P,S,T,M,VP SC	N/R		
115779	HAMBURG-ELBPILHARMON IE	01/06/2012	Active	22	3	1	2	10.00%	19	20	0		None	P,S,T,M,VP SC	24+		
134131	Hamburg-Fleetinsel	03/22/2018	Active	22	0	2	-2	-8.33%	24	7	0		None	P,S,T,M,VP SC	N/R		
65450	HAMBURG-KLOEVENSTEEN	06/05/2002	Active	41	0	0	0	0.00%	41		2		None	P,S,T,M,VP SC	24+		
75984	HAMBURG-WATERKANT	06/20/2003	Active	11	0	2	-2	-15.38%	13	15	6		None	P,S,T,M,VP SC	N/A		
66588	HENSTEDT-ULZBURG	09/10/2002	Active	41	0	1	-1	-2.38%	42	18	1		None	P,S,T,M,VP SC	24+		
21565	HERZOGTUM LAUENBURG	05/20/1959	Active	30	2	1	1	3.45%	29	24	3		None	P,S,T,M,VP SC	N/A		
21566	HUSUM	01/27/1958	Active	43	1	2	-1	-2.27%	45	48	0		None	P,S,T,M,VP SC	24+		
47580	HUSUM GOES HARDE	06/29/1987	Active	36	1	0	1	2.86%	34		1		None	P,S,T,M,VP SC	N/A		
62713	HUSUM UTHLANDE	01/18/2000	Active	41	1	0	1	2.50%	40		0		None	P,S,T,M,VP SC	N/A		
21567	ITZEHOE	04/08/1959	Active	41	0	0	0	0.00%	42		3		None	P,S,T,M,VP SC	N/A		
Exc Award (06/30/2023)																	
98467	JESTEBURG	02/01/2007	Active	28	1	0	1	3.70%	27		1		None	P,S,T,M,VP SC	24+	90+ Days	
21568	KALTENKIRCHEN	03/06/1973	Active	31	0	0	0	0.00%	31		3		None	P,S,T,M,VP SC	24+		
21569	KAPPELN	04/26/1965	Active	49	2	0	2	4.26%	47		0		None	P,S,T,M,VP SC	24+		
21571	KIEL	03/04/1954	Active	62	4	4	0	0.00%	62	49	0		None	P,S,T,M,VP SC	24+		
53758	KIEL BALTIC	10/26/1992	Active	44	2	2	0	0.00%	44	5	0		None	P,S,T,M,VP SC	N/A		
21564	KIEL SIEBZIG	03/10/1970	Active	35	0	0	0	0.00%	35		1		None	P,S,T,M,VP SC	N/A		





# Club Health Assessment for District 111 N through May 2025

			Status	Membership							Reports					Finance	LCIF
Club Number	Club Name	Charter Date		Current Member Count	YTD Members Added	YTD Members Dropped	YTD Net Growth	YTD Net Growth%	Member Count 12 Months Ago	Avg. length of service for dropped members	Months Since Last MMR ***	Yrs. Since Last Officer Report	President Rotation	Vice President Reported ****	Months Since Last Activity Report ***	Account Balance	Donations for current Fiscal Year
			Number of times on status quo within last two years	If below 15 members appears				If net loss is greater than 20% appears			If no report in 3 months appears in	When more than one year appears in	Number of repeat terms	Notes the officers that do not have an active	If no report at 12 months red		
104012	KIELER SPOTTEN	11/24/2008	Active	24	3	1	2	9.09%	22	9	0		None	P,S,T,M,VP SC	24+	90+ Days	
66631	KIEL-OBEN	09/24/2002	Active	28	0	0	0	0.00%	28		3		None	P,S,T,M,VP SC	24+		
122346	Lübeck Trave	05/29/2014	Active	22	2	1	1	4.76%	21	10	0		None	P,S,T,M,VP SC	24+		
21573	LUEBECK	06/14/1954	Active	36	0	1	-1	-2.70%	37	33	5		None	P,S,T,M,VP SC	24+		
	Exc Award (06/30/2018)																
78127	LUEBECK ALTSTADT	01/26/2004	Active	23	0	2	-2	-8.00%	25	19	3		None	P,S,T,M,VP SC	24+		
34981	LUEBECK HANSE	01/27/1978	Active	43	2	1	1	2.38%	42	47	2		None	P,S,T,M,VP SC	N/A	90+ Days	
21574	LUEBECK HOLSTENTOR	03/09/1965	Active	31	1	2	-1	-3.13%	30	8	0		None	P,S,T,M,VP SC	24+		
55897	LUEBECK LIUBICE	06/27/1994	Active	31	0	0	0	0.00%	32		0		None	P,S,T,M,VP SC	24+		
96498	LUEBECK PASSAT	03/13/2006	Active	25	0	0	0	0.00%	25		14		None	P,T,M,VP,SC	24+		
29966	LUEBECKER BUCHT	11/18/1974	Active	34	3	1	2	6.25%	29	50	3		None	P,S,T,M,VP SC	24+	90+ Days	
21575	LUENEBURG	11/11/1958	Active	42	0	3	-3	-6.67%	45	13	0		None	P,S,T,M,VP SC	N/A		
75967	LUENEBURG ILMENAU	06/30/2003	Active	37	4	1	3	8.82%	34	6	2		None	P,S,T,M,VP SC	24+		
	Exc Award (06/30/2018)																
34547	LUETJENBURG	10/20/1977	Active	43	1	1	0	0.00%	43	2	2		None	P,S,T,M,VP SC	24+		
	Exc Award (06/30/2024)																
65125	MS DEUTSCHLAND	03/15/2002	Active	18	0	1	-1	-5.26%	19	18	0		None	P,S,T,M,VP SC	24+		
21576	NEUMUENSTER	03/04/1958	Active	33	3	1	2	6.45%	30	38	5		None	P,S,T,M,VP SC	N/A		
34221	NEUMUENSTER HOLSTEN	06/30/1977	Active	34	1	0	1	3.03%	33		1		None	P,S,T,M,VP SC	24+		
21577	NEUSTADT IN HOLSTEIN	03/13/1967	Active	26	0	0	0	0.00%	27		2		None	P,S,T,M,VP SC	24+		
21578	NORDERSTEDT	04/30/1973	Active	25	1	4	-3	-10.71%	26	26	0		None	P,S,T,M,VP SC	N/A		
40903	NORDERSTEDT FORST RANTZAU	02/12/1982	Active	25	1	2	-1	-3.85%	27	22	1		None	P,S,T,M,VP SC	24+		
111537	NORDERSTEDT NEO	06/29/2011	Active	21	1	2	-1	-4.55%	22	23	0			M,VP,SC	24+		
52166	NORTORF	11/18/1991	Active	31	1	0	1	3.33%	30		0		None	P,S,T,M,VP SC	N/A		
21579	OLDENBURG IN HOLSTEIN	06/01/1966	Active	29	0	1	-1	-3.33%	30	7	0		None	P,S,T,M,VP SC	24+		
21580	PINNEBERG	11/12/1968	Active	34	0	1	-1	-2.86%	35	3	1		None	P,S,T,M,VP SC	24+		



# Club Health Assessment for District 111 N through May 2025

			Status		Membership						Reports					Finance		LCIF		
Club Number	Club Name	Charter Date		Current Member Count	YTD Members Added	YTD Members Dropped	YTD Net Growth	YTD Net Growth%	Member Count 12 Months Ago	Avg. length of service for dropped members	Months Since Last MMR ***	Yrs. Since Last Officer Report	President Rotation	Vice President Reported ****	Months Since Last Activity Report ***	Account Balance	Donations for current Fiscal Year			
			Number of times on status quo within last two years	If below 15 members appears					If net loss is greater than 20% appears			If no report in 3 months appears in	When more than one year appears in	Number of repeat terms	Notes the officers that do not have appears in an active red	If no report at 12 months appears in red				
21581	PLOEN	08/11/1958	Active	31	3	0	3	10.71%	28		0		None	P,S,T,M,VP SC	24+	90+ Days				
66861	QUICKBORN	11/25/2002	Active	16	2	2	0	0.00%	16	16	0		None	P,S,T,M,VP SC	24+					
21582	REDSBURG	08/07/1962	Active	43	1	0	1	2.38%	42		0		None	P,S,T,M,VP SC	N/A					
46653	REDSBURG KOENIGSTHOR	11/03/1986	Active	40	1	3	-2	-4.76%	42	37	3		None	P,S,T,M,VP SC	24+					
21583	SCHLESWIG	04/09/1956	Active	36	0	1	-1	-2.70%	37	27	1		None	P,S,T,M,VP SC	24+					
138573	Sconeberg	06/18/2019	Active	26	1	0	1	4.00%	25		0		None	P,S,T,M,VP SC	N/A					
21584	SEGEBERG	01/30/1961	Active	42	0	0	0	0.00%	42		0		None	P,S,T,M,VP SC	24+					
21586	STORMARN	04/11/1960	Active	36	1	0	1	2.86%	35		3		None	P,S,T,M,VP SC	24+					
21587	SUEDTONDERN	05/20/1970	Active	31	2	3	-1	-3.13%	32	46	0		None	P,S,T,M,VP SC	N/A					
21588	SYLT	06/19/1954	Active	42	4	6	-2	-4.55%	44	6	1		None	P,S,T,M,VP SC	N/A					
64827	TRAVEMUENDE	12/05/2001	Active	27	3	3	0	0.00%	27	9	1		None	P,S,T,M,VP SC	N/A	90+ Days	\$100.00			
33373	UGGELHARDE	02/14/1977	Active	23	0	1	-1	-4.17%	26	28	1		None	P,S,T,M,VP SC	24+					
120024	Wagrien	09/04/2013	Active	10	0	0	0	0.00%	10		0		None	P,S,T,M,VP SC	N/A					
49701	WAHLSTEDT	06/30/1989	Active	15	3	3	0	0.00%	15	15	0		None	P,S,T,M,VP SC	24+					
66416	WEB SERVE NORD	06/28/2002	Active	29	1	1	0	0.00%	29	23	0		None	P,S,T,M,VP SC	24+					
50843	WINSSEN LUHE	07/19/1990	Active	39	1	3	-2	-4.88%	41	33	1		None	P,S,T,M,VP SC	24+					
Current Total Clubs Count	YTD New Clubs Count	YTD Cancelled Clubs Count	YTD Net Club Gain	Current Total Members Count	YTD Add	YTD Drop	YTD Net Growth	YTD Net Growth %	Member Count 12 Months Ago	Average Member Count Per Club	% of Clubs with less than 20 members	% No MMR in 3 Months	% No Officer Report in 12 Months	% of Clubs with balance 90+ days	Number of Clubs in Status Quo	% Status Quo Clubs in Financial Suspension	Number of Cancelled Clubs	Average Cancelled Club Age	Members Lost Due to Cancellation	% of Clubs Cancelled for Non-Financial Reasons
108	0	0	0	3,432	112	128	-16	-0.46%	3,455	32	12%	19%	0%	13%	0	0%	0	0	0	0%

\* - P - Priority Club. Cancellation Reasons: 1-Objectives/conduct, 2-Non-active club, 5-Non-existing club, 6-Disbanding, 7-Merger, 8-Financial Suspension, 9-District/Multiple District Dues.


\*\* - Abbreviation: P-President, S-Secretary, T-Treasurer, M-Member Chairperson, VP-First Vice President, MC-Communications Chairperson, SC-Service Chairperson

\*\*\* - Abbreviation: N/R - Never reported using the Lions Clubs website, N/A - Not applicable, No password registered for the Lions Clubs website.

\*\*\*\* - Abbreviation: N - New, IP - Immediate Past, R - Repeat.




# Club Health Assessment for District 111RN through May 2025

			Status	Membership							Reports					Finance		LCIF
Club Number	Club Name	Charter Date		Current Member Count	YTD Members Added	YTD Members Dropped	YTD Net Growth	YTD Net Growth%	Member Count 12 Months Ago	Avg. length of service for dropped members	Months Since Last MMR ***	Yrs. Since Last Officer Report	President Rotation	Vice President Reported ****	Months Since Last Activity Report ***	Account Balance	Donations for current Fiscal Year	
			Number of times on status quo within last two years	If below 15 members appears					If net loss is greater than 20% appears			If no report in 3 months appears in	When more than one year appears in	Number of repeat terms	Notes the officers that do not have an active	If no report at 12 months appears in red		
Clubs less than two years old																		
171497	Hunxe Rhein Lippe	05/13/2024	Active(1)	21	2	1	1	5.00%	20	1	1		3	S,M,VP,SC	N/A		\$100.00	
Clubs more than two years old																		
21593	BOCHOLT	10/28/1963	Active	46	0	0	0	0.00%	46		0			S,T,M,VP,SC	24+			
Exc Award (06/30/2018)																		
60908	BOCHOLT WESTFALIA	06/19/1998	Active	35	1	0	1	2.94%	34		0		None	P,S,T,M,VP SC	N/A			
106891	BOCHOLT WESTMÜNSTERLAND	11/17/2009	Active	20	2	1	1	5.26%	22	13	1		None	P,S,T,M,VP SC	24+			
21597	DINSLAKEN	02/13/1962	Active	48	1	1	0	0.00%	48	42	0			S,T,M,VP,SC	N/A			
Exc Award (06/30/2023)																		
116624	DINSLAKEN 2012	05/08/2012	Active	58	0	1	-1	-1.69%	59	13	3		None	P,S,T,M,VP SC	N/A			
21602	DUESSELDORF	12/08/1951	Active	36	2	2	0	0.00%	39	21	0			S,T,M,VP,SC	N/A			
49869	DUESSELDORF BARBAROSSA	09/27/1989	Active	25	1	0	1	4.17%	24		2		None	P,S,T,M,VP SC	24+			
51483	DUESSELDORF CARLSTADT	03/27/1991	Active	39	2	0	2	5.41%	37		1		None	P,S,T,M,VP SC	24+			
21604	DUESSELDORF HOESEL	04/30/1962	Active	39	1	0	1	2.63%	38		5			S,T,M,VP,SC	N/A			
21603	DUESSELDORF HOFGARTEN	05/26/1965	Active	34	1	3	-2	-5.56%	36	20	0			S,T,M,VP,SC	N/A			
62226	DUESSELDORF KOENIGSALLE	06/29/1999	Active	25	2	0	2	8.70%	23		2		None	P,S,T,M,VP SC	N/A			
56257	DUESSELDORF LEAINA	11/21/1994	Active	34	3	2	1	3.03%	33	22	2			S,T,M,VP,SC	N/A			
31815	DUESSELDORF OBERKASSEL	03/08/1976	Active	24	0	3	-3	-11.11%	27	26	3			S,T,M,VP,SC	N/A			
99607	DUESSELDORF RADSCHLAEGER	06/13/2007	Active	17	2	1	1	6.25%	18	3	1		None	P,S,T,M,VP SC	24+			
57650	DUESSELDORF RENAISSANCE	12/27/1995	Active	19	1	4	-3	-13.64%	21	22	0		None	P,S,T,M,VP SC	N/A			
102257	DUESSELDORF RHEINTURM	06/04/2008	Active	35	1	2	-1	-2.78%	37	11	0			S,T,M,VP,SC	N/R			
59383	DUESSELDORF RHEINUFERPROMENADE	04/16/1997	Active	36	3	3	0	0.00%	34	20	1		None	P,S,T,M,VP SC	24+			
78256	DUESSELDORF SCHLOSS BENRATH	02/04/2004	Active	23	3	3	0	0.00%	23	12	2		2	S,T,M,VP,SC	N/A			
21606	DUESSELDORF-RHENANIA	04/07/1965	Active	20	0	5	-5	-20.00%	25	21	0			T,M,VP,SC	N/A			



# Club Health Assessment for District 111RN through May 2025

			Status	Membership							Reports					Finance	LCIF
Club Number	Club Name	Charter Date		Current Member Count	YTD Members Added	YTD Members Dropped	YTD Net Growth	YTD Net Growth%	Member Count 12 Months Ago	Avg. length of service for dropped members	Months Since Last MMR ***	Yrs. Since Last Officer Report	President Rotation	Vice President Reported ****	Months Since Last Activity Report ***	Account Balance	Donations for current Fiscal Year
			Number of times on status quo within last two years	If below 15 members appears				If net loss is greater than 20% appears			If no report in 3 months appears in	When more than one year appears in	Number of repeat terms	Notes the officers that do not have an active	If no report at 12 months appears in red		
21598	DUISBURG	05/18/1955	Active	43	0	1	-1	-2.27%	43	17	2		None	P,S,T,M,VP SC	24+		
99536	DUISBURG CONCORDIA	06/04/2007	Active	49	3	2	1	2.08%	48	12	1			S,M,VP,SC	N/A		
21599	DUISBURG HAMBORN	06/16/1967	Active	45	0	1	-1	-2.17%	46	58	0		None	P,S,T,M,VP SC	24+		
41045	DUISBURG MERCATOR	03/01/1982	Active	33	0	1	-1	-2.94%	34	4	1			S,T,M,VP,SC	24+		\$166.00
51510	DUISBURG RHENANIA	04/04/1991	Active	35	1	1	0	0.00%	35	26	0			S,T,M,VP,SC	N/A		
62538	DUISBURG-LANDSCHAFTSP ARK	12/03/1999	Active	14	1	2	-1	-6.67%	15	19	3		None	P,S,T,M,VP SC	24+		
43521	DUSSELDORF JAN WELLEM	02/28/1984	Active	24	2	1	1	4.35%	23	16	0		None	P,S,T,M,VP SC	N/A		
107019	DÜSSELDORF KAISERSWERTH	12/11/2009	Active	28	0	2	-2	-6.67%	30	7	0		None	P,S,T,M,VP SC	24+		
133721	Dusseldorf WHU	01/29/2018	Active	1	0	15	-15	-93.75%	16	7	0		2	M,VP,SC	24+		
124164	Düsseldorf-Altstadt	02/18/2015	Active	26	1	1	0	0.00%	26	3	3		None	P,S,T,M,VP SC	24+		
116124	DUSSELDORF-HEINRICH HEINE	04/03/2012	Cancelled(6*)	0	0	1	-1	-100.00%	15	8	9		None	P,S,T,M,VP SC	24+		
153746	Dusseldorf-Schloss Kalkum	02/23/2023	Active	22	2	0	2	10.00%	20		0		None	P,S,T,M,VP SC	N/A		
21607	EMMERICH-REES	10/28/1960	Active	39	3	4	-1	-2.50%	40	15	2			T,M,VP,SC	N/A		
21612	GRAFSCHAFTER MOERS	02/08/1961	Active	37	3	1	2	5.71%	34	0	0		None	P,S,T,M,VP SC	24+		
21613	GREVENBROICH	12/16/1968	Active	38	0	2	-2	-5.00%	40	25	3			S,T,M,VP,SC	24+		
110377	HAMMINKELN	02/18/2011	Active	31	1	1	0	0.00%	31	14	1			S,T,M,VP,SC	N/A		
89351	HUENXE	09/30/2005	Active	29	3	2	1	3.57%	28	2	2			S,T,M,VP,SC	24+		
Exc Award (06/30/2023)																	
37078	KAARST-BUETTGEN-KORSCH ENBROICH	05/07/1979	Active	31	0	1	-1	-3.13%	32	19	1			S,T,M,VP,SC	N/A		\$1,000.00
21615	KAMP LINTFORT / RHEINBERG	05/04/1971	Active	35	4	3	1	2.94%	34	25	1		None	P,S,T,M,VP SC	N/A		
Exc Award (06/30/2023)																	
46431	KEMPEN THOMAS A KEMPIS	06/26/1986	Active	30	2	1	1	3.45%	29	28	1		None	P,S,T,M,VP SC	24+		
Exc Award (06/30/2024)																	
21617	KLEVE KALKAR	11/24/1958	Active	31	3	0	3	10.71%	28		0		None	P,S,T,M,VP SC	N/A	90+ Days	
21623	KREFELD	05/15/1956	Active	44	6	2	4	10.00%	40	18	1			S,T,M,VP,SC	N/A	90+ Days	



# Club Health Assessment for District 111RN through May 2025

			Status	Membership						Reports					Finance	LCIF	
Club Number	Club Name	Charter Date		Current Member Count	YTD Members Added	YTD Members Dropped	YTD Net Growth	YTD Net Growth%	Member Count 12 Months Ago	Avg. length of service for dropped members	Months Since Last MMR ***	Yrs. Since Last Officer Report	President Rotation	Vice President Reported *****	Months Since Last Activity Report ***	Account Balance	Donations for current Fiscal Year
			Number of times on status quo within last two years	If below 15 members appears				If net loss is greater than 20% appears			If no report in 3 months appears in	When more than one year appears in	Number of repeat terms	Notes the officers that do not have appears in an active	If no report at 12 months red		
33735	KREFELD GELDUBA	04/26/1977	Active	52	3	0	3	6.12%	49		0			S,T,M,VP,SC	N/A		
103684	KREFELD NIEDERRHEIN Exc Award (06/30/2023)	10/03/2008	Active	27	0	0	0	0.00%	27		3		None	P,S,T,M,VP SC	24+		
21624	KREFELD SEIDENSTADT	02/21/1969	Active	35	1	3	-2	-5.41%	37	36	0			S,T,M,VP,SC	N/A		
66694	KREFELD-RHEINTOR	10/07/2002	Active	22	2	2	0	0.00%	22	16	0		None	P,S,T,M,VP SC	24+		
21605	MEERBUSCH	04/15/1969	Active	38	2	0	2	5.56%	34		2		None	P,S,T,M,VP SC	24+	90+ Days	
21628	MOENCHENGLADBACH	02/18/1959	Active	54	1	0	1	1.89%	53		4			S,T,M,VP,SC	24+		
33878	MOENCHENGLADBACH ABTEIBERG	05/18/1977	Active	37	0	1	-1	-2.63%	39	48	0			S,T,M,VP,SC	24+		
21629	MOENCHENGLADBACH RHEYDT	07/09/1968	Active	46	1	0	1	2.22%	45		2		None	P,S,T,M,VP SC	24+	90+ Days	
37640	MOERS	10/26/1979	Active	46	3	1	2	4.55%	44	2	2			S,T,M,VP,SC	N/A		
108295	MÖNCHENGLADBACH ST VITUS	05/07/2010	Active	34	1	0	1	3.03%	33		0			S,T,M,VP,SC	24+		
35799	NETTETAL	06/26/1978	Active	29	0	0	0	0.00%	29		1			S,T,M,VP,SC	N/A		
44374	NEUKIRCHEN VLUYN FLIUNNIA	11/12/1984	Active	41	2	2	0	0.00%	41	29	1		None	P,S,T,M,VP SC	N/A		
21633	NEUSS	06/06/1961	Active	36	2	6	-4	-10.00%	40	33	0			S,T,M,VP,SC	N/R	90+ Days	
116183	NEUSS - NOVAESIA Exc Award (06/30/2018)	03/01/2012	Active	17	1	0	1	6.25%	16		0		N	VP	24+		
57631	NEUSS HELEN KELLER	12/18/1995	Active	26	3	2	1	4.00%	25	10	1			S,T,M,VP,SC	24+	90+ Days	
96803	NEUSS OBERTOR	03/30/2006	Active	13	0	1	-1	-7.14%	14	24	0			S,T,M,VP,SC	24+		
39291	NEUSS QUIRINUS	01/14/1981	Active	38	0	1	-1	-2.56%	37	27	1		None	P,S,T,M,VP SC	N/R		
60977	NEUSS ROSENGARTEN	06/30/1998	Active	13	0	1	-1	-7.14%	14	3	0		None	P,S,T,M,VP SC	N/A		
21634	NIEDERRHEIN	09/03/1958	Active	24	0	3	-3	-11.11%	27	43	0			S,T,M,VP,SC	24+		
37855	RATINGEN	12/17/1979	Active	44	3	2	1	2.33%	45	41	0			S,T,M,VP,SC	24+		
110318	RATINGEN RATINGER TOR	02/11/2011	Active	31	0	0	0	0.00%	31		24			S,T,M,VP,SC	N/A		
54980	RHEDE EUREGIO	10/20/1993	Active	34	0	3	-3	-8.11%	37	20	0		None	P,S,T,M,VP SC	N/A		



# Club Health Assessment for District 111RN through May 2025

			Status		Membership							Reports					Finance		LCIF	
Club Number	Club Name	Charter Date			Current Member Count	YTD Members Added	YTD Members Dropped	YTD Net Growth	YTD Net Growth%	Member Count 12 Months Ago	Avg. length of service for dropped members	Months Since Last MMR ***	Yrs. Since Last Officer Report	President Rotation	Vice President Reported ****	Months Since Last Activity Report ***	Account Balance	Donations for current Fiscal Year		
			Number of times on status quo within last two years		If below 15 members appears				If net loss is greater than 20% appears			If no report in 3 months appears in	When more than one year appears in	Number of repeat terms		Notes the officers that do not have an active	If no report at 12 months appears in red			
135081	Rheinberg Juventas	06/08/2018	Active		19	0	2	-2	-9.52%	21	4	2				S,T,M,VP,SC	24+	90+ Days		
44873	RHEIN-ISSEL	04/05/1985	Active		39	1	0	1	2.63%	38		0		None		P,S,T,M,VP SC	24+			
50651	RHEURDT NIEDERRHEIN	06/07/1990	Active		31	2	0	2	6.90%	29		0				S,T,M,VP,SC	24+			
21640	SELFKANT	12/05/1962	Active		49	3	2	1	2.08%	48	28	0				S,T,M,VP,SC	24+			
21645	VIERSEN	03/23/1960	Active		40	0	0	0	0.00%	40		23				S,T,M,VP,SC	N/A			
47920	VOERDE NIEDERRHEIN	12/08/1987	Active		39	0	1	-1	-2.50%	40	37	1				S,T,M,VP,SC	24+			
21647	WESEL	12/17/1959	Active		48	1	0	1	2.13%	47		9		None		P,S,T,M,VP SC	24+			
49454	WILLICH	04/25/1989	Active		26	0	0	0	0.00%	28		0				S,T,M,VP,SC	24+			
84050	XANTEN	08/20/2004	Active		36	0	1	-1	-2.70%	36	21	0				S,T,M,VP,SC	N/A			
Current Total Clubs Count	YTD New Clubs Count	YTD Cancelled Clubs Count	YTD Net Club Gain	Current Total Members Count	YTD Add	YTD Drop	YTD Net Growth	YTD Net Growth %	Member Count 12 Months Ago	Average Member Count Per Club	% of Clubs with less than 20 members	% No MMR in 3 Months	% No Officer Report in 12 Months	% of Clubs with balance 90+ days	Number of Clubs in Status Quo	% Status Quo Clubs in Financial Suspension	Number of Cancelled Clubs	Average Cancelled Club Age	Members Lost Due to Cancellation	% of Clubs Cancelled for Non-Financial Reasons
72	0	1	-1	2,363	95	111	-16	-0.67%	2,397	33	11%	15%	0%	10%	0	0%	1	12	1	100%

\* - P - Priority Club. Cancellation Reasons: 1-Objectives/conduct, 2-Non-active club, 5-Non-existing club, 6-Disbanding, 7-Merger, 8-Financial Suspension, 9-District/Multiple District Dues.

\*\* - Abbreviation: P-President, S-Secretary, T-Treasurer, M-Member Chairperson, VP-First Vice President, MC-Communications Chairperson, SC-Service Chairperson

\*\*\* - Abbreviation: N/R - Never reported using the Lions Clubs website, N/A - Not applicable, No password registered for the Lions Clubs website.

\*\*\*\* - Abbreviation: N - New, IP - Immediate Past, R - Repeat.



# Club Health Assessment for District 111RS through May 2025

			Status	Membership							Reports					Finance		LCIF
Club Number	Club Name	Charter Date		Current Member Count	YTD Members Added	YTD Members Dropped	YTD Net Growth	YTD Net Growth%	Member Count 12 Months Ago	Avg. length of service for dropped members	Months Since Last MMR ***	Yrs. Since Last Officer Report	President Rotation	Vice President Reported ****	Months Since Last Activity Report ***	Account Balance	Donations for current Fiscal Year	
			Number of times on status quo within last two years	If below 15 members appears					If net loss is greater than 20% appears		If no report in 3 months appears in	When more than one year appears in	Number of repeat terms	Notes the officers that do not have an active	If no report at 12 months appears in red			
Clubs less than two years old																		
179829	Erftstadt Löwinnen	02/04/2025	Active	30	32	2	30	100.00%	0	0	0			S,T,VP,SC	N/A	90+ Days		
156879	Odenthal	02/06/2024	Active	25	2	0	2	8.70%	23		0		2	R	S,T,SC	N/R		
179871	Volja Deutschland-Ukraine	02/06/2025	Active	23	23	0	23	100.00%	0		0			S,T,M,VP,SC	N/A	90+ Days		
Clubs more than two years old																		
21590	AACHEN	05/16/1955	Active	43	5	3	2	4.88%	43	24	0		None	P,S,T,M,VP SC	N/A			
154209	Aachen Aix-la-Chapelle	05/22/2023	Active	29	4	1	3	11.54%	26	2	0			S,T,M,VP,SC	N/R	90+ Days		
Exc Award (06/30/2024)																		
49945	AACHEN AQUISGRANUM	11/10/1989	Active	35	1	1	0	0.00%	35	35	2			S,T,M,VP,SC	N/A			
58478	AACHEN CAROLINA	06/21/1996	Active	36	2	0	2	5.88%	34		4		None	P,S,T,M,VP SC	24+			
21589	AACHEN CAROLUS MAGNUS	10/29/1968	Active	18	0	1	-1	-5.26%	19	53	0		None	P,S,T,M,VP SC	24+			
63880	AACHEN DREILAENDERECK	12/27/2000	Active	21	0	0	0	0.00%	22		0			S,T,M,VP,SC	24+			
46324	AACHEN KAISERPFALZ	06/11/1986	Active	41	2	2	0	0.00%	41	0	1		None	P,S,T,M,VP SC	24+			
78168	AACHEN URBS REGALIS	01/30/2004	Active	28	0	0	0	0.00%	28		7		None	P,S,T,M,VP SC	24+			
115589	ALSDORF	12/09/2011	Active	38	3	1	2	5.56%	36	8	4		None	P,S,T,M,VP SC	N/A			
60845	BAD HONNEF	06/08/1998	Active	13	0	1	-1	-7.14%	14	9	3		None	P,S,T,M,VP SC	N/A			
105369	BAESWEILER/HERZOGENRATH	06/02/2009	Active	27	1	0	1	3.85%	26		4			S,T,M,VP,SC	24+		\$500.00	
42441	BENSBERG KOENIGSFORST	03/31/1983	Active	31	0	1	-1	-3.13%	32	41	0			S,T,M,VP,SC	N/A			
57323	BENSBERG SCHLOSS	09/08/1995	Active	33	0	0	0	0.00%	32		11		None	P,S,T,M,VP SC	N/A			
21591	BERGHEIM ERFT	05/08/1967	Active	32	0	1	-1	-3.03%	33	26	1			S,T,M,VP,SC	24+			
21592	BERGISCH GLADBACH-BENSBERG	03/19/1965	Active	34	0	2	-2	-5.56%	37	9	2		None	P,S,T,M,VP SC	24+			
153580	Bergische Löwinnen	01/24/2023	Active	25	1	1	0	0.00%	25	2	0			S,T,M,VP,SC	N/A			
21594	BONN	12/19/1955	Active	38	3	1	2	5.56%	36	9	0			S,T,M,VP,SC	N/A			
95073	BONN BEETHOVEN	01/17/2006	Active	29	2	2	0	0.00%	29	19	0		None	N P,S,T,M,SC	24+			





# Club Health Assessment for District 111RS through May 2025

			Status	Membership							Reports					Finance	LCIF
Club Number	Club Name	Charter Date		Current Member Count	YTD Members Added	YTD Members Dropped	YTD Net Growth	YTD Net Growth%	Member Count 12 Months Ago	Avg. length of service for dropped members	Months Since Last MMR ***	Yrs. Since Last Officer Report	President Rotation	Vice President Reported ****	Months Since Last Activity Report ***	Account Balance	Donations for current Fiscal Year
			Number of times on status quo within last two years	If below 15 members appears	If net loss is greater than 20% appears					If no report in 3 months appears in		When more than one year appears in	Number of repeat terms	Notes the officers that do not have an active	If no report at 12 months appears in red		
98571	BONN CLARA UND ROBERT SCHUMANN	02/15/2007	Active	34	2	0	2	6.25%	32		1		None	P,S,T,M,VP SC	N/A	90+ Days	\$75.00
64041	BONN ENNERT	03/01/2001	Active	14	0	2	-2	-12.50%	15	15	1			S,T,M,VP,SC	24+		
21595	BONN GODESBERG	05/25/1965	Active	36	3	5	-2	-5.26%	38	30	1		None	P,S,T,M,VP SC	24+		
54793	BONN RHEINAUE	07/28/1993	Active	33	0	0	0	0.00%	33		1			S,T,M,VP,SC	N/R		
34222	BONN TOMBURG	06/28/1977	Active	31	1	1	0	0.00%	31	34	2			S,T,M,VP,SC	24+		
21596	BONN VENUSBERG	06/27/1967	Active	36	2	0	2	5.88%	34		0			S,T,M,VP,SC	24+		
117777	BONN-LIONA	09/04/2012	Active	36	2	3	-1	-2.70%	38	5	0			S,T,M,VP,SC	N/A		
40161	BONN-RHENOBACUM	06/26/1981	Active	36	2	0	2	5.88%	35		0		2	S,T,M,VP,SC	24+		
29388	BRUEHL	05/23/1974	Active	31	0	3	-3	-8.82%	33	18	0			S,T,M,VP,SC	24+		
106698	DORMAGEN	10/06/2009	Active	23	1	0	1	4.55%	27		6		None	P,S,T,M,VP SC	24+		
21601	DUEREN MARCODURUM	06/19/1973	Active	36	2	1	1	2.86%	35	13	0			S,T,M,VP,SC	24+		
84644	DUEREN RURSTADT	01/04/2005	Active	31	1	1	0	0.00%	31	20	1			S,T,M,VP,SC	24+		
21600	DÜREN	12/01/1954	Active	34	3	0	3	9.68%	31		0			S,T,M,VP,SC	24+		
21608	ESCHWEILER STOLBERG	01/26/1960	Active	42	0	3	-3	-6.67%	45	44	1		None	P,S,T,M,VP SC	24+		
67345	ESCHWEILER-ASCVILARE	02/24/2003	Active	13	1	0	1	8.33%	12		6		None	P,S,T,M,VP SC	N/A		
64390	EUREGIO MAAS-RHEIN	06/04/2001	Active	21	2	3	-1	-4.55%	22	17	0			S,T,M,VP,SC	N/A		
21635	EUSKIRCHEN-NORDEIFEL	06/06/1962	Active	41	0	0	0	0.00%	41		1			S,T,M,VP,SC	N/A		
62227	EUSKIRCHEN-VEYBACH	06/30/1999	Active	21	1	0	1	5.00%	20		1			S,T,M,VP,SC	N/A		
108337	FRECHEN	05/13/2010	Active	15	1	0	1	7.14%	14		2		None	P,S,T,M,VP SC	24+		
84671	GUMMERSBACH	01/07/2005	Active	17	1	1	0	0.00%	17	7	0			S,T,M,VP,SC	24+		
53565	GUMMERSBACH AGGERTAL	08/03/1992	Active	32	0	2	-2	-5.88%	34	32	1		None	P,S,T,M,VP SC	24+		
57756	HENNEF RHEIN-SIEG	01/16/1996	Active	21	0	0	0	0.00%	23		0			S,T,M,VP,SC	N/A		
59724	HUERTH RHEINLAND	06/24/1997	Active	30	2	0	2	7.14%	28		3			S,T,M,VP,SC	N/A		
21614	JUELICH	10/20/1959	Active	25	3	0	3	13.64%	22		1		None	P,S,T,M,VP SC	N/A		
52154	JUELICH JULIACUM	11/13/1991	Active	33	0	0	0	0.00%	33		2			S,T,M,VP,SC	24+		



# Club Health Assessment for District 111RS through May 2025

			Status	Membership						Reports					Finance		LCIF
Club Number	Club Name	Charter Date		Current Member Count	YTD Members Added	YTD Members Dropped	YTD Net Growth	YTD Net Growth%	Member Count 12 Months Ago	Avg. length of service for dropped members	Months Since Last MMR ***	Yrs. Since Last Officer Report	President Rotation	Vice President Reported ****	Months Since Last Activity Report ***	Account Balance	Donations for current Fiscal Year
			Number of times on status quo within last two years	If below 15 members appears				If net loss is greater than 20% appears			If no report in 3 months appears in	When more than one year appears in	Number of repeat terms	Notes the officers that do not have appears in an active	If no report at 12 months red		
111538	JÜLICH GAVADIAE	06/29/2011	Active	28	1	0	1	3.70%	28		2		None	P,S,T,M,VP SC	N/A	90+ Days	
108340	KERPEN	05/11/2010	Active	36	2	1	1	2.86%	35	14	1		None	P,S,T,M,VP SC	24+		
21621	KOELN AGRIPPINA	04/04/1960	Active	34	2	1	1	3.03%	33	37	1			S,T,M,VP,SC	N/A		
21618	KOELN CALIGULA	06/30/1971	Active	44	1	1	0	0.00%	44	49	4		None	P,S,T,M,VP SC	24+		
21619	KOELN CLAUDIA ARA	06/16/1964	Active	36	1	3	-2	-5.26%	38	13	0		None	P,S,T,M,VP SC	24+		
21620	KOELN COLONIA	06/22/1954	Active	46	0	6	-6	-11.54%	52	19	5			S,T,M,VP,SC	N/A		
32435	KOELN CONSTANTINUS	06/17/1976	Active	13	1	1	0	0.00%	13	46	2			S,T,M,VP,SC	N/A		
60643	KOELN LINDENTHAL	04/13/1998	Active	38	3	0	3	8.57%	37		0			S,T,M,VP,SC	24+		
63899	KOELN RHENUS	01/08/2001	Active	36	1	2	-1	-2.70%	37	19	3		None	P,S,T,M,VP SC	24+		
54629	KOELN THEOPHANU	06/21/1993	Active	30	2	2	0	0.00%	30	12	1			S,T,M,VP,SC	N/A		
21622	KOELN VITELLIUS	07/03/1967	Active	22	0	1	-1	-4.35%	23	47	1			S,T,M,VP,SC	N/R		
54594	KOELN-HANSE	06/14/1993	Active	27	1	3	-2	-6.90%	29	20	1			S,T,M,VP,SC	24+		
63871	KOELN-LAETITIA	12/27/2000	Active	18	0	2	-2	-10.00%	20	4	0		2	S,T,M,VP,SC	24+		
36995	KOLN ALBERTUS MAGNUS	04/30/1979	Active	36	1	1	0	0.00%	36	43	0			S,T,M,VP,SC	24+		
119553	Koln Ursula	06/05/2013	Active	32	2	0	2	6.67%	29		0			S,T,M,VP,SC	24+		
134771	Köln-Rheingold	05/18/2018	Active	11	1	2	-1	-8.33%	14	1	0			S,T,M,VP,SC	24+		
53549	KREUZAU RUREIFEL	07/28/1992	Active	31	1	0	1	3.33%	30		1		None	P,S,T,M,VP SC	24+		
21630	LANGENFELD	08/21/1973	Active	39	1	2	-1	-2.50%	40	9	0			S,T,M,VP,SC	24+		
121583	Langenfeld Lady Lions	03/13/2014	Active	34	3	1	2	6.25%	32	0	0			S,T,M,VP,SC	24+		
62228	LEICHLINGEN LOEWEN VON BERG	06/30/1999	Active	20	0	5	-5	-20.00%	25	15	1			S,T,M,VP,SC	24+		
21625	LEVERKUSEN	10/08/1958	Active	31	1	0	1	3.33%	30		1		None	P,S,T,M,VP SC	N/A		
21626	LEVERKUSEN RHEIN WUPPER	07/08/1966	Active	17	0	0	0	0.00%	18		2		3	S,T,M,VP,SC	N/A		
64456	LEVERKUSEN-RHENANIA	06/25/2001	Active	23	0	0	0	0.00%	23		16			S,T,M,VP,SC	24+		
106114	LOHMAR	08/05/2009	Active	16	1	2	-1	-5.88%	17	15	1			S,T,M,VP,SC	N/A		



# Club Health Assessment for District 111RS through May 2025

			Status	Membership							Reports					Finance		LCIF
Club Number	Club Name	Charter Date		Current Member Count	YTD Members Added	YTD Members Dropped	YTD Net Growth	YTD Net Growth%	Member Count 12 Months Ago	Avg. length of service for dropped members	Months Since Last MMR ***	Yrs. Since Last Officer Report	President Rotation	Vice President Reported ****	Months Since Last Activity Report ***	Account Balance	Donations for current Fiscal Year	
			Number of times on status quo within last two years	If below 15 members appears				If net loss is greater than 20% appears			If no report in 3 months appears in	When more than one year appears in	Number of repeat terms	Notes the officers that do not have an active	If no report at 12 months appears in red			
84818	MECKENHEIM WACHTBERG Exc Award (06/30/2018)	02/08/2005	Active	37	3	0	3	8.82%	34		1			S,T,M,VP,SC	24+	90+ Days		
84708	MONHEIM AM RHEIN ALTE FREIHEIT	01/18/2005	Active	32	1	1	0	0.00%	31	5	1			S,T,M,VP,SC	24+			
54002	MONSCHAU	01/25/1993	Active	35	3	3	0	0.00%	35	24	2			S,T,M,VP,SC	24+			
45711	NEUNKIRCHEN-SEELSCHIED	01/06/1986	Active	36	3	1	2	5.88%	34	38	0			S,T,M,VP,SC	N/A			
21636	OBERBERG	12/08/1972	Active	47	1	0	1	2.17%	46		1			S,T,M,VP,SC	N/A			
91789	OVERATH	12/08/2005	Active	33	0	2	-2	-5.71%	35	14	0			S,T,M,VP,SC	24+			
46966	PULHEIM	02/26/1987	Active	34	1	4	-3	-8.11%	37	36	1		None	P,S,T,M,VP SC	N/A			
66334	ROESRATH	06/27/2002	Active	34	3	0	3	9.68%	29		2			S,T,M,VP,SC	24+			
65167	SANKT AUGUSTIN	03/27/2002	Active	26	2	0	2	8.33%	24		1			S,T,M,VP,SC	N/A			
21641	SIEBENGEBIRGE	11/19/1965	Active	14	0	0	0	0.00%	14		2			S,T,M,VP,SC	N/A			
21642	SIEGBURG	04/26/1967	Active	42	1	1	0	0.00%	42	39	3		None	P,S,T,M,VP SC	24+	90+ Days		
132497	Siegburg Löwensterne	08/18/2017	Active	21	3	2	1	5.00%	21	7	0			S,T,M,VP,SC	24+			
63575	TROISDORF	09/12/2000	Active	30	3	0	3	11.11%	27		0			S,T,M,VP,SC	N/A			
40162	UEBACH-PALENBERG / GEILENKIRCHEN	06/26/1981	Active	34	0	0	0	0.00%	34		1		None	P,S,T,M,VP SC	N/A			
31575	VOREIFEL	01/23/1976	Active	46	2	1	1	2.22%	45	36	1			S,T,M,VP,SC	24+	90+ Days		
29747	WUERSELEN	08/14/1974	Active	37	2	1	1	2.78%	38	30	1			S,T,M,VP,SC	N/A			

Clubs Cancelled Previous Fiscal Year – Clubs Cancelled within last 12 months may be reinstated

Club Number	Club Name	Charter Date	Current Status*	Cancellation Date
41679	KOELN-STADTWALD	06/29/1982	Cancelled(6*)	06/29/2024



# Club Health Assessment for District 111RS through May 2025

						Membership										Reports				Finance		LCIF	
Club Number	Club Name	Charter Date		Status		Current Member Count	YTD Members Added	YTD Members Dropped	YTD Net Growth	YTD Net Growth%	Member Count 12 Months Ago	Avg. length of service for dropped members	Months Since Last MMR ***	Yrs. Since Last Officer Report	President Rotation	Vice President Reported ****	Months Since Last Activity Report ***	Account Balance	Donations for current Fiscal Year				
				Number of times on status quo within last two years	If below 15 members appears	If net loss is greater than 20% appears						If no report in 3 months appears in	When more than one year appears in	Number of repeat terms	Notes the officers that do not have an active	If no report at 12 months appears in red							
Current Total Clubs Count	YTD New Clubs Count	YTD Cancelled Clubs Count	YTD Net Club Gain	Current Total Members Count	YTD Add	YTD Drop	YTD Net Growth	YTD Net Growth %	Member Count 12 Months Ago	Average Member Count Per Club	% of Clubs with less than 20 members	% No MMR in 3 Months	% No Officer Report in 12 Months	% of Clubs with balance 90+ days	Number of Clubs in Status Quo	% Status Quo Clubs in Financial Suspension	Number of Cancelled Clubs	Average Cancelled Club Age	Members Lost Due to Cancellation	% of Clubs Cancelled for Non-Financial Reasons			
86	2	0	2	2,587	165	97	68	2.70%	2,534	30	14%	16%	0%	9%	0	0%	0	0	0	0%			

\* - P - Priority Club. Cancellation Reasons: 1-Objectives/conduct, 2-Non-active club, 5-Non-existing club, 6-Disbanding, 7-Merger, 8-Financial Suspension, 9-District/Multiple District Dues.

\*\* - Abbreviation: P-President, S-Secretary, T-Treasurer, M-Member Chairperson, VP-First Vice President, MC-Communications Chairperson, SC-Service Chairperson

\*\*\* - Abbreviation: N/R - Never reported using the Lions Clubs website, N/A - Not applicable, No password registered for the Lions Clubs website.

\*\*\*\* - Abbreviation: N - New, IP - Immediate Past, R - Repeat.



# Club Health Assessment for District 111WL through May 2025

			Status	Membership							Reports					Finance		LCIF
Club Number	Club Name	Charter Date		Current Member Count	YTD Members Added	YTD Members Dropped	YTD Net Growth	YTD Net Growth%	Member Count 12 Months Ago	Avg. length of service for dropped members	Months Since Last MMR ***	Yrs. Since Last Officer Report	President Rotation	Vice President Reported ****	Months Since Last Activity Report ***	Account Balance	Donations for current Fiscal Year	
			Number of times on status quo within last two years	If below 15 members appears				If net loss is greater than 20% appears			If no report in 3 months appears in	When more than one year appears in	Number of repeat terms	Notes the officers that do not have appears in an active	If no report at 12 months red			
Clubs less than two years old																		
179715	Rheda-Wiedenbrück	2024	11/20/2024	Active	26	26	0	26	100.00%	0	0				VP,SC	N/A		
Clubs more than two years old																		
104010	AHLEN MÜNSTERLAND		11/24/2008	Active	25	0	1	-1	-3.85%	25	16	1		None	P,S,T,M,VP SC	24+		
115381	ALTENKIRCHEN FRIEDRICH WILHELM RAIFFEISEN		10/26/2011	Active	32	1	0	1	3.23%	31	1	1		None	P,S,T,M,VP SC	N/A		
64918	ANROECHTE-WARSTEIN-RU ETHEN		01/14/2002	Active	34	1	1	0	0.00%	35	12	2		None	P,S,T,M,VP SC	24+		
21651	ARNSBERG - SUNDERN		02/05/1960	Active	48	1	0	1	2.13%	47	0			None	P,S,T,M,VP SC	24+		
Exc Award (06/30/2018, 06/30/2020)																		
50197	ATTENDORN HANSESTADT		02/20/1990	Active	34	1	2	-1	-2.86%	35	20	0		None	P,S,T,M,VP SC	24+		
44067	BAD DRIBURG		06/18/1984	Active	38	0	0	0	0.00%	38	3			None	P,S,T,M,VP SC	24+		
61775	BAD MARIENBERG		04/13/1999	Active	35	0	2	-2	-5.41%	37	1	3		None	P,S,T,M,VP SC	N/A		
Exc Award (06/30/2018, 06/30/2023)																		
21652	BAD OEYNHAUSEN		05/23/1969	Active	17	0	3	-3	-15.00%	20	4	0		None	P,S,T,M,VP SC	24+		
33183	BAD SALZUFLEN		12/31/1976	Active	33	1	3	-2	-5.71%	34	33	1		None	P,S,T,M,VP SC	N/A		
111286	BAUMBERGE MÜNSTERLANC		06/16/2011	Active	28	2	1	1	3.70%	27	14	0		None	P,S,T,M,VP SC	24+		
21653	BECKUM-AHLEN		06/15/1960	Active	30	1	0	1	3.45%	30	0			None	P,S,T,M,VP SC	N/A		
21654	BIELEFELD		05/17/1955	Active	39	2	1	1	2.63%	38	1	0		None	P,S,T,M,VP SC	N/A		
126250	Bielefeld Benefiz Bund		12/09/2015	Active	12	0	0	0	0.00%	12	16			None	P,S,T,M,VP SC	24+		
125182	Bielefeld Eques Honoris		06/30/2015	Active	21	1	0	1	5.00%	22	2			None	P,S,T,M,VP SC	24+		
Exc Award (06/30/2018)																		
58395	BIELEFELD GÜTERSLOH MARSWIDIS		06/12/1996	Active	43	1	0	1	2.38%	42	1			None	P,S,T,M,VP SC	N/A	\$100.00	
44464	BIELEFELD HUENENBURG		12/28/1984	Active	18	0	4	-4	-18.18%	22	38	0		None	P,S,T,M,VP SC	24+		
82784	BIELEFELD LEINWEBER		06/24/2004	Active	32	1	3	-2	-5.88%	34	14	1		None	P,S,T,M,VP SC	N/A		
101068	BIELEFELD PHOENIX		01/28/2008	Active	33	1	0	1	3.13%	31	1			None	P,S,T,M,VP SC	N/A		
21656	BIELEFELD RAVENSBERG		05/18/1966	Active	27	1	1	0	0.00%	27	5	0		None	P,S,T,M,VP SC	24+		



# Club Health Assessment for District 111WL through May 2025

			Status	Membership							Reports					Finance		LCIF
Club Number	Club Name	Charter Date		Current Member Count	YTD Members Added	YTD Members Dropped	YTD Net Growth	YTD Net Growth%	Member Count 12 Months Ago	Avg. length of service for dropped members	Months Since Last MMR ***	Yrs. Since Last Officer Report	President Rotation	Vice President Reported ****	Months Since Last Activity Report ***	Account Balance	Donations for current Fiscal Year	
			Number of times on status quo within last two years	If below 15 members appears					If net loss is greater than 20% appears			If no report in 3 months appears in	When more than one year repeats in	Number of repeat terms	Notes the officers that do not have an active	If no report at 12 months red		
32438	BIELEFELD SPARREBERG	06/17/1976	Active	46	1	0	1	2.22%	45		1		None	P,S,T,M,VP SC	24+	90+ Days		
Exc Award (06/30/2018)																		
37965	BLOMBERG	01/28/1980	Active	23	0	8	-8	-25.81%	32	15	2		None	P,S,T,M,VP SC	N/A			
21659	BORKEN	05/03/1971	Active	46	0	1	-1	-2.13%	47	54	4		None	P,S,T,M,VP SC	24+			
29546	BOTTROP	06/28/1974	Active	34	1	1	0	0.00%	33	34	6		None	P,S,T,M,VP SC	N/A			
35609	BRÄKEL	05/31/1978	Active	45	4	0	4	9.76%	41		0		None	P,S,T,M,VP SC	24+			
21661	BRILON-MARSBERG	12/09/1963	Active	35	0	1	-1	-2.78%	36	18	3		None	P,S,T,M,VP SC	N/A			
21663	BUENDE	06/29/1966	Active	39	0	0	0	0.00%	40		1		None	P,S,T,M,VP SC	24+			
21662	BÜREN-SALZKOTTEN	06/08/1966	Active	37	0	0	0	0.00%	37		0		None	P,S,T,M,VP SC	24+			
54921	COESFELD	10/06/1993	Active	39	2	0	2	5.41%	37		2		None	P,S,T,M,VP SC	24+			
33736	DATTELN-WALTROP	04/13/1977	Active	45	1	1	0	0.00%	45	9	1			M,VP,SC	24+			
21666	DETMOLD	11/11/1959	Active	45	3	3	0	0.00%	45	27	0		None	P,S,T,M,VP SC	24+			
104011	DETMOLD CHERUSKER	11/24/2008	Active	34	2	1	1	3.03%	33	14	1		None	P,S,T,M,VP SC	N/R			
57210	DETMOLD RESIDENZ	07/13/1995	Active	48	2	0	2	4.35%	46		0		None	P,S,T,M,VP SC	24+			
35800	DORSTEN	06/21/1978	Active	43	0	3	-3	-6.52%	46	36	0		None	P,S,T,M,VP SC	N/A			
64043	DORSTEN HANSE	03/05/2001	Active	40	0	1	-1	-2.44%	41	12	0		None	P,S,T,M,VP SC	24+			
62229	DORSTEN LIPPE	06/30/1999	Active	30	2	1	1	3.45%	29	25	1		None	P,S,T,M,VP SC	N/A			
53794	DORSTEN WULFEN	11/09/1992	Active	30	1	1	0	0.00%	30	8	1		None	P,S,T,M,VP SC	24+			
21665	DUELMEIN	06/26/1968	Active	33	2	1	1	3.13%	33	32	0		None	P,S,T,M,VP SC	24+			
122626	Emsdetten	06/25/2014	Active	31	2	1	1	3.33%	30	11	0		None	P,S,T,M,VP SC	N/A			
Exc Award (06/30/2018)																		
49768	ENGER SPENGE	07/18/1989	Active	36	0	1	-1	-2.70%	36	28	4		None	P,S,T,M,VP SC	24+			
54050	ENNIGERLOH MUENSTERLAND	02/08/1993	Active	27	2	1	1	3.85%	26	32	0		None	P,S,T,M,VP SC	N/A	90+ Days		
Exc Award (06/30/2018)																		
64269	FREUDENBERG	05/17/2001	Active	26	1	0	1	4.00%	25		1		None	P,S,T,M,VP SC	N/A			
21670	GELSENKIRCHEN	12/14/1961	Active	22	0	3	-3	-12.00%	25	5	5		None	P,S,T,M,VP SC	24+			




# Club Health Assessment for District 111WL through May 2025

			Status	Membership							Reports				Finance	LCIF	
Club Number	Club Name	Charter Date		Current Member Count	YTD Members Added	YTD Members Dropped	YTD Net Growth	YTD Net Growth%	Member Count 12 Months Ago	Avg. length of service for dropped members	Months Since Last MMR ***	Yrs. Since Last Officer Report	President Rotation	Vice President Reported ****	Months Since Last Activity Report ***	Account Balance	Donations for current Fiscal Year
			Number of times on status quo within last two years	If below 15 members appears	If net loss is greater than 20% appears						If no report in 3 months appears in	When more than one year appears in	Number of repeat terms	Notes the officers that do not have an active	If no report at 12 months red		
21671	GELSENKIRCHEN BUER	05/30/1973	Active	38	3	2	1	2.70%	37	47	0		None	P,S,T,M,VP SC	24+	90+ Days	
21660	GLADBECK	11/13/1968	Active	38	1	1	0	0.00%	39	30	1		3	M,VP,SC	24+		
101968	GUETERSLOH LUTTERAUE	05/07/2008	Active	18	0	0	0	0.00%	18		2		None	P,S,T,M,VP SC	N/A		
37258	GUETERSLOH TEUTOBURGER WALD	06/26/1979	Active	36	0	2	-2	-5.26%	38	38	1		None	P,S,T,M,VP SC	24+		
21672	GUETERSLOH WIEDENBRUECK	01/15/1962	Active	43	2	2	0	0.00%	43	36	1		None	P,S,T,M,VP SC	24+		
39726	HALTERN AM SEE	04/06/1981	Active	41	0	1	-1	-2.38%	42	16	1		None	P,S,T,M,VP SC	24+		
47992	HAMALAND	12/30/1987	Active	41	1	0	1	2.50%	40		0		None	P,S,T,M,VP SC	24+		
21675	HAMM	06/04/1956	Active	44	0	0	0	0.00%	44		1		None	P,S,T,M,VP SC	N/A		
110642	HAMM BAD HAMM	03/23/2011	Active	30	2	0	2	7.14%	28		4		None	P,S,T,M,VP SC	24+		
43909	HAMM HAMMONA	05/21/1984	Active	38	0	0	0	0.00%	38		0		None	P,S,T,M,VP SC	N/A		
21676	HERFORD	10/20/1959	Active	30	0	1	-1	-3.23%	31	47	0		None	P,S,T,M,VP SC	N/A		
60683	HERFORD RADEWIGA	04/23/1998	Active	29	2	0	2	7.41%	27		0		None	P,S,T,M,VP SC	N/A		
21680	HOEXTER CORVEY	04/08/1967	Active	61	4	2	2	3.39%	59	28	1		None	P,S,T,M,VP SC	24+		
21682	KREUZTAL	11/30/1973	Active	32	1	0	1	3.23%	30		0		None	P,S,T,M,VP SC	24+		
96804	LAGE LIPPE	03/30/2006	Active	37	0	0	0	0.00%	35		4		None	P,S,T,M,VP SC	N/A		
21683	LEMGO	12/12/1968	Active	41	2	3	-1	-2.38%	42	22	1		None	P,S,T,M,VP SC	N/A		
34878	LENNESTADT	12/19/1977	Active	29	0	1	-1	-3.33%	30	31	0		None	P,S,T,M,VP SC	N/A		
21685	LIPPSTADT	12/11/1962	Active	47	0	0	0	0.00%	47		2		None	P,S,T,M,VP SC	N/A		
52371	LOEHNE	01/02/1992	Active	31	0	1	-1	-3.13%	32	33	2		None	P,S,T,M,VP SC	N/A		
21686	LUEBBECKE ESPELKAMP	05/06/1970	Active	40	0	0	0	0.00%	40		0		None	P,S,T,M,VP SC	24+		
Exc Award (06/30/2018)																	
21687	LUEDINGHAUSEN	10/27/1966	Active	49	0	3	-3	-5.77%	52	29	1		None	P,S,T,M,VP SC	24+		
21689	MARL	05/31/1968	Active	30	0	0	0	0.00%	30		5		None	P,S,T,M,VP SC	24+		
50348	MARL IM REVIER	03/19/1990	Active	24	2	1	1	4.35%	23	9	0		None	P,S,T,M,VP SC	N/A		
127488	Marsberg	05/09/2016	Active	30	0	1	-1	-3.23%	29	8	2		None	P,S,T,M,VP SC	N/A		





# Club Health Assessment for District 111WL through May 2025

			Status	Membership							Reports					Finance	LCIF
Club Number	Club Name	Charter Date		Current Member Count	YTD Members Added	YTD Members Dropped	YTD Net Growth	YTD Net Growth%	Member Count 12 Months Ago	Avg. length of service for dropped members	Months Since Last MMR ***	Yrs. Since Last Officer Report	President Rotation	Vice President Reported ****	Months Since Last Activity Report ***	Account Balance	Donations for current Fiscal Year
			Number of times on status quo within last two years	If below 15 members appears				If net loss is greater than 20% appears			If no report in 3 months appears in	When more than one year appears in	Number of repeat terms	Notes the officers that do not have an active	If no report at 12 months appears in red		
21691	MESCHEDE	12/16/1963	Active	40	2	2	0	0.00%	40	27	3		None	P,S,T,M,VP SC	24+		
31868	MINDEN	03/16/1976	Active	49	0	3	-3	-5.77%	53	48	0		None	P,S,T,M,VP SC	24+		
21692	MUENSTER	12/13/1954	Active	47	3	2	1	2.17%	46	16	1		None	P,S,T,M,VP SC	N/A		
58206	MUENSTER ANNETTE VON DROSTE-HUELSHOFF	04/25/1996	Active	35	2	0	2	6.06%	33		0		None	P,S,T,M,VP SC	N/A		
34223	MUENSTER LANDOIS	06/30/1977	Active	52	0	1	-1	-1.89%	52	47	0		None	P,S,T,M,VP SC	24+		
21693	MUENSTER WESTPHALIA	06/06/1966	Active	42	0	2	-2	-4.55%	44	32	6		None	P,S,T,M,VP SC	24+		
50319	MUENSTER-JOHANN CONRAD SCHLAUN	03/19/1990	Active	41	4	1	3	7.89%	38	6	1		None	P,S,T,M,VP SC	N/A		
134079	Münsterland-Graf Arnold	04/05/2018	Active	22	2	0	2	10.00%	20		0		None	P,T,M,VP,SC	N/A		
21694	NEHEIM HUESTEN	06/22/1964	Active	43	0	1	-1	-2.27%	44	8	1		None	P,S,T,M,VP SC	N/A		
88732	NEUNKIRCHEN BURBACH IM FREIEN GRUND	06/23/2005	Active	33	2	1	1	3.13%	32	19	1		None	P,S,T,M,VP SC	N/A		
21695	NORDWEST MUENSTERLAND	09/30/1968	Active	41	0	0	0	0.00%	41		0		None	P,S,T,M,VP SC	N/A		
38982	OERLINGHAUSEN	10/27/1980	Active	33	1	0	1	3.13%	31		2		None	P,S,T,M,VP SC	N/A		
115692	OLPE AM BIGGESEE	12/09/2011	Active	37	0	0	0	0.00%	37		0		None	P,S,T,M,VP SC	N/A		
21696	OLPE KURKOELN	01/12/1959	Active	38	3	2	1	2.70%	37	40	0		None	P,S,T,M,VP SC	24+		
62714	OLSBERG	01/18/2000	Active	33	0	0	0	0.00%	33		0		None	P,S,T,M,VP SC	24+		
116531	OSTBEVERN	04/09/2012	Active	34	3	3	0	0.00%	34	13	1		None	P,S,T,M,VP SC	N/A		
21697	PADERBORN	02/13/1960	Active	46	2	1	1	2.22%	45	8	1		None	P,S,T,M,VP SC	N/R		
40791	PADERBORN CAROLUS	01/08/1982	Active	33	0	4	-4	-10.81%	37	33	2		None	P,S,T,M,VP SC	24+		
64544	PADERBORN DREI HASEN	06/30/2001	Active	43	0	0	0	0.00%	43		0		None	P,S,T,M,VP SC	24+		
98139	RAHDEN ESPELKAMP	12/11/2006	Active	28	0	1	-1	-3.45%	29	18	2		None	P,S,T,M,VP SC	24+		
Exc Award (06/30/2018)																	
21698	RECKLINGHAUSEN	04/02/1958	Active	31	2	0	2	6.90%	29		1		None	P,S,T,M,VP SC	24+	90+ Days	
64054	RHEDA EMS	03/09/2001	Active	31	1	2	-1	-3.13%	32	14	0		None	P,S,T,M,VP SC	N/A		
44214	RHEIN WIED	08/03/1984	Active	17	4	6	-2	-10.53%	19	14	0		None	P,S,T,M,VP SC	24+		



# Club Health Assessment for District 111WL through May 2025

			Status		Membership						Reports					Finance		LCIF		
Club Number	Club Name	Charter Date			Current Member Count	YTD Members Added	YTD Members Dropped	YTD Net Growth	YTD Net Growth%	Member Count 12 Months Ago	Avg. length of service for dropped members	Months Since Last MMR ***	Yrs. Since Last Officer Report	President Rotation	Vice President Reported ****	Months Since Last Activity Report ***	Account Balance	Donations for current Fiscal Year		
			Number of times on status quo within last two years		If below 15 members appears				If net loss is greater than 20% appears			If no report in 3 months appears in	When more than one year appears in	Number of repeat terms		Notes the officers that do not have an active	If no report at 12 months appears in red			
41543	RHEINE	06/28/1982	Active		43	1	3	-2	-4.44%	45	23	2		None	P,S,T,M,VP SC	N/A	90+ Days			
45299	SCHMALLENBERG-HOCHSAUERLAND	07/18/1985	Active		39	0	2	-2	-4.88%	41	40	0		None	P,S,T,M,VP SC	24+				
21700	SIEGEN	10/14/1959	Active		40	2	2	0	0.00%	41	28	1		None	P,S,T,M,VP SC	N/A				
51542	SIEGEN-RUBENS	04/12/1991	Active		36	0	3	-3	-7.69%	39	30	0		None	P,S,T,M,VP SC	24+				
21701	SOEST	02/27/1962	Active		44	4	1	3	7.32%	41	44	3		None	P,S,T,M,VP SC	24+				
103238	SOEST HELLWEG	06/30/2008	Active		27	3	0	3	12.50%	24		0		None	P,S,T,M,VP SC	24+				
Exc Award (06/30/2024)																				
146867	Sorpesee	06/22/2021	Active		22	1	0	1	4.76%	21		2		None	P,S,T,M,VP SC	N/R				
Exc Award (06/30/2022, 06/30/2023)																				
21702	STEINFURT	04/14/1970	Active		40	1	0	1	2.56%	39		0		None	P,S,T,M,VP SC	24+				
Exc Award (06/30/2018)																				
21703	TECKLENBURG	06/06/1957	Active		39	0	0	0	0.00%	39		13		None	P,S,T,M,VP SC	N/A				
131403	Verl	06/21/2017	Active		30	3	0	3	11.11%	27		2		None	P,S,T,M,VP SC	24+				
21706	WARBURG	04/30/1968	Active		36	0	0	0	0.00%	36		4		None	P,S,T,M,VP SC	24+				
21707	WARENDORF	08/12/1968	Active		47	1	0	1	2.17%	46		1		None	P,S,T,M,VP SC	24+				
31276	WERL	10/20/1975	Active		42	0	0	0	0.00%	42		2		None	P,S,T,M,VP SC	24+				
32667	WERSE-EMS	08/04/1976	Active		38	5	1	4	11.76%	34	49	0		None	P,S,T,M,VP SC	24+				
21709	WESTERWALD	05/30/1961	Active		33	1	1	0	0.00%	33	25	1		None	P,S,T,M,VP SC	24+				
118804	WINTERBERG	02/18/2013	Active		18	0	0	0	0.00%	18		11		None	P,S,T,M,VP SC	24+				
21711	WITTGENSTEIN	06/21/1965	Active		33	0	0	0	0.00%	33		1		None	P,S,T,M,VP SC	24+				
Current Total Clubs Count	YTD New Clubs Count	YTD Cancelled Clubs Count	YTD Net Club Gain	Current Total Members Count	YTD Add	YTD Drop	YTD Net Growth	YTD Net Growth %	Member Count 12 Months Ago	Average Member Count Per Club	% of Clubs with less than 20 members	% No MMR in 3 Months	% No Officer Report in 12 Months	% of Clubs with balance 90+ days	Number of Clubs in Status Quo	% Status Quo Clubs in Financial Suspension	Number of Cancelled Clubs	Average Cancelled Club Age	Members Lost Due to Cancellation	% of Clubs Cancelled for Non-Financial Reasons
107	1	0	1	3,772	140	117	23	0.61%	3,747	35	6%	16%	0%	6%	0	0%	0	0	0	0%



Club Health Assessment for District 111WL through May 2025

			Status	Membership							Reports					Finance	LCIF
Club Number	Club Name	Charter Date		Current Member Count	YTD Members Added	YTD Members Dropped	YTD Net Growth	YTD Net Growth%	Member Count 12 Months Ago	Avg. length of service for dropped members	Months Since Last MMR ***	Yrs. Since Last Officer Report	President Rotation	Vice President Reported ****	Months Since Last Activity Report ***	Account Balance	Donations for current Fiscal Year
			Number of times on status quo within last two years	If below 15 members appears				If net loss is greater than 20% appears			If no report in 3 months appears in	When more than one year appears in	Number of repeat terms	Notes the officers that do not have an active	If no report at 12 months appears in red		

\* - P - Priority Club. Cancellation Reasons: 1-Objectives/conduct, 2-Non-active club, 5-Non-existing club, 6-Disbanding, 7-Merger, 8-Financial Suspension, 9-District/Multiple District Dues.  
\*\* - Abbreviation: P-President, S-Secretary, T-Treasurer, M-Member Chairperson, VP-First Vice President, MC-Communications Chairperson, SC-Service Chairperson  
\*\*\* - Abbreviation: N/R - Never reported using the Lions Clubs website, N/A - Not applicable, No password registered for the Lions Clubs website.  
\*\*\*\* - Abbreviation: N - New, IP - Immediate Past, R - Repeat.




# Club Health Assessment for District 111WR through May 2025

			Status	Membership							Reports					Finance		LCIF
Club Number	Club Name	Charter Date		Current Member Count	YTD Members Added	YTD Members Dropped	YTD Net Growth	YTD Net Growth%	Member Count 12 Months Ago	Avg. length of service for dropped members	Months Since Last MMR ***	Yrs. Since Last Officer Report	President Rotation	Vice President Reported ****	Months Since Last Activity Report ***	Account Balance	Donations for current Fiscal Year	
			Number of times on status quo within last two years	If below 15 members appears				If net loss is greater than 20% appears			If no report in 3 months appears in	When more than one year appears in	Number of repeat terms	Notes the officers that do not have an active	If no report at 12 months appears in red			
Clubs more than two years old																		
21650	ALTENA	10/03/1967	Active	39	4	2	2	5.41%	39	36	1		None	P,S,T,M,VP SC	24+	90+ Days		
57936	BERGKAMEN	03/05/1996	Active	51	1	1	0	0.00%	51	28	1		None	P,S,T,M,VP SC	N/A			
21657	BOCHUM	05/25/1959	Active	36	0	0	0	0.00%	36		1			S,T,M,VP,SC	N/A			
64696	BOCHUM ALLEGRA	09/28/2001	Active	29	2	1	1	3.57%	28	4	1			S,T,M,VP,SC	24+			
107866	BOCHUM GRAF ENGELBERT	03/25/2010	Active	27	0	0	0	0.00%	27		2			S,T,M,VP,SC	24+			
51920	BOCHUM HELLWEG	07/22/1991	Active	40	0	2	-2	-4.76%	42	12	0			S,T,M,VP,SC	24+			
30784	BOCHUM KEMNADE	05/05/1975	Active	39	0	0	0	0.00%	39		2			S,T,M,VP,SC	24+			
21658	BOCHUM RUHR	04/24/1967	Active	40	0	2	-2	-4.76%	43	44	0			S,T,M,VP,SC	24+			
Exc Award (06/30/2023)																		
135925	Bochum-Harmony	07/27/2018	Active	22	0	2	-2	-8.33%	26	6	0		None	P,S,T,M,VP SC	N/A	90+ Days		
21664	CASTROP RAUXEL	12/08/1966	Active	34	0	1	-1	-2.86%	35	49	4			S,T,M,VP,SC	24+			
32437	CASTROP-RAUXEL PHILLIPP VON VIERMUNDT	06/17/1976	Active	25	0	0	0	0.00%	25		2		None	P,S,T,M,VP SC	N/A			
21667	DORTMUND	11/29/1954	Active	46	2	3	-1	-2.13%	49	33	0		None	P,S,T,M,VP SC	24+			
77402	DORTMUND - AUXILIA	09/12/2003	Active	43	3	2	1	2.38%	42	17	0		None	P,S,T,M,VP SC	24+			
50247	DORTMUND HANSE	02/27/1990	Active	45	2	2	0	0.00%	45	35	2		None	P,S,T,M,VP SC	N/R			
59398	DORTMUND PHOENIX	04/14/1997	Active	41	0	0	0	0.00%	40		6			S,T,M,VP,SC	N/A			
29310	DORTMUND REINOLDUS	05/03/1974	Active	47	6	0	6	14.63%	41		0		None	P,S,T,M,VP SC	24+			
21668	DORTMUND TREMONIA	02/25/1964	Active	62	4	4	0	0.00%	62	47	0			S,T,M,VP,SC	24+			
116744	DORTMUND UNION	05/08/2012	Active	40	0	0	0	0.00%	38		2			S,T,M,VP,SC	24+			
64427	DORTMUND-FLUXA	06/20/2001	Active	36	1	1	0	0.00%	39	1	0			S,T,M,VP,SC	N/A			
64536	DORTMUND-ROTHE ERDE	06/28/2001	Active	49	2	1	1	2.08%	48	24	0			S,T,M,VP,SC	N/A			
109825	ENNEPE RUHR AUDACIA	12/03/2010	Active	14	0	1	-1	-6.67%	15	14	1			S,T,M,VP,SC	24+	90+ Days		
21669	ENNEPE-RUHR	06/30/1972	Active	30	1	1	0	0.00%	30	34	1		None	P,S,T,M,VP SC	24+			
21609	ESSEN ASSINDIA	05/20/1955	Active	52	0	3	-3	-5.45%	55	32	0		None	P,S,T,M,VP SC	24+			




# Club Health Assessment for District 111WR through May 2025

			Status	Membership							Reports					Finance		LCIF
Club Number	Club Name	Charter Date		Current Member Count	YTD Members Added	YTD Members Dropped	YTD Net Growth	YTD Net Growth%	Member Count 12 Months Ago	Avg. length of service for dropped members	Months Since Last MMR ***	Yrs. Since Last Officer Report	President Rotation	Vice President Reported ****	Months Since Last Activity Report ***	Account Balance	Donations for current Fiscal Year	
			Number of times on status quo within last two years	If below 15 members appears					If net loss is greater than 20% appears			If no report in 3 months appears in	When more than one year appears in	Number of repeat terms	Notes the officers that do not have an active	If no report at 12 months red		
67215	ESSEN COSMAS ET DAMIAN	02/03/2003	Active	33	1	3	-2	-5.71%	34	7	1		None	P,S,T,M,VP SC	N/A	90+ Days	\$1,000.00	
46432	ESSEN LUDGERUS	06/27/1986	Active	31	0	4	-4	-11.43%	35	16	1		None	P,S,T,M,VP SC	N/A			
146774	Essen Metropole Ruhr	06/18/2021	Active	27	1	1	0	0.00%	27	2	0		None	P,S,T,M,VP SC	N/A			
21610	ESSEN RUHRTAL	04/27/1970	Active	22	0	2	-2	-8.33%	23	45	2		None	P,S,T,M,VP SC	N/A			
63469	ESSEN SENTENTIA	06/30/2000	Active	32	3	1	2	6.67%	30	11	0		None	P,S,T,M,VP SC	N/A			
Exc Award (06/30/2024)																		
32434	ESSEN STADTWALD	06/17/1976	Active	25	2	2	0	0.00%	25	23	3		None	P,S,T,M,VP SC	24+			
21611	ESSEN WERETHINA	01/18/1965	Active	42	2	2	0	0.00%	42	16	0		None	P,S,T,M,VP SC	24+			
36597	ESSEN-BALDENEY	02/19/1979	Active	43	1	1	0	0.00%	43	41	2		None	P,S,T,M,VP SC	24+			
141157	Essen-Glückauf	03/12/2020	Active	20	1	1	0	0.00%	21	0	0		None	P,S,T,M,VP SC	N/A			
33447	HAAN	03/04/1977	Active	35	2	1	1	2.94%	34	37	1			M,VP,SC	N/A			
21673	HAGEN	02/27/1957	Active	44	2	3	-1	-2.22%	41	27	0		None	P,S,T,M,VP SC	N/A			
115069	HAGEN ASTERIA	09/12/2011	Active	34	0	0	0	0.00%	34		0			S,T,M,VP,SC	N/A			
42093	HAGEN HARKORT	12/17/1982	Active	37	2	0	2	5.71%	35		1			S,T,M,VP,SC	N/A			
21674	HAGEN MARK	12/14/1966	Active	38	1	2	-1	-2.56%	39	39	2			S,T,M,VP,SC	N/R			
32239	HATTINGEN/RUHR	05/18/1976	Active	30	3	1	2	7.14%	30	10	0			S,T,M,VP,SC	24+			
37480	HEMER	08/27/1979	Active	28	1	2	-1	-3.45%	28	44	1			S,T,M,VP,SC	24+			
21678	HERDECKE	02/25/1972	Active	30	0	0	0	0.00%	30		0			S,T,M,VP,SC	24+			
21679	HERNE	04/06/1960	Active	34	2	1	1	3.03%	33	44	1			S,T,M,VP,SC	N/R			
64583	HERNE-EMSCHERTAL	06/12/2001	Active	37	4	1	3	8.82%	34	16	0		2	S,T,M,VP,SC	24+	90+ Days		
29145	HERTEN	04/09/1974	Active	31	0	1	-1	-3.13%	31	50	0			S,T,M,VP,SC	N/A			
Exc Award (06/30/2024)																		
50540	HILDEN	05/10/1990	Active	29	1	0	1	3.57%	28		2		None	P,S,T,M,VP SC	24+			
21681	ISERLOHN	03/29/1960	Active	39	0	0	0	0.00%	40		1			S,T,M,VP,SC	24+			
97337	ISERLOHN HEMENDIS	06/19/2006	Active	32	1	0	1	3.23%	34		0			S,T,M,VP,SC	24+			



# Club Health Assessment for District 111WR through May 2025

			Status	Membership							Reports					Finance	LCIF
Club Number	Club Name	Charter Date		Current Member Count	YTD Members Added	YTD Members Dropped	YTD Net Growth	YTD Net Growth%	Member Count 12 Months Ago	Avg. length of service for dropped members	Months Since Last MMR ***	Yrs. Since Last Officer Report	President Rotation	Vice President Reported ****	Months Since Last Activity Report ***	Account Balance	Donations for current Fiscal Year
			Number of times on status quo within last two years	If below 15 members appears				If net loss is greater than 20% appears			If no report in 3 months appears in	When more than one year appears in	Number of repeat terms	Notes the officers that do not have an active	If no report at 12 months red		
30785	ISERLOHN LETMATHE	05/05/1975	Active	32	0	1	-1	-3.03%	33	49	0			S,T,M,VP,SC	24+	90+ Days	
61257	KAMEN WESTFALEN	11/16/1998	Active	39	2	2	0	0.00%	39	1	0		None	P,S,T,M,VP SC	24+		
Exc Award (06/30/2024)																	
21616	KETTWIG	04/21/1969	Active	28	0	0	0	0.00%	28		7		None	P,S,T,M,VP SC	N/A	90+ Days	
39904	KETTWIG-AUF DER HOEHE	05/11/1981	Active	34	1	0	1	3.03%	33		0		None	P,S,T,M,VP SC	24+		
103428	LÜDENSCHIED MINERVA	08/20/2008	Active	39	4	0	4	11.43%	35		1		None	P,S,T,M,VP SC	24+		
34982	LUEDENSCHIED MEDARDUS	01/27/1978	Active	52	2	0	2	4.00%	48		0			S,T,M,VP,SC	24+		
21684	LUEDENSCHIED-LENNETAL	03/16/1959	Active	39	0	1	-1	-2.50%	40	4	0			T,M,VP,SC	24+		
21688	LUENEN	04/04/1967	Active	42	1	2	-1	-2.33%	43	18	0		None	P,S,T,M,VP SC	N/A		
36241	MEINERZHAGEN-KIERSPE	11/22/1978	Active	38	0	1	-1	-2.56%	38	46	0			S,T,M,VP,SC	N/A		
21690	MENDEN	04/07/1967	Active	45	0	0	0	0.00%	45		2		None	P,S,T,M,VP SC	24+		
21627	METTMANN-WÜLFRAH	05/09/1968	Active	37	0	0	0	0.00%	37		1		None	P,S,T,M,VP SC	24+		
21631	MUELHEIM RUHR	06/10/1960	Active	35	3	1	2	6.06%	33	21	2		None	P,S,T,M,VP SC	24+		
21632	MUELHEIM RUHR HELLWEG	06/09/1969	Active	41	0	2	-2	-4.65%	43	32	0		None	P,S,T,M,VP SC	24+		
58045	MUELHEIM RUHR-LEINPFAD	03/29/1996	Active	32	2	0	2	6.67%	30		2		None	P,S,T,M,VP SC	24+		
21637	OBERHAUSEN	01/11/1960	Active	43	2	0	2	4.88%	41		1		None	P,S,T,M,VP SC	7		
39559	OBERHAUSEN GLUECKAUF	03/03/1981	Active	27	4	0	4	17.39%	23		0		None	P,S,T,M,VP SC	N/A		
32436	PLETTENBERG/ATTENDORN	06/25/1976	Active	38	2	2	0	0.00%	38	4	2			S,T,M,VP,SC	N/A		
21638	REMSCHIED	12/06/1958	Active	52	0	1	-1	-1.89%	54	13	1		None	P,S,T,M,VP SC	N/A		
82701	REMSCHIED WILHELM CONRAD ROENTGEN	06/21/2004	Active	42	2	0	2	5.00%	40		0		None	P,S,T,M,VP SC	24+		
21699	SCHWERTE	06/30/1971	Active	46	3	1	2	4.55%	44	53	0		None	P,S,T,M,VP SC	N/A		
82559	SCHWERTE CAELESTIA	06/08/2004	Active	31	1	0	1	3.33%	30		0		None	P,S,T,M,VP SC	N/A		
109559	SELM FREIHERR VOM STEIN	11/01/2010	Active	44	2	0	2	4.76%	42		2		None	P,S,T,M,VP SC	24+		
21643	SOLINGEN	10/03/1961	Active	38	1	1	0	0.00%	38	1	2		None	P,S,T,M,VP SC	24+		
21677	SPROCKHOEVEL	02/07/1972	Active	26	4	1	3	13.04%	23	33	2			S,T,M,VP,SC	N/R	90+ Days	



# Club Health Assessment for District 111WR through May 2025

			Membership								Reports					Finance		LCIF		
Club Number	Club Name	Charter Date		Current Member Count	YTD Members Added	YTD Members Dropped	YTD Net Growth	YTD Net Growth%	Member Count 12 Months Ago	Avg. length of service for dropped members	Months Since Last MMR ***	Yrs. Since Last Officer Report	President Rotation	Vice President Reported ****	Months Since Last Activity Report ***	Account Balance	Donations for current Fiscal Year			
			Number of times on status quo within last two years	If below 15 members appears						If net loss is greater than 20% appears	If no report in 3 months appears in	When more than one year appears in	Number of repeat terms	Notes the officers that do not have an active	If no report at 12 months red					
137414	Stever-Lippe Lady-Lions	02/19/2019	Active	21	1	2	-1	-4.55%	21	6	2		None	P,S,T,M,VP SC	24+	90+ Days				
21704	UNNA	06/15/1966	Active	48	1	0	1	2.13%	47		0		None	P,S,T,M,VP SC	24+					
82518	UNNA VIA REGIS	06/03/2004	Active	42	2	0	2	5.00%	40		0		None	P,S,T,M,VP SC	N/A					
21644	VELBERT HEILIGENHAUS	07/20/1960	Active	52	1	1	0	0.00%	51	42	0		None	P,S,T,M,VP SC	24+					
21705	WANNE EICKEL	10/26/1964	Active	35	2	0	2	6.06%	33		0		None	P,S,T,M,VP SC	24+					
21708	WATTENSCHIED	05/21/1969	Active	38	1	2	-1	-2.56%	39	10	1			S,T,M,VP,SC	24+					
Exc Award (06/30/2023)																				
21646	WERMELSKIRCHEN WIPPERFUERTH	10/21/1963	Active	28	4	4	0	0.00%	29	22	0		None	P,S,T,M,VP SC	24+					
40318	WERNE AN DER LIPPE	08/31/1981	Active	43	0	0	0	0.00%	43		0		None	P,S,T,M,VP SC	24+					
64882	WERNE IN WESTFALEN	12/26/2001	Active	36	1	0	1	2.86%	35		1		None	P,S,T,M,VP SC	24+					
57717	WETTER RUHR	01/03/1996	Active	16	2	1	1	6.67%	15	8	0			S,T,M,VP,SC	N/A					
21710	WITTEN	05/13/1969	Active	35	4	0	4	12.90%	31		0			S,T,M,VP,SC	24+					
52011	WITTEN MARK	09/16/1991	Active	39	1	0	1	2.63%	38		2			S,T,M,VP,SC	N/A					
88663	WITTEN REBECCA HANF	06/16/2005	Active	37	0	0	0	0.00%	36		10			S,T,M,VP,SC	24+					
21648	WUPPERTAL	10/04/1955	Active	38	0	3	-3	-7.32%	41	36	1		None	P,S,T,M,VP SC	24+					
41373	WUPPERTAL BERGISCH LAND	05/17/1982	Active	37	1	2	-1	-2.63%	38	30	5		None	P,S,T,M,VP SC	N/A					
63441	WUPPERTAL BERGISCHER LOEWE	06/30/2000	Active	33	2	2	0	0.00%	33	5	0		None	P,S,T,M,VP SC	24+	90+ Days				
68838	WUPPERTAL CORONA	05/20/2003	Active	19	1	0	1	5.56%	16		0		None	P,S,T,M,VP SC	24+					
21649	WUPPERTAL MITTE	02/01/1965	Active	49	1	3	-2	-3.92%	51	43	2		None	P,S,T,M,VP SC	N/A					
108470	WUPPERTAL SCHWEBEBAHN	05/25/2010	Active	47	6	0	6	14.63%	41		1		None	P,S,T,M,VP SC	24+	90+ Days				
Current Total Clubs Count	YTD New Clubs Count	YTD Cancelled Clubs Count	YTD Net Club Gain	Current Total Members Count	YTD Add	YTD Drop	YTD Net Growth	YTD Net Growth %	Member Count 12 Months Ago	Average Member Count Per Club	% of Clubs with less than 20 members	% No MMR in 3 Months	% No Officer Report in 12 Months	% of Clubs with balance 90+ days	Number of Clubs in Status Quo	% Status Quo Clubs in Financial Suspension	Number of Cancelled Clubs	Average Cancelled Club Age	Members Lost Due to Cancellation	% of Clubs Cancelled for Non-Financial Reasons
89	0	0	0	3,253	125	94	31	0.96%	3,222	37	3%	7%	0%	15%	0	0%	0	0	0	0%






Club Health Assessment for District 111WR through May 2025

			Status	Membership							Reports					Finance	LCIF
Club Number	Club Name	Charter Date		Current Member Count	YTD Members Added	YTD Members Dropped	YTD Net Growth	YTD Net Growth%	Member Count 12 Months Ago	Avg. length of service for dropped members	Months Since Last MMR ***	Yrs. Since Last Officer Report	President Rotation	Vice President Reported ****	Months Since Last Activity Report ***	Account Balance	Donations for current Fiscal Year
			Number of times on status quo within last two years	If below 15 members appears				If net loss is greater than 20% appears			If no report in 3 months appears in	When more than one year appears in	Number of repeat terms	Notes the officers that do not have an active	If no report at 12 months appears in red		

\* - P - Priority Club. Cancellation Reasons: 1-Objectives/conduct, 2-Non-active club, 5-Non-existing club, 6-Disbanding, 7-Merger, 8-Financial Suspension, 9-District/Multiple District Dues.  
\*\* - Abbreviation: P-President, S-Secretary, T-Treasurer, M-Member Chairperson, VP-First Vice President, MC-Communications Chairperson, SC-Service Chairperson  
\*\*\* - Abbreviation: N/R - Never reported using the Lions Clubs website, N/A - Not applicable, No password registered for the Lions Clubs website.  
\*\*\*\* - Abbreviation: N - New, IP - Immediate Past, R - Repeat.




# Club Health Assessment for District 111BS through May 2025

			Status	Membership							Reports					Finance		LCIF
Club Number	Club Name	Charter Date		Current Member Count	YTD Members Added	YTD Members Dropped	YTD Net Growth	YTD Net Growth%	Member Count 12 Months Ago	Avg. length of service for dropped members	Months Since Last MMR ***	Yrs. Since Last Officer Report	President Rotation	Vice President Reported ****	Months Since Last Activity Report ***	Account Balance	Donations for current Fiscal Year	
			Number of times on status quo within last two years	If below 15 members appears				If net loss is greater than 20% appears			If no report in 3 months appears in	When more than one year appears in	Number of repeat terms	Notes the officers that do not have appears in an active	If no report at 12 months red			
Clubs less than two years old																		
157001	Augsburg-Friedenstadt	01/30/2024	Active	36	8	9	-1	-2.70%	35	6	2		None	P,S,T,M,VP SC	N/A			
155899	Chiemsee-Westufer	09/29/2023	Active	35	4	0	4	12.90%	32		0		None	P,S,T,M,VP SC	N/R			
Clubs more than two years old																		
37604	ALTOETTING-BURGHAUSEN	10/22/1979	Active	45	3	3	0	0.00%	45	32	2		None	P,S,T,M,VP SC	24+			
21881	AM TEGERNSEE	04/30/1962	Active	42	0	0	0	0.00%	42		1		None	P,S,T,M,VP SC	24+			
60001	ASCHHEIM HERZOG TASSILO III	10/07/1997	Active	26	3	0	3	13.04%	23		0		None	P,S,T,M,VP SC	N/A			
21847	AUGSBURG	10/04/1957	Active	43	1	0	1	2.38%	42		2		None	P,S,T,M,VP SC	N/R			
61619	AUGSBURG ELIAS HOLL	03/15/1999	Active	44	1	0	1	2.33%	43		1		None	P,S,T,M,VP SC	N/A			
21848	AUGSBURG RAETIA	07/28/1972	Active	47	3	0	3	6.82%	45		1		None	P,S,T,M,VP SC	24+			
64134	AUGSBURG WESTLICHE WÄLDER	04/03/2001	Active	18	3	0	3	20.00%	15		1		None	P,S,T,M,VP SC	N/A	90+ Days		
54108	BABENHAUSEN FUGGERMARKT	02/19/1993	Active	25	0	0	0	0.00%	25		0		None	P,S,T,M,VP SC	N/A			
75909	BAD AIBLING-MANGFALLTAL	06/23/2003	Active	31	4	1	3	10.71%	28	21	0		None	P,S,T,M,VP SC	N/A			
97015	BAD ENDORF CHIEMGAU	04/26/2006	Active	21	0	4	-4	-16.00%	25	15	0		None	P,S,T,M,VP SC	N/A			
21849	BAD REICHENHALL	05/07/1968	Active	25	4	2	2	8.70%	25	33	2		None	P,S,T,M,VP SC	N/A	90+ Days		
21850	BAD TOELZ	08/31/1972	Active	33	0	1	-1	-2.94%	35	33	5		None	P,S,T,M,VP SC	24+			
21851	BAD WORISHOFEN MINDELHEIM	10/04/1962	Active	32	3	4	-1	-3.03%	33	15	1		None	P,S,T,M,VP SC	24+			
132223	Chieming Grabenstatt Via Julia	08/16/2017	Active	22	2	5	-3	-12.00%	25	10	0		None	P,S,T,M,VP SC	N/A			
103533	Chiemsee-Bedaium	09/26/2008	Active	33	0	0	0	0.00%	33		3		None	P,S,T,M,VP SC	N/R			
32292	DACHAU	05/21/1976	Active	37	0	0	0	0.00%	38		0		None	P,S,T,M,VP SC	24+			
62900	DIESSEN AM AMMERSEE	03/08/2000	Active	22	1	2	-1	-4.35%	23	18	1		None	P,S,T,M,VP SC	N/A			
21895	DILLINGEN	07/13/1970	Active	39	2	1	1	2.63%	38	33	2		None	P,S,T,M,VP SC	24+			
Exc Award (06/30/2017)																		
21896	DONAUWOERTH	01/26/1973	Active	46	2	0	2	4.55%	43		0		None	P,S,T,M,VP SC	N/A		\$93.67	



# Club Health Assessment for District 111BS through May 2025

			Status	Membership							Reports					Finance		LCIF
Club Number	Club Name	Charter Date		Current Member Count	YTD Members Added	YTD Members Dropped	YTD Net Growth	YTD Net Growth%	Member Count 12 Months Ago	Avg. length of service for dropped members	Months Since Last MMR ***	Yrs. Since Last Officer Report	President Rotation	Vice President Reported ****	Months Since Last Activity Report ***	Account Balance	Donations for current Fiscal Year	
			Number of times on status quo within last two years	If below 15 members appears				If net loss is greater than 20% appears			If no report in 3 months appears in	When more than one year appears in	Number of repeat terms	Notes the officers that do not have an active	If no report at 12 months appears in red			
46546	EBERSBERG	09/08/1986	Active	46	0	0	0	0.00%	46		0		None	P,S,T,M,VP SC	24+			
127137	Eching	03/29/2016	Active	18	0	1	-1	-5.26%	19	9	3		None	P,S,T,M,VP SC	24+			
64391	EICHSTAETT	06/04/2001	Active	44	0	0	0	0.00%	44		4		None	P,S,T,M,VP SC	24+			
36827	ERDING	03/26/1979	Active	43	3	2	1	2.38%	42	9	2		None	P,S,T,M,VP SC	24+			
86140	FREILASSING SALZBURGER LAND	04/08/2005	Active	42	5	0	5	13.51%	37		0		None	P,S,T,M,VP SC	24+			
21853	FREISING	06/09/1965	Active	44	3	1	2	4.76%	40	29	0		None	P,S,T,M,VP SC	24+			
40657	FRIEDBERG	12/14/1981	Active	36	2	1	1	2.86%	35	52	1		None	P,S,T,M,VP SC	24+			
21854	FRIEDRICHSHAFEN	04/21/1960	Active	26	1	4	-3	-10.34%	29	25	0		None	P,S,T,M,VP SC	24+			
125603	Friedrichshafen-Schloss Hersberg Cyber	08/11/2015	Active	12	0	0	0	0.00%	12		0		None	P,S,T,M,VP SC	N/R			
37641	FUERSTENFELDBRUCK	10/30/1979	Active	28	0	5	-5	-15.15%	33	39	2		None	P,S,T,M,VP SC	24+			
21855	FUESSEN ALLGAEU	09/01/1962	Active	44	2	0	2	4.76%	42		0		None	P,S,T,M,VP SC	N/R			
21856	GARMISCH PARTENKIRCHEN Exc Award (06/30/2024)	05/04/1957	Active	53	3	2	1	1.92%	42	47	1		None	P,S,T,M,VP SC	24+			
63440	GARMISCH-PARTENKIRCHE N WERDENFELS	06/30/2000	Active	26	1	3	-2	-7.14%	28	10	4		None	P,S,T,M,VP SC	24+			
48172	GERMERING	02/15/1988	Active	31	0	1	-1	-3.13%	35	15	0		None	P,S,T,M,VP SC	24+			
68918	GMUND-OBERLAND	06/23/2003	Active	22	0	2	-2	-8.33%	24	16	1		None	P,S,T,M,VP SC	24+			
21899	GUENZBURG SCHWABEN	01/05/1970	Active	50	2	1	1	2.04%	49	55	0		None	P,S,T,M,VP SC	N/A			
32869	ILLERTISSEN	10/28/1976	Active	33	3	1	2	6.45%	31	23	0		None	P,S,T,M,VP SC	24+			
21858	INGOLSTADT	05/13/1964	Active	59	0	1	-1	-1.67%	61	36	0		None	P,S,T,M,VP SC	24+			
68707	INGOLSTADT AUF DER SCHANZ	04/21/2003	Active	35	2	10	-8	-18.60%	43	18	2		None	P,S,T,M,VP SC	24+			
118662	INGOLSTADT-HOHE SCHULE Exc Award (06/30/2024)	01/24/2013	Active	18	1	4	-3	-14.29%	22	6	0		None	P,S,T,M,VP SC	N/A			
21860	KAUFBEUREN	12/13/1962	Active	36	3	1	2	5.88%	34	50	0		None	P,S,T,M,VP SC	N/A			
21861	KEMPTEN ALLGAEU	01/22/1960	Active	36	2	0	2	5.88%	34		0		None	P,S,T,M,VP SC	N/A			




# Club Health Assessment for District 111BS through May 2025

			Status	Membership							Reports				Finance		LCIF
Club Number	Club Name	Charter Date		Current Member Count	YTD Members Added	YTD Members Dropped	YTD Net Growth	YTD Net Growth%	Member Count 12 Months Ago	Avg. length of service for dropped members	Months Since Last MMR ***	Yrs. Since Last Officer Report	President Rotation	Vice President Reported ****	Months Since Last Activity Report ***	Account Balance	Donations for current Fiscal Year
			Number of times on status quo within last two years	If below 15 members appears	If net loss is greater than 20% appears						If no report in 3 months appears in	When more than one year appears in	Number of repeat terms	Notes the officers that do not have an active	If no report at 12 months appears in red		
31044	KEMPTEN CAMBODUNUM	06/30/1975	Active	48	0	3	-3	-5.88%	51	28	1		None	P,S,T,M,VP SC	24+	90+ Days	
59574	KEMPTEN MUESSIGGENGEL	05/06/1997	Active	9	2	6	-4	-30.77%	13	4	0		None	P,S,T,M,VP SC	N/A		
45422	KEMPTEN-BUCHENBERG	10/04/1985	Active	44	0	5	-5	-10.20%	50	13	2		None	P,S,T,M,VP SC	24+		
21862	LANDSBERG AM LECH	11/06/1967	Active	38	0	3	-3	-7.32%	37	26	1		None	P,S,T,M,VP SC	N/A		
21863	LINDAU	10/27/1954	Active	39	0	4	-4	-9.30%	42	32	3		None	P,S,T,M,VP SC	N/R		
50586	MARKTOBERDORF	05/23/1990	Active	41	0	2	-2	-4.65%	43	31	0		None	P,S,T,M,VP SC	24+		
44874	MARQUARTSTEIN ACHENTAL	04/05/1985	Active	27	3	1	2	8.00%	25	45	4		None	P,S,T,M,VP SC	24+		
21864	MEMMINGEN	10/20/1958	Active	53	1	0	1	1.92%	51		1		None	P,S,T,M,VP SC	24+		
61494	MIESBACH HOLZKIRCHEN	02/05/1999	Active	21	3	1	2	10.53%	21	10	0		None	P,S,T,M,VP SC	24+		
21865	MITTELSCHWABEN	09/23/1969	Active	44	0	2	-2	-4.35%	46	40	0		None	P,S,T,M,VP SC	N/A		
21866	MITTENWALD	02/22/1957	Active	31	1	0	1	3.33%	30		1		None	P,S,T,M,VP SC	24+		
38082	MUEHLDOERF-WALDKRAIBURG	02/21/1980	Active	43	2	0	2	4.88%	40		2		None	P,S,T,M,VP SC	N/A		
21867	MUENCHEN	03/02/1953	Active	48	3	1	2	4.35%	46	17	0		None	P,S,T,M,VP SC	24+		
21868	MUENCHEN ARABELLAPARK	02/09/1971	Active	24	2	1	1	4.35%	23	2	0			T,M,VP,SC	24+		
21870	MUENCHEN BAVARIA	07/22/1968	Active	28	1	1	0	0.00%	28	45	3		None	P,S,T,M,VP SC	N/R		
43251	MUENCHEN BLUTENBURG	12/12/1983	Active	28	0	0	0	0.00%	29		8		None	P,S,T,M,VP SC	24+		
48824	MUENCHEN CUVILLIES	07/07/1988	Active	12	1	5	-4	-25.00%	15	21	0		None	P,S,T,M,VP SC	24+		
35801	MUENCHEN FRIEDENSENGEL	06/27/1978	Active	24	1	0	1	4.35%	23		0		None	P,S,T,M,VP SC	24+		
45926	MUENCHEN GEISELGASTEIG	03/28/1986	Active	21	0	0	0	0.00%	21		3		None	P,S,T,M,VP SC	24+		
77470	MUENCHEN GEORGENSTEIN	10/09/2003	Active	31	0	0	0	0.00%	31		0		None	P,S,T,M,VP SC	N/R		
21857	MUENCHEN GRUENWALD	07/10/1964	Active	26	0	2	-2	-7.14%	28	50	0		None	P,S,T,M,VP SC	N/R		
51925	MUENCHEN HEINRICH DER LOEWE	07/30/1991	Active	28	0	1	-1	-3.45%	29	1	1		None	P,S,T,M,VP SC	24+		
21859	MUENCHEN ISARTAL	06/07/1963	Active	18	0	0	0	0.00%	18		0		None	P,S,T,M,VP SC	N/A		
58505	MUENCHEN KARL-VALENTIN	06/27/1996	Active	32	0	1	-1	-3.03%	33	22	1		None	P,S,T,M,VP SC	24+		

\$1,020.00



# Club Health Assessment for District 111BS through May 2025

			Status	Membership							Reports					Finance		LCIF
Club Number	Club Name	Charter Date		Current Member Count	YTD Members Added	YTD Members Dropped	YTD Net Growth	YTD Net Growth%	Member Count 12 Months Ago	Avg. length of service for dropped members	Months Since Last MMR ***	Yrs. Since Last Officer Report	President Rotation	Vice President Reported ****	Months Since Last Activity Report ***	Account Balance	Donations for current Fiscal Year	
			Number of times on status quo within last two years	If below 15 members appears					If net loss is greater than 20% appears			If no report in 3 months appears in	When more than one year appears in	Number of repeat terms	Notes the officers that do not have an active	If no report at 12 months appears in red		
Exc Award (06/30/2023)																		
51559	MUENCHEN KEFERLOH	04/19/1991	Active	23	2	2	0	0.00%	23	33	0		None	P,S,T,M,VP SC	24+	90+ Days		
44875	MUENCHEN MARIENPLATZ	04/15/1985	Active	28	0	1	-1	-3.45%	29	6	8		None	P,S,M,VP,SC	N/R			
78677	MUENCHEN METROPOLITAN	04/05/2004	Active	39	2	1	1	2.63%	38	11	1		None	P,S,T,M,VP SC	24+			
82783	MUENCHEN MULTINATIONAL	06/24/2004	Active	30	0	3	-3	-9.09%	33	11	0		None	P,S,T,M,VP SC	24+			
21872	MUENCHEN NYMPHENBURG	11/29/1972	Active	26	0	3	-3	-10.34%	29	4	6		None	P,S,T,M,VP SC	24+			
36742	MUENCHEN OLYMPIATURM	03/26/1979	Active	16	1	2	-1	-5.88%	17	25	1		None	P,S,T,M,VP SC	24+			
Exc Award (06/30/2021)																		
32666	MUENCHEN OPERA	08/09/1976	Active	27	2	2	0	0.00%	27	8	0		None	P,S,T,M,VP SC	24+			
61268	MUENCHEN PULLACH	11/18/1998	Active	39	1	2	-1	-2.50%	41	17	0		None	P,S,T,M,VP SC	24+			
21871	MUENCHEN SOLLN	04/02/1966	Active	24	1	0	1	4.35%	23		6		None	P,S,T,M,VP SC	N/A			
21874	MUENCHEN WUERMTAL	01/18/1971	Active	33	0	0	0	0.00%	32		0		None	P,S,T,M,VP SC	N/A			
Exc Award (06/30/2024)																		
21869	MUENCHEN-ALT-SCHWABING	06/27/1963	Active	37	1	0	1	2.78%	36		0		None	P,S,T,M,VP SC	24+			
Exc Award (06/30/2023)																		
108961	MÜNCHEN KÖNIG OTTO	08/18/2010	Active	29	1	1	0	0.00%	29	14	1		None	P,S,T,M,VP SC	24+			
138271	München Mare Nostrum	05/20/2019	Active	42	2	0	2	5.00%	40		0		None	P,S,T,M,VP SC	24+			
108384	MÜNCHEN MEDITERRANEO	05/20/2010	Active	27	4	0	4	17.39%	23		1		None	P,S,T,M,VP SC	N/A			
101969	München Münchner Kindl	05/06/2008	Active	38	5	0	5	15.15%	33		0		None	P,S,T,M,VP SC	24+			
42311	MURNAU STAFFELSEE	02/11/1983	Active	27	1	3	-2	-6.90%	29	13	0		None	P,S,T,M,VP SC	24+			
57673	NEUBURG AN DER DONAU	12/29/1995	Active	45	0	3	-3	-6.25%	48	29	1		None	P,S,T,M,VP SC	N/A			
46214	NEUFABRN	05/23/1986	Active	6	0	0	0	0.00%	7		0		None	P,S,T,M,VP SC	24+			
75927	NEUOETTING - INNSALZACH	06/30/2003	Active	39	1	0	1	2.63%	38		0		None	P,S,T,M,VP SC	N/R			
117903	NEU-ULM CAMPUS	09/26/2012	Active	29	1	2	-1	-3.33%	32	7	5		None	P,S,T,M,VP SC	24+			
21913	NOERDLINGEN	12/13/1962	Active	41	1	2	-1	-2.38%	42	49	2		2	M,VP,SC	24+			
21875	OBERALLGAEU	10/15/1960	Active	45	1	1	0	0.00%	43	55	2		None	P,S,T,M,VP SC	N/R		\$100.00	



# Club Health Assessment for District 111BS through May 2025

			Status	Membership							Reports					Finance		LCIF
Club Number	Club Name	Charter Date		Current Member Count	YTD Members Added	YTD Members Dropped	YTD Net Growth	YTD Net Growth%	Member Count 12 Months Ago	Avg. length of service for dropped members	Months Since Last MMR ***	Yrs. Since Last Officer Report	President Rotation	Vice President Reported ****	Months Since Last Activity Report ***	Account Balance	Donations for current Fiscal Year	
			Number of times on status quo within last two years	If below 15 members appears	If net loss is greater than 20% appears					If no report in 3 months appears in		When more than one year appears in	Number of repeat terms	Notes the officers that do not have an active	If no report at 12 months appears in red			
42831	OBERSTAUFEN WESTALLGAEU	06/16/1983	Active	24	0	1	-1	-4.00%	26	18	0		None	P,S,T,M,VP SC	24+	90+ Days	\$520.00	
138046	Oy Via Salina	04/29/2019	Active	58	4	3	1	1.75%	56	12	1		None	P,S,T,M,VP SC	N/R			
40659	PFAFFENHOFEN HALLERTAU	12/14/1981	Active	52	2	0	2	4.00%	50		5		None	P,S,T,M,VP SC	24+			
21852	PRIEN AM CHIEMSEE	07/17/1959	Active	9	1	0	1	12.50%	8		2		None	P,S,T,M,VP SC	N/A			
21876	ROSENHEIM	05/30/1962	Active	59	2	1	1	1.72%	58	37	0		None	P,S,T,M,VP SC	N/A			
51629	SCHLEISSHEIM	05/07/1991	Active	24	0	1	-1	-4.00%	27	2	0		None	P,S,T,M,VP SC	24+			
55971	SCHONGAU PFAFFENWINKEL	07/06/1994	Active	31	2	0	2	6.90%	30		0		None	P,S,T,M,VP SC	N/A			
51990	SCHROBENHAUSEN-AICHACH H	09/03/1991	Active	44	2	0	2	4.76%	39		0		None	P,S,T,M,VP SC	N/A			
21877	SCHWABMUENCHEN LECHFLD BUCHLOE Exc Award (06/30/2023)	06/11/1970	Active	31	3	0	3	10.71%	29		0		None	P,S,T,M,VP SC	N/A			
21878	SONTHOFEN	02/06/1963	Active	41	0	0	0	0.00%	41		0		None	P,S,T,M,VP SC	24+			
21879	STARNBERG	02/22/1973	Active	30	2	4	-2	-6.25%	32	27	1		None	P,S,T,M,VP SC	N/A			
99537	STARNBERGER SEE LUDWIG II	06/04/2007	Active	31	0	1	-1	-3.13%	32	18	2		None	P,S,T,M,VP SC	24+			
21880	STARNBERGER SEE-BUZENTAURUS	06/07/1963	Active	29	3	4	-1	-3.33%	30	36	1		None	P,S,T,M,VP SC	N/A			
21882	TRAUNSTEIN	09/22/1964	Active	41	2	2	0	0.00%	41	17	0		None	P,S,T,M,VP SC	N/A			
118576	ÜBERSEE-FORUM AM CHIEMSEE-CYBER	01/17/2013	Active	23	1	1	0	0.00%	23	3	0		None	P,S,T,M,VP SC	N/A			
104114	WAGINGER SEE	12/09/2008	Active	24	1	1	0	0.00%	24	16	0		None	P,S,T,M,VP SC	N/A			
21883	WASSERBURG AM INN	06/04/1962	Active	33	0	2	-2	-5.71%	35	11	1		None	P,S,T,M,VP SC	N/R			
21884	WEILHEIM AMMERSEE	05/29/1967	Active	27	2	3	-1	-3.57%	29	41	2		None	P,S,T,M,VP SC	24+			
66418	WOLFRATSHAUSEN-GERETSRIED	06/28/2002	Active	13	1	3	-2	-13.33%	15	7	1		None	P,S,T,M,VP SC	24+			

Clubs Cancelled Previous Fiscal Year – Clubs Cancelled within last 12 months may be reinstated

Club Number	Club Name	Charter Date	Current Status*	Cancellation Date
-------------	-----------	--------------	-----------------	-------------------



# Club Health Assessment for District 111BS through May 2025

Club NumberClub NameCharter Date			Status		Membership							Reports					Finance		LCIF	
					Current Member Count	YTD Members Added	YTD Members Dropped	YTD Net Growth	YTD Net Growth%	Member Count 12 Months Ago	Avg. length of service for dropped members	Months Since Last MMR ***	Yrs. Since Last Officer Report	President Rotation	Vice President Reported ****	Months Since Last Activity Report ***	Account Balance	Donations for current Fiscal Year		
			Number of times on status quo within last two years	If below 15 members appears				If net loss is greater than 20% appears			If no report in 3 months appears in	When more than one year appears in	Number of repeat terms		Notes the officers that do not have an active	If no report at 12 months appears in red				
43910	MUENCHEN-OTTOBRUNN	05/25/1984	Cancelled(6*)	02/29/2024																
40658	OBERAMMERGAU AMMERTAI	12/14/1981	Cancelled(7*)	06/29/2024																
Current Total Clubs Count	YTD New Clubs Count	YTD Cancelled Clubs Count	YTD Net Club Gain	Current Total Members Count	YTD Add	YTD Drop	YTD Net Growth	YTD Net Growth %	Member Count 12 Months Ago	Average Member Count Per Club	% of Clubs with less than 20 members	% No MMR in 3 Months	% No Officer Report in 12 Months	% of Clubs with balance 90+ days	Number of Clubs in Status Quo	% Status Quo Clubs in Financial Suspension	Number of Cancelled Clubs	Average Cancelled Club Age	Members Lost Due to Cancellation	% of Clubs Cancelled for Non-Financial Reasons
108	0	0	0	3,556	152	166	-14	-0.39%	3,565	33	10%	14%	0%	7%	0	0%	0	0	0	0%

\* - P - Priority Club. Cancellation Reasons: 1-Objectives/conduct, 2-Non-active club, 5-Non-existing club, 6-Disbanding, 7-Merger, 8-Financial Suspension, 9-District/Multiple District Dues.

\*\* - Abbreviation: P-President, S-Secretary, T-Treasurer, M-Member Chairperson, VP-First Vice President, MC-Communications Chairperson, SC-Service Chairperson

\*\*\* - Abbreviation: N/R - Never reported using the Lions Clubs website, N/A - Not applicable, No password registered for the Lions Clubs website.

\*\*\*\* - Abbreviation: N - New, IP - Immediate Past, R - Repeat.





# Club Health Assessment for District 111NH through May 2025

			Status	Membership							Reports				Finance	LCIF		
Club Number	Club Name	Charter Date		Current Member Count	YTD Members Added	YTD Members Dropped	YTD Net Growth	YTD Net Growth%	Member Count 12 Months Ago	Avg. length of service for dropped members	Months Since Last MMR ***	Yrs. Since Last Officer Report	President Rotation	Vice President Reported ****	Months Since Last Activity Report ***	Account Balance	Donations for current Fiscal Year	
			Number of times on status quo within last two years	If below 15 members appears					If net loss is greater than 20% appears			If no report in 3 months appears in	When more than one year appears in	Number of repeat terms	Notes the officers that do not have an active red	If no report at 12 months appears in red		
Clubs less than two years old																		
182289	Duderstadt	05/16/2025	Newly Chartered	27	27	0	27	100.00%	0		0		None	P,S,T,VP,SC	N/A			
156271	Niedersachsen-Hannover Media	10/18/2023	Active(1)	18	0	1	-1	-5.26%	23	1	0		None	P,S,T,M,VP SC	N/A			
Clubs more than two years old																		
21484	ALFELD	06/21/1962	Active	44	1	1	0	0.00%	44	41	2		None	P,S,T,M,VP SC	24+			
41203	BAD BEVENSEN	04/28/1982	Active	40	2	1	1	2.56%	39	17	1		None	P,S,T,M,VP SC	N/A			
119195	BAD EILSEN WESERBERGLAND	04/16/2013	Active	11	0	5	-5	-31.25%	16	11	0		None	P,S,T,M,VP SC	N/A			
37080	BAD GANDERSHEIM-SEESSEN	05/17/1979	Active	35	1	1	0	0.00%	35	11	0		None	P,S,T,M,VP SC	24+			
Exc Award (06/30/2023)																		
100097	BAD HARZBURG WALBURGA	08/27/2007	Active	23	0	0	0	0.00%	23		1		None	P,S,T,M,VP SC	24+			
Exc Award (06/30/2023, 06/30/2024)																		
21485	BAD PYRMONT	07/01/1964	Active	29	0	1	-1	-3.33%	30	45	0		None	P,S,T,M,VP SC	N/A			
21486	BRAUNSCHWEIG	12/16/1954	Active	38	0	3	-3	-7.32%	42	20	2		None	P,T,M,VP,SC	24+			
21487	BRAUNSCHWEIG ALTE WIEK	04/09/1970	Active	42	4	5	-1	-2.33%	43	36	0		None	P,S,T,M,VP SC	24+			
39071	BRAUNSCHWEIG DANKWARDERODE	11/17/1980	Active	46	1	3	-2	-4.17%	46	35	2		None	P,S,T,M,VP SC	24+			
59458	BRAUNSCHWEIG DIE LEONIDEN	05/05/1997	Active	23	0	1	-1	-4.17%	24	28	1		None	P,S,T,M,VP SC	24+			
67335	BRAUNSCHWEIG KLINTERKLATER	02/10/2003	Active	44	2	1	1	2.33%	43	21	0		None	P,S,T,M,VP SC	24+			
108170	BRAUNSCHWEIG LÖWENHERZ	04/26/2010	Active	48	0	0	0	0.00%	48		0		None	P,S,T,M,VP SC	24+			
120033	Braunschweig-Eulenspiegel	07/23/2013	Active	29	0	2	-2	-6.45%	31	9	11		None	P,S,T,M,VP SC	N/A			
21493	BURGDORF-ISERNHAGEN	06/14/1971	Active	34	1	0	1	3.03%	33		4		None	P,S,T,M,VP SC	24+			
21494	CELLE	10/01/1958	Active	43	1	1	0	0.00%	42	0	0		None	P,S,T,M,VP SC	24+	90+ Days		
30187	CELLE ALLERTAL	01/24/1975	Active	35	1	2	-1	-2.78%	35	44	0		None	P,S,T,M,VP SC	N/A	90+ Days		
108540	CELLE RESIDENZSTADT	06/01/2010	Active	31	5	0	5	19.23%	28		0		None	P,S,T,M,VP SC	24+			



# Club Health Assessment for District 111NH through May 2025

			Status	Membership							Reports					Finance		LCIF
Club Number	Club Name	Charter Date		Current Member Count	YTD Members Added	YTD Members Dropped	YTD Net Growth	YTD Net Growth%	Member Count 12 Months Ago	Avg. length of service for dropped members	Months Since Last MMR ***	Yrs. Since Last Officer Report	President Rotation	Vice President Reported ****	Months Since Last Activity Report ***	Account Balance	Donations for current Fiscal Year	
			Number of times on status quo within last two years	If below 15 members appears				If net loss is greater than 20% appears			If no report in 3 months appears in	When more than one year appears in	Number of repeat terms	Notes the officers that do not have an active	If no report at 12 months appears in red			
108728	DEISTER CALENBERGER LAND	06/23/2010	Active	19	2	1	1	5.56%	19	27	2		None	P,S,T,M,VP SC	N/A	90+ Days		
99762	DEISTER FONTANA	06/28/2007	Active	29	0	1	-1	-3.33%	30	17	1		None	P,S,T,M,VP SC	24+			
21497	EINBECK	06/23/1961	Active	37	1	1	0	0.00%	37	47	0		None	P,S,T,M,VP SC	N/A		\$100.00	
68770	GARBSEN	05/13/2003	Active	27	3	2	1	3.85%	26	21	0		None	P,S,T,M,VP SC	N/A			
21501	GIFHORN	02/05/1971	Active	37	2	1	1	2.78%	36	25	0		None	P,S,T,M,VP SC	24+	90+ Days		
111670	GIFHORN SÜDHEIDE	08/17/2011	Active	18	1	3	-2	-10.00%	17	6	0		None	P,S,T,M,VP SC	24+		\$55.00	
21502	GOETTINGEN	05/02/1957	Active	40	1	2	-1	-2.44%	41	51	1		None	P,S,T,M,VP SC	N/A			
54512	GOETTINGEN BETTINA VON ARNIM	05/25/1993	Active	31	1	1	0	0.00%	31	13	0		None	P,S,T,M,VP SC	N/A			
29811	GOETTINGEN HAINBERG	09/19/1974	Active	48	0	1	-1	-2.04%	49	35	0		None	P,S,T,M,VP SC	N/A			
42442	GOSLAR KAISERPFALZ	03/31/1983	Active	48	3	1	2	4.35%	46	42	0		None	P,S,T,M,VP SC	24+			
58680	GOSLAR RAMMELSBERG	09/09/1996	Active	35	0	1	-1	-2.78%	36	6	0		None	P,S,T,M,VP SC	N/A			
116622	GOSLAR 'UNITAS MUNDI'	04/20/2012	Active	28	1	0	1	3.70%	27		0		None	P,S,T,M,VP SC	24+			
21521	GOSLAR-BAD HARZBURG	03/25/1957	Active	36	4	2	2	5.88%	33	27	1		None	P,S,T,M,VP SC	24+			
145926	Göttingen Carl Friedrich Gauss	04/22/2021	Active	34	8	2	6	21.43%	28	8	2			M,VP,SC	N/R			
147940	Gottingen Interminati	09/01/2021	Active	26	1	1	0	0.00%	26	4	0		None	P,S,T,M,VP SC	N/A			
117704	GÖTTINGEN-GÖTTINGER 7	08/23/2012	Active	32	2	0	2	6.67%	30		0		None	P,S,T,M,VP SC	24+			
21505	HAMELN	04/23/1959	Active	45	1	1	0	0.00%	45	43	0		None	P,S,T,M,VP SC	24+			
119785	HamelN Weserbergland	06/26/2013	Active	18	1	0	1	5.88%	17		0		None	P,S,T,M,VP SC	24+			
144653	HamelN-Pyrmont Lumina 2020	12/31/2020	Active	19	0	0	0	0.00%	19		1		None	P,S,T,M,VP SC	N/R			
21507	HANNOVER	05/09/1955	Active	57	1	2	-1	-1.72%	58	41	0		None	P,S,T,M,VP SC	N/A			
82718	HANNOVER AEGIDIUS	06/22/2004	Active	20	1	3	-2	-9.09%	22	16	1		None	P,S,T,M,VP SC	24+			
49770	HANNOVER EILENRIEDE	07/26/1989	Active	35	2	1	1	2.94%	34	5	2		None	P,S,T,M,VP SC	24+			
107740	HANNOVER EXPO	03/09/2010	Active	32	2	1	1	3.23%	31	4	0		None	P,S,T,M,VP SC	24+			
76001	HANNOVER HERMES-CALENBERG	06/30/2003	Active	33	2	0	2	6.45%	31		0		None	P,S,T,M,VP SC	24+			



# Club Health Assessment for District 111NH through May 2025

			Status	Membership							Reports					Finance		LCIF
Club Number	Club Name	Charter Date		Current Member Count	YTD Members Added	YTD Members Dropped	YTD Net Growth	YTD Net Growth%	Member Count 12 Months Ago	Avg. length of service for dropped members	Months Since Last MMR ***	Yrs. Since Last Officer Report	President Rotation	Vice President Reported ****	Months Since Last Activity Report ***	Account Balance	Donations for current Fiscal Year	
			Number of times on status quo within last two years	If below 15 members appears	If net loss is greater than 20% appears					If no report in 3 months appears in		When more than one year appears in	Number of repeat terms	Notes the officers that do not have an active	If no report at 12 months red			
21508	HANNOVER HERRENHAUSEN	08/20/1963	Active	40	3	1	2	5.26%	38	19	0		None	P,S,T,M,VP SC	24+	90+ Days		
121147	Hannover Hohes Ufer	01/15/2014	Active	26	1	0	1	4.00%	25		5		None	P,S,T,M,VP SC	N/A			
126218	Hannover Kurfürstin Sophie	11/18/2015	Active	28	5	2	3	12.00%	28	14	0		None	P,S,T,M,VP SC	24+			
57212	HANNOVER LEIBNIZ	07/06/1995	Active	20	1	0	1	5.26%	19		4		None	P,S,T,M,VP SC	24+			
38480	HANNOVER LEINETAL	05/16/1980	Active	22	0	3	-3	-12.00%	25	30	0		None	P,S,T,M,VP SC	N/A			
48905	HANNOVER MASCHSEE	09/23/1988	Active	25	4	1	3	13.64%	24	36	0		None	P,S,T,M,VP SC	24+			
21509	HANNOVER TIERGARTEN	06/10/1966	Active	33	1	3	-2	-5.71%	34	5	1		None	P,S,T,M,VP SC	24+			
54562	HANNOVER VIKTORIA LUISE	06/04/1993	Active	18	0	1	-1	-5.26%	19	32	4		None	P,S,T,M,VP SC	N/A			
62317	HANNOVER WILHELM-BUSCH Exc Award (06/30/2023)	08/23/1999	Active	28	2	3	-1	-3.45%	29	8	0		None	P,S,T,M,VP SC	24+			
146221	Hannover-Kirchrode	05/19/2021	Active	37	0	0	0	0.00%	37		1		None	P,S,T,M,VP SC	N/A			
66771	HANNOVER-WIETZEAUE Exc Award (06/30/2023)	10/30/2002	Active	35	1	0	1	2.94%	34		1		None	P,S,T,M,VP SC	N/R			
21510	HELMSTEDT	01/27/1971	Active	37	1	3	-2	-5.13%	39	24	1		None	P,S,T,M,VP SC	N/A			
43098	HERMANNsburg BERGEN	10/18/1983	Active	38	0	0	0	0.00%	38		4		None	P,S,T,M,VP SC	24+			
21511	HILDESHEIM	10/17/1955	Active	42	0	0	0	0.00%	42		3		None	P,S,T,M,VP SC	24+			
21512	HILDESHEIM MARIENBURG	06/04/1967	Active	39	3	1	2	5.41%	37	5	0		None	P,S,T,M,VP SC	24+			
21513	HILDESHEIM ROSE	06/05/1973	Active	44	3	1	2	4.76%	42	52	0		None	P,S,T,M,VP SC	24+			
21514	HOLZMINDEN	10/12/1960	Active	40	1	1	0	0.00%	40	35	1		None	P,S,T,M,VP SC	N/A			
55972	ISERNHAGEN-BURGWEDEL	07/08/1994	Active	35	1	0	1	2.94%	33		0		None	P,S,T,M,VP SC	N/A			
59515	KOENIGSLUTTER KAISER LOTHAR	05/08/1997	Active	34	1	2	-1	-2.86%	35	28	0		None	P,S,T,M,VP SC	N/A			
34128	LANGENHAGEN Exc Award (06/30/2023)	06/17/1977	Active	21	0	1	-1	-4.55%	23	47	1		None	P,S,T,M,VP SC	24+			
44307	Lehrte-Sehnde im Großen Freien	10/23/1984	Active	33	2	1	1	3.13%	32	26	3		None	P,S,T,M,VP SC	N/R			
42569	LÜCHOW-DANNENBERG	04/29/1983	Active	40	1	1	0	0.00%	40	16	1		None	P,S,T,M,VP SC	N/R			



# Club Health Assessment for District 111NH through May 2025

			Status	Membership							Reports					Finance		LCIF
Club Number	Club Name	Charter Date		Current Member Count	YTD Members Added	YTD Members Dropped	YTD Net Growth	YTD Net Growth%	Member Count 12 Months Ago	Avg. length of service for dropped members	Months Since Last MMR ***	Yrs. Since Last Officer Report	President Rotation	Vice President Reported ****	Months Since Last Activity Report ***	Account Balance	Donations for current Fiscal Year	
			Number of times on status quo within last two years	If below 15 members appears	If net loss is greater than 20% appears						If no report in 3 months appears in	When more than one year appears in	Number of repeat terms	Notes the officers that do not have an active	If no report at 12 months red			
76000	MEINE-PAPENTEICH	06/30/2003	Active	32	0	1	-1	-3.03%	32	12	0		None	P,S,T,M,VP SC	24+	90+ Days	\$10.00	
21518	MUNSTER-BISPINGEN	11/01/1971	Active	37	1	0	1	2.78%	37		0		None	P,S,T,M,VP SC	24+			
47653	NEUSTADT AM RUEBENBERGE	07/30/1987	Active	32	3	2	1	3.23%	31	19	0		None	P,S,T,M,VP SC	24+			
21522	NORTHEIM	01/09/1962	Active	36	1	1	0	0.00%	36	1	2		None	P,S,T,M,VP SC	N/A			
21523	OBERHARZ	12/18/1967	Active	35	3	0	3	9.38%	32		2		None	P,S,T,M,VP SC	N/A			
21531	PEINE	03/12/1963	Active	50	5	3	2	4.17%	48	17	0		None	P,S,T,M,VP SC	24+			
21532	PORTA WESTFALICA	03/13/1959	Active	47	7	0	7	17.50%	39		0		None	P,S,T,M,VP SC	24+			
Exc Award (06/30/2020, 06/30/2024)																		
55701	PORTA WESTFALICA-JUDICA	05/16/1994	Active	31	4	2	2	6.90%	29	29	1		None	P,S,T,M,VP SC	N/A			
48173	RINTELN	02/15/1988	Active	27	0	3	-3	-10.00%	30	37	0		None	P,S,T,M,VP SC	24+			
28154	SALZGITTER	03/18/1974	Active	38	1	0	1	2.70%	37		0		None	P,S,T,M,VP SC	N/A			
139418	Salzgitter Lionsz	08/23/2019	Active	17	1	0	1	6.25%	17		4		None	P,S,T,M,VP SC	N/A			
60779	SALZGITTER SCHLOSS SALDER	05/18/1998	Active	34	0	1	-1	-2.86%	35	14	0		None	P,S,T,M,VP SC	24+			
Exc Award (06/30/2023)																		
29965	SCHAUMBURG	11/22/1974	Active	37	0	1	-1	-2.63%	38	9	0		None	P,S,T,M,VP SC	24+			
54725	SEESSEN-OSTERODE ROSWITHA VON	07/06/1993	Active	24	1	0	1	4.35%	23		2		None	P,S,T,M,VP SC	24+			
35803	SPRINGE	06/21/1978	Active	30	2	1	1	3.45%	29	46	2		None	P,S,T,M,VP SC	24+			
40256	STADTHAGEN	07/14/1981	Active	15	1	2	-1	-6.25%	16	24	1		None	P,S,T,M,VP SC	N/A			
21534	STEINHUDE MEER	01/23/1963	Active	40	3	0	3	8.11%	37		5		None	P,S,T,M,VP SC	24+			
21528	SUEDHARZ	12/13/1960	Active	40	3	0	3	8.11%	36		1		None	P,S,T,M,VP SC	24+			
21535	UELZEN	06/24/1971	Active	38	1	4	-3	-7.32%	41	17	2		None	P,S,T,M,VP SC	24+			
21536	USLAR	10/24/1967	Active	36	1	0	1	2.86%	35		0		None	P,S,T,M,VP SC	N/A			
Exc Award (06/30/2023)																		
63379	WEDEMARK	06/30/2000	Active	17	0	1	-1	-5.56%	20	6	3		None	P,S,T,M,VP SC	24+			
43252	WIENHAUSEN FLOTWEDEL	12/20/1983	Active	34	5	1	4	13.33%	30	41	0		None	P,S,T,M,VP SC	N/A			



# Club Health Assessment for District 111NH through May 2025

			Status	Membership							Reports					Finance		LCIF
Club Number	Club Name	Charter Date		Current Member Count	YTD Members Added	YTD Members Dropped	YTD Net Growth	YTD Net Growth%	Member Count 12 Months Ago	Avg. length of service for dropped members	Months Since Last MMR ***	Yrs. Since Last Officer Report	President Rotation	Vice President Reported ****	Months Since Last Activity Report ***	Account Balance	Donations for current Fiscal Year	
			Number of times on status quo within last two years	If below 15 members appears				If net loss is greater than 20% appears			If no report in 3 months appears in	When more than one year appears in	Number of repeat terms		Notes the officers that do not have an active	If no report at 12 months appears in red		
21539	WITTINGEN	03/16/1967	Active	33	1	3	-2	-5.71%	35	25	0		None	P,S,T,M,VP SC	24+	90+ Days		
21540	WOLFENBUETTEL	11/26/1964	Active	38	1	0	1	2.70%	37		2		None	P,S,T,M,VP SC	N/A			
110852	WOLFENBÜTTEL HERZOG AUGUST	04/18/2011	Active	29	2	0	2	7.41%	27		0		None	P,S,T,M,VP SC	24+			
21541	WOLFSBURG	04/08/1970	Active	42	2	0	2	5.00%	40		0		None	P,S,T,M,VP SC	24+			
33880	WOLFSBURG HOFFMANN VON FALLERSLEBEN	05/18/1977	Active	38	1	1	0	0.00%	38	2	0		None	P,S,T,M,VP SC	N/A			
67534	WOLFSBURG NEW GENERATION	03/31/2003	Active	30	2	4	-2	-6.25%	31	9	2		None	P,S,T,M,VP SC	24+			
57943	WOLFSBURG VORSFELDE	03/04/1996	Active	28	1	0	1	3.70%	27		0		None	P,S,T,M,VP SC	24+			

Clubs Cancelled Previous Fiscal Year – Clubs Cancelled within last 12 months may be reinstated

Club Number	Club Name	Charter Date	Current Status*	Cancellation Date
108518	HANNOVER LÖWENBASTION	05/28/2010	Cancelled(6*)	08/29/2023

Current Total Clubs Count	YTD New Clubs Count	YTD Cancelled Clubs Count	YTD Net Club Gain	Current Total Members Count	YTD Add	YTD Drop	YTD Net Growth	YTD Net Growth %	Member Count 12 Months Ago	Average Member Count Per Club	% of Clubs with less than 20 members	% No MMR in 3 Months	% No Officer Report in 12 Months	% of Clubs with balance 90+ days	Number of Clubs in Status Quo	% Status Quo Clubs in Financial Suspension	Number of Cancelled Clubs	Average Cancelled Club Age	Members Lost Due to Cancellation	% of Clubs Cancelled for Non-Financial Reasons
94	1	0	1	3,104	170	112	58	1.90%	3,050	33	11%	12%	0%	9%	0	0%	0	0	0	0%

\* - P - Priority Club. Cancellation Reasons: 1-Objectives/conduct, 2-Non-active club, 5-Non-existing club, 6-Disbanding, 7-Merger, 8-Financial Suspension, 9-District/Multiple District Dues.


\*\* - Abbreviation: P-President, S-Secretary, T-Treasurer, M-Member Chairperson, VP-First Vice President, MC-Communications Chairperson, SC-Service Chairperson

\*\*\* - Abbreviation: N/R - Never reported using the Lions Clubs website, N/A - Not applicable, No password registered for the Lions Clubs website.

\*\*\*\* - Abbreviation: N - New, IP - Immediate Past, R - Repeat.



# Club Health Assessment for District 111SW through May 2025

			Status	Membership							Reports					Finance	LCIF
Club Number	Club Name	Charter Date		Current Member Count	YTD Members Added	YTD Members Dropped	YTD Net Growth	YTD Net Growth%	Member Count 12 Months Ago	Avg. length of service for dropped members	Months Since Last MMR ***	Yrs. Since Last Officer Report	President Rotation	Vice President Reported ****	Months Since Last Activity Report ***	Account Balance	Donations for current Fiscal Year
			Number of times on status quo within last two years	If below 15 members appears				If net loss is greater than 20% appears			If no report in 3 months appears in	When more than one year appears in	Number of repeat terms	Notes the officers that do not have appears in an active	If no report at 12 months red		
Clubs less than two years old																	
157564	Ettenheim-Nördlicher Breisgau	03/27/2024	Active	30	2	6	-4	-11.76%	34	1	1		None	P,S,T,M,VP SC	N/A		
181724	Freiburg-Aurora	04/04/2025	Newly Chartered	20	20	0	20	100.00%	0		0		None	P,S,T,VP,SC	N/A		
181573	Lahr Schwarzwald	04/02/2025	Newly Chartered	26	27	1	26	100.00%	0	0	0		None	P,S,T,VP,SC	N/R		
Clubs more than two years old																	
37602	ACHERN	10/11/1979	Active	37	0	2	-2	-5.13%	39	26	1		None	P,S,T,M,VP SC	24+	90+ Days	
43648	BAD KROZINGEN-STAUFEN	03/19/1984	Active	38	1	1	0	0.00%	38	13	2		None	P,S,T,M,VP SC	24+		
100182	BAD SAECKINGEN	09/13/2007	Active	28	2	0	2	7.69%	26		1		None	P,S,T,M,VP SC	24+		
45300	BREISACH KAISERSTUHL TUNIBERG	07/15/1985	Active	36	2	2	0	0.00%	36	23	2		None	P,S,T,M,VP SC	24+		
59430	BUEHL-BADEN	04/28/1997	Active	20	1	4	-3	-13.04%	23	19	0		None	P,S,T,M,VP SC	N/A		
95269	DONAU NECKAR	02/08/2006	Active	25	1	1	0	0.00%	27	15	0		None	P,S,T,M,VP SC	24+		
44182	DONAUESCHINGEN	07/23/1984	Active	38	0	2	-2	-5.00%	40	18	0		None	P,S,T,M,VP SC	N/R		
116803	DREISAMTAL	05/16/2012	Active	21	4	1	3	16.67%	18	13	1		None	P,S,T,M,VP SC	24+		
43377	EMMENDINGEN	01/16/1984	Active	38	1	2	-1	-2.56%	39	29	1		None	P,S,T,M,VP SC	N/A		
21803	FREIBURG	11/22/1954	Active	43	2	2	0	0.00%	43	5	0		None	P,S,T,M,VP SC	24+		
Exc Award (06/30/2018)																	
34315	FREIBURG ALT FREIBURG	07/29/1977	Active	41	1	3	-2	-4.65%	41	13	1		None	P,S,T,M,VP SC	24+		
60799	FREIBURG OBERLINDEN	05/21/1998	Active	42	0	0	0	0.00%	42		6		None	P,S,T,M,VP SC	24+		
Exc Award (06/30/2024)																	
55546	FREIBURG-MUNZINGEN	04/13/1994	Active	23	2	0	2	9.52%	21		1		None	P,S,T,M,VP SC	N/A		
39438	GENGENBACH	02/28/1981	Active	22	0	0	0	0.00%	21		11		None	P,S,T,M,VP SC	N/R		
29524	HOCHSCHWARZWALD	06/20/1974	Active	42	3	2	1	2.44%	41	29	0		None	P,S,T,M,VP SC	24+		
101675	KAISERSTUHL-BREISGAU	05/07/2008	Active	25	2	0	2	8.70%	25		0		None	P,S,T,M,VP SC	24+		
44308	KEHL HANAUERLAND	10/23/1984	Active	26	1	3	-2	-7.14%	27	17	0		None	P,S,T,M,VP SC	24+		



# Club Health Assessment for District 111SW through May 2025

			Status	Membership							Reports				Finance		LCIF	
Club Number	Club Name	Charter Date		Current Member Count	YTD Members Added	YTD Members Dropped	YTD Net Growth	YTD Net Growth%	Member Count 12 Months Ago	Avg. length of service for dropped members	Months Since Last MMR ***	Yrs. Since Last Officer Report	President Rotation	Vice President Reported ****	Months Since Last Activity Report ***	Account Balance	Donations for current Fiscal Year	
			Number of times on status quo within last two years	If below 15 members appears				If net loss is greater than 20% appears			If no report in 3 months appears in	When more than one year appears in	Number of repeat terms		Notes the officers that do not have an active	If no report at 12 months appears in red		
21813	KINZIGTAL	01/14/1967	Active	41	1	0	1	2.50%	40		1		None	P,S,T,M,VP SC	N/A			
21814	KONSTANZ	03/31/1955	Active	56	0	3	-3	-5.08%	59	45	2		None	P,S,T,M,VP SC	N/A			
60266	KONSTANZ ZUR KATZ	01/07/1998	Active	25	1	2	-1	-3.85%	27	27	0		None	P,S,T,M,VP SC	24+			
33879	LAHR-ORTENAU	05/11/1977	Active	25	0	8	-8	-24.24%	33	10	1		None	P,S,T,M,VP SC	N/A			
21817	LOERRACH	05/12/1958	Active	38	0	1	-1	-2.56%	39	12	1		None	P,S,T,M,VP SC	N/A			
141518	Markgräflerland	05/07/2020	Active	22	4	6	-2	-8.33%	24	3	0		None	P,S,T,M,VP SC	N/A			
103430	MÜLLHEIM NEUENBURG	08/13/2008	Active	38	4	2	2	5.56%	37	15	0		None	P,S,T,M,VP SC	N/A			
61926	OBERKIRCH SCHAUENBURG Exc Award (06/30/2024)	05/14/1999	Active	44	2	1	1	2.33%	43	5	0		None	P,S,T,M,VP SC	24+			
21824	OFFENBURG	11/08/1960	Active	56	1	1	0	0.00%	56	15	0		None	P,S,T,M,VP SC	N/A			
61081	OFFENBURG SIMPLICIUS Exc Award (06/30/2018)	08/11/1998	Active	32	1	3	-2	-5.88%	34	15	1		None	P,S,T,M,VP SC	24+			
21827	RADOLFZELL SINGEN	05/20/1963	Active	38	3	1	2	5.56%	35	13	0		None	P,S,T,M,VP SC	N/A			
21831	ROTTWEIL	11/15/1956	Active	46	1	2	-1	-2.13%	47	34	0		None	P,S,T,M,VP SC	24+			
58467	SCHLIENGEN IM MARKGRAEFERLAND Exc Award (06/30/2024)	06/20/1996	Active	27	1	0	1	3.85%	26		2		None	P,S,T,M,VP SC	N/A			
53878	SCHWENNINGEN	12/08/1992	Active	47	2	1	1	2.17%	47	12	2		None	P,S,T,M,VP SC	N/A			
21810	SIGMARINGEN-HOHENZOLLERN	08/14/1973	Active	31	2	5	-3	-8.82%	34	26	0		None	P,S,T,M,VP SC	N/A			
49515	SINGEN HEGAU	05/03/1989	Active	49	0	2	-2	-3.92%	51	9	0		None	P,S,T,M,VP SC	N/A			
43378	STOCKACH	01/09/1984	Active	40	1	0	1	2.56%	38		0		None	P,S,T,M,VP SC	N/A			
38677	TRIBERG SCHWARZWALD	06/25/1980	Active	14	0	0	0	0.00%	14		2		None	P,S,T,M,VP SC	N/A			
21840	TUTTLINGEN	02/11/1960	Active	53	3	3	0	0.00%	53	46	1		None	P,S,T,M,VP SC	24+			
21841	UEBERLINGEN	03/20/1961	Active	41	0	1	-1	-2.38%	42	11	1		None	P,S,T,M,VP SC	N/A			
21844	VILLINGEN	01/16/1959	Active	51	3	0	3	6.25%	48		3		None	P,S,T,M,VP SC	24+	90+ Days		
123756	Villingen-Schwenningen Mitte	12/09/2014	Active	31	3	0	3	10.71%	29		0		None	P,S,T,M,VP SC	24+	90+ Days		





# Club Health Assessment for District 111SW through May 2025

Club NumberClub NameCharter Date			Status	Membership							Reports					Finance		LCIF		
				Current Member Count	YTD Members Added	YTD Members Dropped	YTD Net Growth	YTD Net Growth%	Member Count 12 Months Ago	Avg. length of service for dropped members	Months Since Last MMR ***	Yrs. Since Last Officer Report	President Rotation	Vice President Reported ****	Months Since Last Activity Report ***	Account Balance	Donations for current Fiscal Year			
			Number of times on status quo within last two years	If below 15 members appears				If net loss is greater than 20% appears			If no report in 3 months appears in	When more than one year appears in	Number of repeat terms		Notes the officers that do not have an active	If no report at 12 months appears in red				
Exc Award (06/30/2024)																				
46483	WALDKIRCH ELZTAL	07/02/1986	Active	33	1	3	-2	-5.71%	36	11	0		None	P,S,T,M,VP SC	24+					
21846	WALDSHUT	09/21/1959	Active	56	3	1	2	3.70%	54	40	0		None	P,S,T,M,VP SC	24+					
93607	WEIL AM RHEIN	01/11/2006	Active	28	3	7	-4	-12.50%	32	9	1		None	P,S,T,M,VP SC	N/A					
64868	ZELL AM HARMERSBACH	12/14/2001	Active	35	1	1	0	0.00%	35	2	5		None	P,S,T,M,VP SC	24+					
Exc Award (06/30/2023)																				
Current Total Clubs Count	YTD New Clubs Count	YTD Cancelled Clubs Count	YTD Net Club Gain	Current Total Members Count	YTD Add	YTD Drop	YTD Net Growth	YTD Net Growth %	Member Count 12 Months Ago	Average Member Count Per Club	% of Clubs with less than 20 members	% No MMR in 3 Months	% No Officer Report in 12 Months	% of Clubs with balance 90+ days	Number of Clubs in Status Quo	% Status Quo Clubs in Financial Suspension	Number of Cancelled Clubs	Average Cancelled Club Age	Members Lost Due to Cancellation	% of Clubs Cancelled for Non-Financial Reasons
46	2	0	2	1,618	113	86	27	1.70%	1,594	35	2%	9%	0%	7%	0	0%	0	0	0	0%

\* - P - Priority Club. Cancellation Reasons: 1-Objectives/conduct, 2-Non-active club, 5-Non-existing club, 6-Disbanding, 7-Merger, 8-Financial Suspension, 9-District/Multiple District Dues.


\*\* - Abbreviation: P-President, S-Secretary, T-Treasurer, M-Member Chairperson, VP-First Vice President, MC-Communications Chairperson, SC-Service Chairperson

\*\*\* - Abbreviation: N/R - Never reported using the Lions Clubs website, N/A - Not applicable, No password registered for the Lions Clubs website.

\*\*\*\* - Abbreviation: N - New, IP - Immediate Past, R - Repeat.




# Club Health Assessment for District 111SM through May 2025

			Status	Membership							Reports					Finance		LCIF
Club Number	Club Name	Charter Date		Current Member Count	YTD Members Added	YTD Members Dropped	YTD Net Growth	YTD Net Growth%	Member Count 12 Months Ago	Avg. length of service for dropped members	Months Since Last MMR ***	Yrs. Since Last Officer Report	President Rotation	Vice President Reported ****	Months Since Last Activity Report ***	Account Balance	Donations for current Fiscal Year	
			Number of times on status quo within last two years	If below 15 members appears					If net loss is greater than 20% appears			If no report in 3 months appears in	When more than one year appears in	Number of repeat terms	Notes the officers that do not have an active	If no report at 12 months appears in red		
Clubs more than two years old																		
41544	AALEN	06/14/1982	Active	44	3	5	-2	-4.35%	46	23	1		None	P,S,T,M,VP SC	24+	90+ Days	\$400.00	
68714	AALEN KOCHER JAGST	04/30/2003	Active	42	2	0	2	5.00%	40		2		None	P,S,T,M,VP SC	24+			
Exc Award (06/30/2024)																		
21794	BACKNANG	04/24/1964	Active	42	2	0	2	5.00%	40		0		None	P,S,T,M,VP SC	24+	90+ Days		
47750	BAD BUCHAU FEDERSEE	10/01/1987	Active	32	0	0	0	0.00%	30		0		None	P,S,T,M,VP SC	24+			
21795	BAD MERGENTHEIM	05/13/1964	Active	52	1	1	0	0.00%	52	45	0		None	P,S,T,M,VP SC	N/A			
Exc Award (06/30/2018)																		
40655	BAD WIMPFEN	12/10/1981	Active	45	1	0	1	2.27%	44		1		None	P,S,T,M,VP SC	N/A			
21796	BALINGEN	06/05/1961	Active	35	0	0	0	0.00%	35		0		None	P,S,T,M,VP SC	24+			
118499	BALINGEN HILARITAS	12/20/2012	Active	22	1	0	1	4.76%	20		1		None	P,S,T,M,VP SC	24+			
21797	BIBERACH	04/06/1959	Active	56	2	1	1	1.82%	55	31	0		None	P,S,T,M,VP SC	24+			
32439	BIETIGHEIM-BISSINGEN	06/25/1976	Active	39	2	1	1	2.63%	39	48	0		None	N P,S,T	24+			
108206	BLAUBEUREN LAICHINGER ALB	04/28/2010	Active	19	0	1	-1	-5.00%	20	12	1		None	P,S,T,M,VP SC	N/A			
36242	BLAUBEUREN-LAICHINGEN	11/13/1978	Active	44	1	1	0	0.00%	44	23	2		None	P,S,T,M,VP SC	24+			
116330	BÖBLINGEN-SCHÖNBUCH	04/11/2012	Active	28	4	1	3	12.00%	25	5	0		None	P,S,T,M,VP SC	24+			
21798	BOEBLINGEN SINDELFINGEN	06/29/1965	Active	35	0	1	-1	-2.78%	38	58	0		None	P,S,T,M,VP SC	24+			
47259	BOTTWARTAL	04/21/1987	Active	41	2	0	2	5.13%	40		0		None	P,S,T,M,VP SC	24+	90+ Days		
Exc Award (06/30/2023)																		
21800	CRAILSHEIM	11/20/1967	Active	53	4	2	2	3.92%	53	21	0		None	P,S,T,M,VP SC	N/A			
Exc Award (06/30/2023)																		
31816	EHINGEN/ALB-DONAU	03/11/1976	Active	55	2	0	2	3.77%	53		3		None	P,S,T,M,VP SC	24+			
Exc Award (06/30/2023)																		
36916	ERBACH DONAU	04/03/1979	Active	26	0	0	0	0.00%	26		7		None	P,S,T,M,VP SC	N/A			
35398	ERMSTAL	04/26/1978	Active	38	1	1	0	0.00%	38	44	4		None	P,S,T,M,VP SC	N/A			
21801	ESSLINGEN AM NECKAR	12/16/1960	Active	42	1	0	1	2.44%	41		6		None	P,S,T,M,VP SC	24+			



# Club Health Assessment for District 111SM through May 2025

			Status	Membership							Reports					Finance	LCIF	
Club Number	Club Name	Charter Date		Current Member Count	YTD Members Added	YTD Members Dropped	YTD Net Growth	YTD Net Growth%	Member Count 12 Months Ago	Avg. length of service for dropped members	Months Since Last MMR ***	Yrs. Since Last Officer Report	President Rotation	Vice President Reported ****	Months Since Last Activity Report ***	Account Balance	Donations for current Fiscal Year	
			Number of times on status quo within last two years	If below 15 members appears				If net loss is greater than 20% appears			If no report in 3 months appears in	When more than one year appears in	Number of repeat terms		Notes the officers that do not have an active	If no report at 12 months appears in red		
21802	ESSLINGEN BURG	03/18/1970	Active	32	0	2	-2	-5.88%	34	29	2		None	P,S,T,M,VP SC	24+	90+ Days		
61837	ESSLINGEN POSTMICHEL	04/26/1999	Active	33	0	0	0	0.00%	33		2		None	P,S,T,M,VP SC	24+			
88859	FELLBACH	06/30/2005	Active	25	2	1	1	4.17%	24	19	2		None	P,S,T,M,VP SC	N/A			
Exc Award (06/30/2018)																		
56411	FILDERSTADT	01/11/1995	Active	29	0	2	-2	-6.45%	31	23	0		None	P,S,T,M,VP SC	N/A			
Exc Award (06/30/2023)																		
37603	GEISLINGEN STEIGE	10/11/1979	Active	47	1	3	-2	-4.08%	49	28	0		None	P,S,T,M,VP SC	N/A			
50452	GIENGEN-HEIDENHEIM	04/23/1990	Active	38	2	2	0	0.00%	38	29	0		None	P,S,T,M,VP SC	24+			
128037	Gmünd-Staufferland	06/21/2016	Active	16	1	0	1	6.67%	15		1		None	P,S,T,M,VP SC	24+			
21805	GOEPPINGEN	02/19/1962	Active	43	1	0	1	2.38%	42		0		None	P,S,T,M,VP SC	24+			
54677	GUEGLINGEN ZABERGAEU	06/28/1993	Active	33	2	1	1	3.13%	32	31	1		None	P,S,T,M,VP SC	24+			
21808	HEIDENHEIM AN DER BRENZ	05/12/1964	Active	34	1	1	0	0.00%	34	42	2		None	P,S,T,M,VP SC	24+			
61927	HEIDENHEIM STEINHEIM	05/12/1999	Active	27	2	1	1	3.85%	26	25	3		None	P,S,T,M,VP SC	24+	90+ Days		
21807	HEILBRONN	04/21/1961	Active	61	2	2	0	0.00%	61	28	2		None	P,S,T,M,VP SC	24+			
29522	HEILBRONN FRANKEN	06/28/1974	Active	60	1	1	0	0.00%	61	14	0		None	P,S,T,M,VP SC	24+			
58944	HEILBRONN-WARTBERG	12/26/1996	Active	46	1	1	0	0.00%	46	14	2		None	P,S,T,M,VP SC	N/A			
41046	HERRENBERG	03/18/1982	Active	25	4	1	3	13.64%	22	6	0		None	P,S,T,M,VP SC	24+			
35493	HOHENLOHE	04/26/1978	Active	59	1	0	1	1.72%	58		0		None	P,S,T,M,VP SC	N/A			
Exc Award (06/30/2019)																		
63034	HOHENLOHE-KUENZELSAU	04/06/2000	Active	52	2	1	1	1.96%	51	25	3		None	P,S,T,M,VP SC	N/A			
66718	HOHENLOHER LAND	10/16/2002	Active	31	1	0	1	3.33%	29		0		None	P,S,T,M,VP SC	24+			
32240	HOHENZOLLERN-HECHINGEN	05/07/1976	Active	31	0	0	0	0.00%	31		0		None	P,S,T,M,VP SC	24+			
32241	HORB-SULZ	05/07/1976	Active	28	1	1	0	0.00%	28	41	2		None	P,S,T,M,VP SC	N/A			
68882	JOHANNES KEPLER	05/29/2003	Active	31	4	0	4	14.81%	27		3		None	P,S,T,M,VP SC	N/A			
57054	KORNWESTHEIM	06/09/1995	Active	37	2	0	2	5.71%	35		2		None	P,S,T,M,VP SC	N/A			



# Club Health Assessment for District 111SM through May 2025

			Status	Membership							Reports					Finance		LCIF
Club Number	Club Name	Charter Date		Current Member Count	YTD Members Added	YTD Members Dropped	YTD Net Growth	YTD Net Growth%	Member Count 12 Months Ago	Avg. length of service for dropped members	Months Since Last MMR ***	Yrs. Since Last Officer Report	President Rotation	Vice President Reported ****	Months Since Last Activity Report ***	Account Balance	Donations for current Fiscal Year	
			Number of times on status quo within last two years	If below 15 members appears				If net loss is greater than 20% appears			If no report in 3 months appears in	When more than one year appears in	Number of repeat terms	Notes the officers that do not have appears in an active	If no report at 12 months red			
61463	LAUPHEIM	01/29/1999	Active	42	0	0	0	0.00%	42		2		None	P,S,T,M,VP SC	24+	90+ Days		
29860	LEONBERG	10/07/1974	Active	29	0	1	-1	-3.33%	29	50	0		None	P,S,T,M,VP SC	24+			
21816	LEUTKIRCH	11/19/1965	Active	33	0	1	-1	-2.94%	35	41	0		None	P,S,T,M,VP SC	24+			
45927	Limes Rems	03/11/1986	Active	31	1	2	-1	-3.13%	32	5	0			M,VP,SC	24+			
67054	LIMES-OSTALB	12/17/2002	Active	39	0	0	0	0.00%	39		0		None	P,S,T,M,VP SC	24+			
21819	LUDWIGSBURG FAVORITE	07/15/1969	Active	40	4	0	4	11.11%	35		2		None	P,S,T,M,VP SC	24+			
21818	LUDWIGSBURG MONREPOS	04/26/1963	Active	46	3	1	2	4.55%	43	22	0		None	P,S,T,M,VP SC	24+			
60247	MUNDERKINGEN- EHINGEN	01/02/1998	Active	47	0	1	-1	-2.08%	48	21	0		None	P,S,T,M,VP SC	24+			
63877	NECKAR ALB REUTLINGEN	12/27/2000	Active	42	5	0	5	13.51%	37		1		None	P,S,T,M,VP SC	24+			
60496	NECKARSULM	03/17/1998	Active	17	0	1	-1	-5.56%	18	11	3		None	P,S,M,VP,SC	24+			
103426	NETZWERK SÜD	08/25/2008	Active	20	2	1	1	5.26%	20	14	0		None	P,S,T,M,VP SC	24+			
21823	NÜERTINGEN KIRCHHEIM	12/13/1963	Active	44	0	2	-2	-4.35%	46	38	0		None	P,S,T,M,VP SC	24+			
84592	NUERTINGEN TECK NEUFFEN	12/23/2004	Active	22	0	2	-2	-8.33%	22	11	0		None	P,S,T,M,VP SC	24+			
59303	OSTALB-IPF	03/31/1997	Active	46	1	0	1	2.22%	44		1		None	P,S,T,M,VP SC	24+			
47765	PLOCHINGEN	10/12/1987	Active	26	0	2	-2	-7.14%	28	37	6		None	P,S,T,M,VP SC	24+			
21829	RAVENSBURG	04/18/1962	Active	62	1	3	-2	-3.13%	64	39	4		None	P,S,T,M,VP SC	24+			
39640	REMSTAL	03/31/1981	Active	41	0	4	-4	-8.89%	45	23	1		None	P,S,T,M,VP SC	N/A			
21830	REUTLINGEN	06/12/1959	Active	52	3	3	0	0.00%	52	52	0		None	P,S,T,M,VP SC	N/R			
120919	Rottenburg	12/09/2013	Active	16	0	0	0	0.00%	16		0		None	P,S,T,M,VP SC	24+			
60217	SCHORNDORF	12/22/1997	Active	40	3	1	2	5.26%	38	4	2		None	P,S,T,M,VP SC	24+			
102948	SCHOZACHTAL	06/27/2008	Active	14	0	1	-1	-6.67%	15	17	1		None	P,S,T,M,VP SC	N/A			
21832	SCHWAEBISCH GMUEND	11/16/1962	Active	46	3	3	0	0.00%	46	6	1			N M,SC	N/A			
21833	SCHWAEBISCH HALL	11/14/1960	Active	62	1	2	-1	-1.59%	62	45	0		None	P,S,T,M,VP SC	24+			
49204	SOLITUDE LEONBERG DITZINGEN GERLINGEN S	02/14/1989	Active	22	2	2	0	0.00%	22	36	2		None	P,S,T,M,VP SC	24+			



# Club Health Assessment for District 111SM through May 2025

			Status	Membership							Reports					Finance		LCIF
Club Number	Club Name	Charter Date		Current Member Count	YTD Members Added	YTD Members Dropped	YTD Net Growth	YTD Net Growth%	Member Count 12 Months Ago	Avg. length of service for dropped members	Months Since Last MMR ***	Yrs. Since Last Officer Report	President Rotation	Vice President Reported ****	Months Since Last Activity Report ***	Account Balance	Donations for current Fiscal Year	
			Number of times on status quo within last two years	If below 15 members appears	If net loss is greater than 20% appears					If no report in 3 months appears in	When more than one year appears in	Number of repeat terms	Notes the officers that do not have an active	If no report at 12 months appears in red				
21834	STUTT GART	02/02/1952	Active	58	3	1	2	3.57%	55	29	1		None	P,S,T,M,VP SC	24+			
119377	STUTT GART 0711	05/15/2013	Active	32	0	2	-2	-5.88%	34	10	2		None	P,S,T,M,VP SC	24+			
54987	STUTT GART AIRPORT	10/25/1993	Active	40	2	2	0	0.00%	40	21	1		None	P,S,T,M,VP SC	24+			
Exc Award (06/30/2024)																		
103887	STUTT GART ALTE WEINSTEIGE	11/06/2008	Active	36	3	3	0	0.00%	35	6	1		None	P,S,T,M,VP SC	24+			
48553	STUTT GART ALTES SCHLOSS	05/10/1988	Active	33	0	1	-1	-2.94%	37	0	1		None	P,S,T,M,VP SC	24+			
97343	STUTT GART CITY	06/20/2006	Active	42	1	5	-4	-8.70%	46	4	1		None	P,S,T,M,VP SC	N/A			
21835	STUTT GART FERNSEHTURM	11/02/1972	Active	19	0	1	-1	-5.00%	20	42	5		None	P,S,T,M,VP SC	N/A			
Exc Award (06/30/2023)																		
77727	STUTT GART FONTANA	12/29/2003	Active	19	0	0	0	0.00%	19		0		None	P,S,T,M,VP SC	24+			
107206	STUTT GART LITERATURHAUS	01/07/2010	Active	15	0	1	-1	-6.25%	18	15	2		None	P,S,T,M,VP SC	24+			
21836	STUTT GART NECKAR	04/13/1964	Active	30	0	0	0	0.00%	31		8		None	P,S,T,M,VP SC	N/A			
50652	STUTT GART ROSENSTEIN	06/07/1990	Active	35	0	1	-1	-2.78%	36	11	1		None	P,S,T,M,VP SC	24+			
Exc Award (06/30/2024)																		
43649	STUTT GART SCHLOSSGARTEN	03/15/1984	Active	23	0	2	-2	-8.00%	25	31	2		None	P,S,T,M,VP SC	24+			
51843	STUTT GART VILLA BERG	06/28/1991	Active	20	1	0	1	5.26%	19		0		None	P,S,T,M,VP SC	24+			
21837	STUTT GART WIRTENBERG	11/20/1967	Active	36	0	1	-1	-2.70%	37	57	1		None	P,S,T,M,VP SC	N/A			
64458	STUTT GART-GRAF ZEPPELIN	06/28/2001	Active	23	0	3	-3	-11.54%	26	15	0		None	P,S,T,M,VP SC	N/A			
65405	STUTT GART-KILLESBERG	05/29/2002	Active	16	0	0	0	0.00%	16		9		None	P,S,T,M,VP SC	N/A			
58886	TAUBERBISCHOFSSHEIM	12/03/1996	Active	35	1	1	0	0.00%	38	24	0		None	P,S,T,M,VP SC	24+			
110974	TETT NANG MONTFORT	05/10/2011	Active	38	1	1	0	0.00%	38	2	1		None	P,S,T,M,VP SC	24+			
21839	TUEBINGEN	01/05/1959	Active	55	0	1	-1	-1.79%	56	38	0		None	P,S,T,M,VP SC	24+			
Exc Award (06/30/2020)																		
150944	Ulm Einstein	05/24/2022	Active	20	4	5	-1	-4.76%	21	3	0		None	P,S,T,M,VP SC	N/A			
60585	ULM NEU-ULM ALB-DONAU	03/30/1998	Active	42	0	2	-2	-4.55%	44	23	3		None	P,S,T,M,VP SC	N/A			



# Club Health Assessment for District 111SM through May 2025

			Status		Membership							Reports					Finance		LCIF	
Club Number	Club Name	Charter Date			Current Member Count	YTD Members Added	YTD Members Dropped	YTD Net Growth	YTD Net Growth%	Member Count 12 Months Ago	Avg. length of service for dropped members	Months Since Last MMR ***	Yrs. Since Last Officer Report	President Rotation	Vice President Reported ****	Months Since Last Activity Report ***	Account Balance	Donations for current Fiscal Year		
			Number of times on status quo within last two years		If below 15 members appears				If net loss is greater than 20% appears			If no report in 3 months appears in	When more than one year appears in	Number of repeat terms		Notes the officers that do not have an active	If no report at 12 months appears in red			
21842	ULM-NEU ULM	11/08/1954	Active		66	3	3	0	0.00%	65	21	0		None	P,S,T,M,VP SC	24+				
21843	ULM-NEU ULM SCHWABEN	04/23/1973	Active		67	4	0	4	6.35%	63		3		None	P,S,T,M,VP SC	N/A				
64666	VAIHINGEN AN DER ENZ	08/31/2001	Active		32	0	2	-2	-5.88%	34	5	0		None	P,S,T,M,VP SC	24+				
Exc Award (06/30/2023)																				
21845	WAIBLINGEN	11/21/1967	Active		43	0	0	0	0.00%	43		1		None	P,S,T,M,VP SC	24+				
44068	WANGEN-ISNY L C	06/19/1984	Active		43	0	1	-1	-2.27%	44	26	1		None	P,S,T,M,VP SC	24+				
51751	WEINGARTEN	06/11/1991	Active		36	2	3	-1	-2.70%	37	27	0		None	P,S,T,M,VP SC	N/A				
Exc Award (06/30/2023)																				
84482	WERTHEIM	11/30/2004	Active		33	1	2	-1	-2.94%	34	33	0		None	P,S,T,M,VP SC	24+				
Exc Award (06/30/2018)																				
57424	WINNENDEN	10/11/1995	Active		37	0	1	-1	-2.63%	38	14	0		None	P,S,T,M,VP SC	24+				
Exc Award (06/30/2023)																				
107712	WINTERBACH	03/03/2010	Active		26	2	1	1	4.00%	25	2	1		None	P,S,T,M,VP SC	24+				
Current Total Clubs Count	YTD New Clubs Count	YTD Cancelled Clubs Count	YTD Net Club Gain	Current Total Members Count	YTD Add	YTD Drop	YTD Net Growth	YTD Net Growth %	Member Count 12 Months Ago	Average Member Count Per Club	% of Clubs with less than 20 members	% No MMR in 3 Months	% No Officer Report in 12 Months	% of Clubs with balance 90+ days	Number of Clubs in Status Quo	% Status Quo Clubs in Financial Suspension	Number of Cancelled Clubs	Average Cancelled Club Age	Members Lost Due to Cancellation	% of Clubs Cancelled for Non-Financial Reasons
96	0	0	0	3,537	117	114	3	0.08%	3,538	37	9%	16%	0%	6%	0	0%	0	0	0	0%

\* - P - Priority Club. Cancellation Reasons: 1-Objectives/conduct, 2-Non-active club, 5-Non-existing club, 6-Disbanding, 7-Merger, 8-Financial Suspension, 9-District/Multiple District Dues.

\*\* - Abbreviation: P-President, S-Secretary, T-Treasurer, M-Member Chairperson, VP-First Vice President, MC-Communications Chairperson, SC-Service Chairperson

\*\*\* - Abbreviation: N/R - Never reported using the Lions Clubs website, N/A - Not applicable, No password registered for the Lions Clubs website.

\*\*\*\* - Abbreviation: N - New, IP - Immediate Past, R - Repeat.




# Club Health Assessment for District 111SN through May 2025

Club Number	Club Name	Charter Date	Status	Membership							Reports					Finance	LCIF
				Current Member Count	YTD Members Added	YTD Members Dropped	YTD Net Growth	YTD Net Growth%	Member Count 12 Months Ago	Avg. length of service for dropped members	Months Since Last MMR ***	Yrs. Since Last Officer Report	President Rotation	Vice President Reported ****	Months Since Last Activity Report ***	Account Balance	Donations for current Fiscal Year
			Number of times on status quo within last two years	If below 15 members appears				If net loss is greater than 20% appears			If no report in 3 months appears in	When more than one year appears in	Number of repeat terms	Notes the officers that do not have appears in an active	If no report at 12 months red		
<b>Clubs less than two years old</b>																	
157108	ElzNeckar	02/13/2024	Active	24	3	1	2	9.09%	22	4	0			S,T,M,VP,SC	N/R		
157823	Mannheim 22	03/27/2024	Active	25	2	1	1	4.17%	24	1	1			S,T,M,VP,SC	N/R		
154216	Neuenbürg-Schloss	06/08/2023	Active	21	0	1	-1	-4.55%	22	26	0		None	P,S,T,M,VP SC	N/R		
158056	Schwarzwald-Web serve	05/28/2024	Active(1)	25	5	2	3	13.64%	23	1	0		2	S,T,M,VP,SC	N/R		
<b>Clubs more than two years old</b>																	
42205	BAD WILDBAD	01/24/1983	Active	20	0	0	0	0.00%	18		1		None	P,S,T,M,VP SC	24+		
Exc Award (06/30/2017, 06/30/2021)																	
21793	BADEN BADEN	11/15/1956	Active	40	2	1	1	2.56%	39	56	0		None	P,S,T,M,VP SC	24+		
56774	BADEN-BADEN HOHENBADEN	04/03/1995	Active	38	2	0	2	5.56%	36		0			S,T,M,VP,SC	24+		
Exc Award (06/30/2021)																	
56820	BADEN-BADEN LICHTENTALER ALLEE	04/03/1995	Active	26	0	0	0	0.00%	26		2			S,T,M,VP,SC	24+		
62901	BRETTEN STROMBERG	03/16/2000	Active	34	2	1	1	3.03%	33	13	0			S,T,M,VP,SC	24+		
Exc Award (06/30/2018)																	
21799	BRUCHSAL	05/14/1959	Active	40	3	2	1	2.56%	39	14	0			S,T,M,VP,SC	24+	90+ Days	
57141	BRUCHSAL SCHLOSS	06/30/1995	Active	41	1	4	-3	-6.82%	44	18	0		None	P,S,T,M,VP SC	N/A		
51511	BUCHEN	04/09/1991	Active	44	1	1	0	0.00%	44	3	2			S,T,M,VP,SC	N/A		
115733	CHURPFALZ	12/19/2011	Active	27	2	0	2	8.00%	25		3			S,T,M,VP,SC	24+		
29748	EBERBACH/NECKAR	08/08/1974	Active	38	0	0	0	0.00%	38		1			S,T,M,VP,SC	N/A		
55507	ETTLINGEN	04/04/1994	Active	39	2	1	1	2.63%	38	31	0			S,T,M,VP,SC	24+		
130881	Frauenalb-Nordschwarzwald	06/07/2017	Active	24	2	1	1	4.35%	25	7	0			S,T,M,VP,SC	N/A		\$60.00
21804	FREUDENSTADT	10/20/1954	Active	41	0	0	0	0.00%	40		1		None	P,S,T,M,VP SC	24+		
90293	GERNSBACH MURGTAL	12/06/2005	Active	19	1	2	-1	-5.00%	22	18	0		None	P,S,T,M,VP SC	24+		
21806	HEIDELBERG	10/21/1954	Active	30	0	2	-2	-6.25%	32	18	0			S,T,M,VP,SC	N/A		
63860	HEIDELBERG ALTSTADT	12/18/2000	Active	45	0	1	-1	-2.17%	46	13	0		None	P,S,T,M,VP SC	24+		





# Club Health Assessment for District 111SN through May 2025

			Status	Membership							Reports					Finance		LCIF
Club Number	Club Name	Charter Date		Current Member Count	YTD Members Added	YTD Members Dropped	YTD Net Growth	YTD Net Growth%	Member Count 12 Months Ago	Avg. length of service for dropped members	Months Since Last MMR ***	Yrs. Since Last Officer Report	President Rotation	Vice President Reported ****	Months Since Last Activity Report ***	Account Balance	Donations for current Fiscal Year	
			Number of times on status quo within last two years	If below 15 members appears				If net loss is greater than 20% appears			If no report in 3 months appears in	When more than one year appears in	Number of repeat terms	Notes the officers that do not have an active	If no report at 12 months red			
96942	HEIDELBERG CAMPUS	04/17/2006	Active	8	0	0	0	0.00%	8		15		None	P,S,T,M,VP SC	24+			
42203	HEIDELBERG MITTLERE BERGSTRASSE	01/10/1983	Active	32	1	1	0	0.00%	34	32	0		None	P,S,T,M,VP SC	N/A			
52330	HEIDELBERG PALATINA	12/23/1991	Active	48	3	0	3	6.67%	45		0		2	S,T,M,VP,SC	24+			
	Exc Award (06/30/2021)																	
21809	HIRSAU	11/29/1958	Active	44	2	0	2	4.76%	42		0			S,T,M,VP,SC	24+			
	Exc Award (06/30/2021)																	
84057	HOCKENHEIM	08/24/2004	Active	30	3	1	2	7.14%	28	21	0			S,T,M,VP,SC	N/A			
21811	KARLSRUHE	10/18/1954	Active	56	1	1	0	0.00%	56	30	1			S,T,M,VP,SC	24+		\$100.00	
138003	Karlsruhe Active Friends	04/15/2019	Active	23	1	1	0	0.00%	23	6	1			S,T,M,VP,SC	24+	90+ Days		
21812	KARLSRUHE BADEN	05/05/1966	Active	38	0	0	0	0.00%	38		0			S,T,M,VP,SC	24+			
29416	KARLSRUHE FAECHER	05/31/1974	Active	36	2	3	-1	-2.70%	37	45	0		None	P,S,T,M,VP SC	24+			
110167	KARLSRUHE SCHLOSS	01/24/2011	Active	36	3	1	2	5.88%	33	17	0		None	P,S,T,M,VP SC	24+			
49736	KARLSRUHE TURMBERG	06/26/1989	Active	36	0	3	-3	-7.69%	39	23	1		None	P,S,T,M,VP SC	N/A			
	Exc Award (06/30/2023)																	
61062	KARLSRUHE ZIRKEL	07/30/1998	Active	33	1	1	0	0.00%	33	9	0		None	P,S,T,M,VP SC	N/A			
117484	KARLSRUHE-FIDELITAS	07/30/2012	Active	41	0	0	0	0.00%	41		0		None	P,S,T,M,VP SC	24+			
119331	KARLSRUHE-MITTE	05/09/2013	Active	30	1	0	1	3.45%	26		2			S,T,M,VP,SC	N/A			
130880	Karlsruhe-Residenz	06/07/2017	Active	19	0	12	-12	-38.71%	31	7	0			S,T,M,VP,SC	N/A			
93608	KLEINER ODENWALD	01/11/2006	Active	34	1	0	1	3.03%	33		0			S,T,M,VP,SC	24+			
21815	KRAICHGAU	07/16/1970	Active	25	1	1	0	0.00%	25	18	3			S,T,M,VP,SC	24+			
144659	Kraichgau-Hugelland	12/29/2020	Active	13	0	1	-1	-7.14%	14	4	0			S,T,M,VP,SC	N/R			
54265	LEIMEN	03/24/1993	Active	28	1	0	1	3.70%	27		0		None	P,S,T,M,VP SC	24+			
65170	MADONNENLAND	03/25/2002	Active	25	1	1	0	0.00%	25	22	0		None	P,S,T,M,VP SC	24+			
21820	MANNHEIM	05/20/1954	Active	34	0	1	-1	-2.86%	36	9	0			S,T,M,VP,SC	24+			
40656	MANNHEIM QUADRATE	12/02/1981	Active	38	1	1	0	0.00%	38	13	1		None	P,S,T,M,VP SC	N/A			
29523	MANNHEIM RHEIN-NECKAR	06/19/1974	Active	40	0	1	-1	-2.44%	41	21	0		None	P,S,T,M,VP SC	24+			




# Club Health Assessment for District 111SN through May 2025

			Status		Membership						Reports					Finance		LCIF		
Club Number	Club Name	Charter Date			Current Member Count	YTD Members Added	YTD Members Dropped	YTD Net Growth	YTD Net Growth%	Member Count 12 Months Ago	Avg. length of service for dropped members	Months Since Last MMR ***	Yrs. Since Last Officer Report	President Rotation	Vice President Reported ****	Months Since Last Activity Report ***	Account Balance	Donations for current Fiscal Year		
			Number of times on status quo within last two years		If below 15 members appears				If net loss is greater than 20% appears			If no report in 3 months appears in	When more than one year appears in	Number of repeat terms		Notes the officers that do not have an active red	If no report at 12 months appears in red			
49153	MANNHEIM ROSENGARTEN	01/17/1989	Active		44	5	0	5	12.82%	38		5				P,S,T,M,VP SC	24+			
88884	MANNHEIM SCHLOSS	06/27/2005	Active		13	1	4	-3	-18.75%	16	8	3		3		S,T,M,VP,SC	N/A			
127192	Metropolregion Rhein-Neckar	03/31/2016	Active		19	1	1	0	0.00%	19	6	2		None		P,S,T,M,VP SC	24+			
21821	MOSBACH	06/12/1959	Active		45	1	1	0	0.00%	45	40	0				S,T,M,VP,SC	24+			
21822	MUEHLACKER	03/12/1969	Active		44	2	0	2	4.76%	42		0				S,T,M,VP,SC	24+			
Exc Award (06/30/2021)																				
44465	NECKARGEMUEND	12/11/1984	Active		33	3	2	1	3.13%	32	39	1		None		P,S,T,M,VP SC	24+			
21825	PFORZHEIM	05/04/1957	Active		44	1	1	0	0.00%	44	48	2				S,T,M,VP,SC	24+			
21826	PFORZHEIM ENZ	10/12/1972	Active		36	2	0	2	5.88%	34		1				S,T,M,VP,SC	24+			
122215	Pforzheim Johannes Reuchlin	05/14/2014	Active		36	4	1	3	9.09%	34	8	0				S,T,M,VP,SC	24+			
Exc Award (06/30/2021)																				
150492	Pforzheim-Bertha Benz	04/26/2022	Active		36	6	0	6	20.00%	31		0				S,T,M,VP,SC	N/R			
21828	RASTATT	04/19/1961	Active		32	2	0	2	6.67%	30		2				S,T,M,VP,SC	N/A			
55122	REMCHINGEN-PFINZTAL	12/13/1993	Active		27	1	1	0	0.00%	29	26	1		None		P,S,T,M,VP SC	24+			
49068	SCHWETZINGEN	12/02/1988	Active		44	1	3	-2	-4.35%	46	20	1		None		P,S,T,M,VP SC	24+			
78918	STUTENSEE HARDT	04/30/2004	Active		20	0	1	-1	-4.76%	21	6	2		None		P,S,T,M,VP SC	24+			
42834	WAGHAUSEL EREMITAGE	06/23/1983	Active		28	3	2	1	3.70%	27	37	4		None		P,S,T,M,VP SC	N/A			
42204	WALDBRONN	01/28/1983	Active		36	1	1	0	0.00%	35	3	2				S,T,M,VP,SC	N/A			
100223	WALLDORF ASTORIA	09/24/2007	Active		39	0	3	-3	-7.14%	42	15	0				S,T,M,VP,SC	N/A			
21838	WIESLOCH	06/29/1971	Active		40	2	1	1	2.56%	39	5	2		None		P,S,T,M,VP SC	N/A	90+ Days		
64111	WIMSHEIM HECKENGAEU	03/28/2001	Active		19	1	0	1	5.56%	18		1				S,T,M,VP,SC	24+			
Current Total Clubs Count	YTD New Clubs Count	YTD Cancelled Clubs Count	YTD Net Club Gain	Current Total Members Count	YTD Add	YTD Drop	YTD Net Growth	YTD Net Growth %	Member Count 12 Months Ago	Average Member Count Per Club	% of Clubs with less than 20 members	% No MMR in 3 Months	% No Officer Report in 12 Months	% of Clubs with balance 90+ days	Number of Clubs in Status Quo	% Status Quo Clubs in Financial Suspension	Number of Cancelled Clubs	Average Cancelled Club Age	Members Lost Due to Cancellation	% of Clubs Cancelled for Non-Financial Reasons
62	0	0	0	2,023	88	73	15	0.75%	2,011	33	11%	10%	0%	5%	0	0%	0	0	0	0%




Club Health Assessment for District 111SN through May 2025

			Status	Membership							Reports				Finance	LCIF	
Club Number	Club Name	Charter Date		Current Member Count	YTD Members Added	YTD Members Dropped	YTD Net Growth	YTD Net Growth%	Member Count 12 Months Ago	Avg. length of service for dropped members	Months Since Last MMR ***	Yrs. Since Last Officer Report	President Rotation	Vice President Reported ****	Months Since Last Activity Report ***	Account Balance	Donations for current Fiscal Year
			Number of times on status quo within last two years	If below 15 members appears				If net loss is greater than 20% appears			If no report in 3 months appears in	When more than one year appears in	Number of repeat terms	Notes the officers that do not have an active	If no report at 12 months appears in red		



# Club Health Assessment for District 111ON through May 2025

			Status	Membership							Reports					Finance		LCIF
Club Number	Club Name	Charter Date		Current Member Count	YTD Members Added	YTD Members Dropped	YTD Net Growth	YTD Net Growth%	Member Count 12 Months Ago	Avg. length of service for dropped members	Months Since Last MMR ***	Yrs. Since Last Officer Report	President Rotation	Vice President Reported ****	Months Since Last Activity Report ***	Account Balance	Donations for current Fiscal Year	
			Number of times on status quo within last two years	If below 15 members appears				If net loss is greater than 20% appears			If no report in 3 months appears in	When more than one year appears in	Number of repeat terms	Notes the officers that do not have an active	If no report at 12 months red			
Clubs more than two years old																		
56852	ALTLANDSBERG	04/21/1995	Active	23	2	1	1	4.55%	22	2	1		None	P,S,T,M,VP SC	N/A	90+ Days	\$100.00	
66571	ANKLAM OTTO LILIENTHAL	08/22/2002	Active	25	2	0	2	8.70%	23		0		None	P,S,T,M,VP SC	24+			
62715	BAD DOBERAN	01/18/2000	Active	24	0	0	0	0.00%	24		7		None	P,S,T,M,VP SC	N/A			
21544	BERLIN	06/22/1954	Active	56	13	3	10	21.74%	46	5	0		None	P,S,T,M,VP SC	N/A			
Exc Award (06/30/2024)																		
109629	BERLIN AIRPORT	12/03/2010	Active	16	0	1	-1	-5.88%	17	8	0		None	P,S,T,M,VP SC	24+	90+ Days		
84847	BERLIN ALBERT EINSTEIN	02/15/2005	Active	12	0	2	-2	-14.29%	15	16	2		None	P,S,T,M,VP SC	24+			
35797	BERLIN ALEXANDERPLATZ	06/21/1978	Cancelled(6*)	0	0	1	-1	-100.00%	22	0	9			T,M,VP,SC	N/A			
86139	BERLIN BELLEVUE CHARLOTTENBURG	04/08/2005	Active	10	0	0	0	0.00%	10		2		None	P,S,T,M,VP SC	24+			
122288	Berlin Benefit	05/28/2014	Active	30	1	5	-4	-11.76%	34	7	0		None	P,S,T,M,VP SC	24+			
53783	BERLIN BRANDENBURGER TOR	11/04/1992	Active	15	0	1	-1	-6.25%	19	5	2		None	P,S,T,M,VP SC	N/A			
29309	BERLIN DAHLEM	05/03/1974	Active	35	4	1	3	9.38%	30	32	1		None	P,S,T,M,VP SC	24+			
63184	BERLIN EUROPA-CENTER	05/19/2000	Active	21	0	0	0	0.00%	21		4		None	P,S,T,M,VP SC	N/A			
58860	BERLIN GENDARMENMARKT	11/22/1996	Active	28	1	0	1	3.70%	27		0		None	P,S,T,M,VP SC	24+			
64808	BERLIN GLIENICKER-BRUECKE	11/30/2001	Active	20	0	2	-2	-9.09%	22	13	0		None	P,S,T,M,VP SC	N/A			
21547	BERLIN GRUNEWALD	11/07/1970	Active	25	0	1	-1	-3.85%	27	44	0		None	P,S,T,M,VP SC	N/A			
35798	BERLIN HALENSEE	06/21/1978	Active	28	1	3	-2	-6.67%	30	6	1		None	P,S,T,M,VP SC	N/A			
57160	BERLIN INTERCONTINENTAL	06/27/1995	Active	37	3	0	3	8.82%	34		2		None	P,S,T,M,VP SC	N/A			
50064	BERLIN KURFUERSTENDAMM	12/22/1989	Active	34	2	2	0	0.00%	35	23	3		None	P,S,T,M,VP SC	N/A			
78251	BERLIN LEIPZIGER PLATZ	02/06/2004	Active	31	0	1	-1	-3.13%	32	21	5		None	P,S,T,M,VP SC	N/A			
61405	BERLIN METROPOLIS	01/11/1999	Active	24	0	2	-2	-7.69%	26	8	1		None	P,S,T,M,VP SC	24+			
58931	BERLIN MITTE	12/17/1996	Active	32	1	1	0	0.00%	37	2	0		None	P,S,T,M,VP SC	N/A			
61406	BERLIN PARISER PLATZ	01/11/1999	Active	28	0	0	0	0.00%	27		0		None	P,S,T,M,VP SC	24+			



# Club Health Assessment for District 111ON through May 2025

			Status	Membership							Reports					Finance		LCIF
Club Number	Club Name	Charter Date		Current Member Count	YTD Members Added	YTD Members Dropped	YTD Net Growth	YTD Net Growth%	Member Count 12 Months Ago	Avg. length of service for dropped members	Months Since Last MMR ***	Yrs. Since Last Officer Report	President Rotation	Vice President Reported ****	Months Since Last Activity Report ***	Account Balance	Donations for current Fiscal Year	
			Number of times on status quo within last two years	If below 15 members appears				If net loss is greater than 20% appears			If no report in 3 months appears in	When more than one year appears in	Number of repeat terms	Notes the officers that do not have an active	If no report at 12 months red			
110317	BERLIN PHILHARMONIE	02/09/2011	Cancelled(6*)	0	0	4	-4	-100.00%	4	13	10	2	None	P,S,T,M,VP SC	24+	90+ Days	\$100.00	
58702	BERLIN POTSDAMER PLATZ	09/18/1996	Active	16	0	0	0	0.00%	17		11		None	P,S,T,M,VP SC	24+			
49766	BERLIN SANSSOUCI	07/13/1989	Active	10	0	1	-1	-9.09%	11	9	0		None	P,S,T,M,VP SC	N/A			
56950	BERLIN SAVIGNY	05/18/1995	Active	14	1	1	0	0.00%	14	29	2		None	P,S,T,M,VP SC	N/A			
64062	BERLIN SOPHIE CHARLOTTE	03/09/2001	Active	35	6	0	6	20.69%	29		0			S,T,M,VP,SC	24+			
21546	BERLIN SPREE	12/05/1961	Active	24	0	2	-2	-7.69%	26	25	1		None	P,S,T,M,VP SC	N/A			
55845	BERLIN WANNSEE	06/21/1994	Active	20	1	1	0	0.00%	20	20	0		None	P,S,T,M,VP SC	24+			
67041	BERLIN-COSMOPOLITAN	12/26/2002	Active	16	0	0	0	0.00%	16		2		None	P,S,T,M,VP SC	24+			
125229	Berliner Ring	06/26/2015	Active	18	2	0	2	12.50%	16		0		None	P,S,T,M,VP SC	24+			
62039	BERLIN-HOHENSCHOENHAUSEN	06/01/1999	Active	19	0	2	-2	-9.52%	21	10	2		None	P,S,T,M,VP SC	N/A			
134357	Berlin-Next	04/10/2018	Active	18	0	0	0	0.00%	20		0		2	M,VP,SC	N/A			
58371	BERLIN-PREUßEN VON HUMBOLDT	06/03/1996	Active	30	7	1	6	25.00%	24	22	1		None	P,S,T,M,VP SC	24+			
117167	BERLIN-SPANDAU	06/20/2012	Active	33	0	0	0	0.00%	33		22		None	P,S,T,M,VP SC	24+			
77407	BERLIN-WUHLETAL	09/18/2003	Active	18	0	2	-2	-10.00%	20	6	0		None	P,S,T,M,VP SC	N/A			
123201	Bernau-Barnim	09/29/2014	Active	24	0	1	-1	-4.00%	25	2	3		None	P,S,T,M,VP SC	24+			
55752	BRANDENBURG AN DER HAVEL	05/23/1994	Active	44	1	0	1	2.33%	43		8		None	P,S,T,M,VP SC	24+			
Exc Award (06/30/2017)																		
55753	COTTBUS	05/23/1994	Active	35	1	0	1	2.94%	33		0		None	P,S,T,M,VP SC	24+			
99721	COTTBUS LAUSITZ	07/31/2007	Active	24	0	0	0	0.00%	23		2		None	P,S,T,M,VP SC	N/A			
59317	EBERSWALDE	04/03/1997	Active	20	0	0	0	0.00%	20		23		None	P,S,T,M,VP SC	24+			
57818	ELSTERWERDA BAD LIEBENWERDA	02/01/1996	Active	26	3	1	2	8.33%	24	23	0		None	P,S,T,M,VP SC	24+			
138187	Falkensee	05/07/2019	Active	2	1	16	-15	-88.24%	19	7	0			T,M,VP,SC	24+			
63183	FINSTERWALDE NIEDERLAUSITZ	05/19/2000	Active	18	1	0	1	5.88%	17		0		None	P,S,T,M,VP SC	N/A			
57050	FINSTERWALDE SAENGERSTADT	06/12/1995	Active	27	0	1	-1	-3.57%	28	25	0		None	P,S,T,M,VP SC	N/A			



# Club Health Assessment for District 111ON through May 2025

			Status	Membership							Reports					Finance		LCIF
Club Number	Club Name	Charter Date		Current Member Count	YTD Members Added	YTD Members Dropped	YTD Net Growth	YTD Net Growth%	Member Count 12 Months Ago	Avg. length of service for dropped members	Months Since Last MMR ***	Yrs. Since Last Officer Report	President Rotation	Vice President Reported ****	Months Since Last Activity Report ***	Account Balance	Donations for current Fiscal Year	
			Number of times on status quo within last two years	If below 15 members appears				If net loss is greater than 20% appears			If no report in 3 months appears in	When more than one year appears in	Number of repeat terms	Notes the officers that do not have appears in an active red	If no report at 12 months red			
57883	FRANKFURT ODER	02/26/1996	Active	34	1	1	0	0.00%	34	23	2		None	P,S,T,M,VP SC	24+			
97307	FRANKFURT ODER VIADRINA	06/14/2006	Active	22	0	0	0	0.00%	23		2		None	P,S,T,M,VP SC	N/A			
127734	Greifswald Baltic	05/31/2016	Active	29	3	0	3	11.54%	26		0		None	P,S,T,M,VP SC	N/A			
54670	GREIFSWALD HANSESTADT	06/25/1993	Active	37	0	0	0	0.00%	37		10		None	P,S,T,M,VP SC	24+			
Exc Award (06/30/2018, 06/30/2019)																		
98109	KLEINMACHNOW	12/05/2006	Active	25	3	0	3	13.64%	22		2		None	P,S,T,M,VP SC	N/A			
66911	KOENIGS WUSTERHAUSEN	12/06/2002	Active	23	0	0	0	0.00%	24		0		None	P,S,T,M,VP SC	24+			
101855	KÜHLUNGSBORN	05/06/2008	Active	21	0	0	0	0.00%	21		1		None	P,S,T,M,VP SC	N/A			
132288	Loitz-Peenetal	08/23/2017	Active	16	0	1	-1	-5.88%	17	7	10		None	P,S,T,M,VP SC	24+			
60659	LUDWIGSLUST	04/15/1998	Active	22	1	0	1	4.76%	21		1		None	P,S,T,M,VP SC	N/A			
58076	LUEBBEN SPREEWALD	04/03/1996	Active	27	3	0	3	12.50%	24		0		None	P,S,T,M,VP SC	N/A			
58058	Müritz	03/29/1996	Active	32	3	1	2	6.67%	30	0	0		None	P,S,T,M,VP SC	N/A			
56444	NEUBRANDENBURG MECKLENBURG VOR	01/16/1995	Active	16	2	4	-2	-11.11%	18	17	1		None	P,S,T,M,VP SC	N/A			
59217	NEURUPPIN	03/06/1997	Active	40	0	2	-2	-4.76%	42	8	3		None	P,S,T,M,VP SC	N/A			
65205	NEURUPPIN-EFFI BRIEST	04/08/2002	Active	23	1	2	-1	-4.17%	24	6	2		None	P,S,T,M,VP SC	24+			
53912	NEUSTRELITZ MECKLENBURG-STRELITZ	12/21/1992	Active	20	1	2	-1	-4.76%	21	21	2		None	P,S,T,M,VP SC	24+			
Exc Award (06/30/2017, 06/30/2018)																		
57211	ORANIENBURG	07/17/1995	Active	26	1	0	1	4.00%	25		0		None	P,S,T,M,VP SC	24+			
64161	OSTHAVELLAND	04/04/2001	Active	23	5	3	2	9.52%	21	21	1		None	P,S,T,M,VP SC	N/A	90+ Days		
53998	PARCHIM	01/22/1993	Active	21	0	0	0	0.00%	21		4		None	P,S,T,M,VP SC	N/A			
55326	PERLEBERG	02/22/1994	Active	24	0	0	0	0.00%	24		2		None	P,S,T,M,VP SC	24+			
51056	POTSDAM	11/12/1990	Active	35	2	2	0	0.00%	35	15	1		None	P,S,T,M,VP SC	24+			
52755	POTSDAM SANSSOUCI	03/18/1992	Active	33	3	2	1	3.13%	32	5	0		None	P,S,T,M,VP SC	24+			
61660	PRENZLAU	03/23/1999	Active	23	1	3	-2	-8.00%	25	16	0		None	P,S,T,M,VP SC	24+	90+ Days		
54791	RIBNITZ-DAMGARTEN	07/27/1993	Active	31	1	0	1	3.33%	30		1		None	P,S,T,M,VP SC	24+			



# Club Health Assessment for District 111ON through May 2025

			Status	Membership							Reports					Finance		LCIF
Club Number	Club Name	Charter Date		Current Member Count	YTD Members Added	YTD Members Dropped	YTD Net Growth	YTD Net Growth%	Member Count 12 Months Ago	Avg. length of service for dropped members	Months Since Last MMR ***	Yrs. Since Last Officer Report	President Rotation	Vice President Reported ****	Months Since Last Activity Report ***	Account Balance	Donations for current Fiscal Year	
			Number of times on status quo within last two years	If below 15 members appears				If net loss is greater than 20% appears			If no report in 3 months appears in	When more than one year appears in	Number of repeat terms	Notes the officers that do not have an active	If no report at 12 months appears in red			
Exc Award (06/30/2018)																		
53879	ROSTOCK - SIEBEN TÜRME	12/04/1992	Active(1)	29	0	2	-2	-6.45%	31	9	1		None	P,S,T,M,VP SC	N/A	90+ Days		
56740	SCHWEDT ODER	03/28/1995	Active	20	0	3	-3	-13.04%	23	14	0		None	P,S,T,M,VP SC	24+			
51259	SCHWERIN	01/02/1991	Active	46	0	1	-1	-2.13%	47	34	0		None	P,S,T,M,VP SC	N/A			
84258	SCHWERIN FUERST NIKLOT	09/07/2004	Active	16	0	0	0	0.00%	16		9		None	P,S,T,M,VP SC	N/A			
57053	SENFTEMBERG	06/09/1995	Active	22	2	2	0	0.00%	22	12	3		None	P,S,T,M,VP SC	N/A			
62265	STRALSUND-HANSESTADT	07/15/1999	Active	28	2	0	2	7.69%	26		0			M,VP,SC	N/A			
Exc Award (06/30/2023, 06/30/2024)																		
144721	Stralsund-WaterKant	12/30/2020	Active	23	5	2	3	15.00%	20	4	2		None	P,S,T,M,VP SC	N/R			
58250	STRAUSBERG	05/10/1996	Active	25	1	0	1	4.17%	24		0		None	P,S,T,M,VP SC	24+			
54405	TORGELOW UECKER-RANDOW	04/28/1993	Active	14	0	2	-2	-12.50%	16	2	0		None	P,S,T,M,VP SC	N/A			
54511	UECKERMUENDE STETTINER HAFF	05/25/1993	Active	7	8	1	7	100.00%	19	18	0		None	P,S,T,M,VP SC	N/A			
60120	USEDOM	12/03/1997	Active	16	0	1	-1	-5.88%	17	27	0		None	P,S,T,M,VP SC	24+			
95072	WANDLITZ BARNIMERLAND	01/17/2006	Active	21	1	0	1	5.00%	20		1		None	P,S,T,M,VP SC	24+			
58025	WARNEMUENDE	03/15/1996	Active	20	1	2	-1	-4.76%	21	25	0		None	P,S,T,M,VP SC	24+			
51874	WISMAR	06/30/1991	Active	19	1	1	0	0.00%	19	33	1		None	P,S,T,M,VP SC	24+			
61789	WOLGAST "PHILIPP OTTO RUNGE"	04/13/1999	Active	19	1	1	0	0.00%	20	26	0		None	P,S,T,M,VP SC	24+			

Clubs Cancelled Previous Fiscal Year – Clubs Cancelled within last 12 months may be reinstated

Club Number	Club Name	Charter Date	Current Status*	Cancellation Date
58149	BERNAU	04/22/1996	Cancelled(8*)	06/29/2024





# Club Health Assessment for District 111ON through May 2025

INTERNATIONAL

Club Number	Club Name	Charter Date	Status		Membership								Reports					Finance		LCIF
					Current Member Count	YTD Members Added	YTD Members Dropped	YTD Net Growth	YTD Net Growth%	Member Count 12 Months Ago	Avg. length of service for dropped members	Months Since Last MMR ***	Yrs. Since Last Officer Report	President Rotation	Vice President Reported ****	Months Since Last Activity Report ***	Account Balance	Donations for current Fiscal Year		
			Number of times on status quo within last two years	If below 15 members appears				If net loss is greater than 20% appears		If no report in 3 months appears in	When more than one year appears in	Number of repeat terms	Notes the officers that do not have an active	If no report at 12 months appears in red						
81	0	2	-2	1,973	107	101	6	0.31%	2,021	24	27%	19%	0%	7%	0	0%	2	44	5	50%

\* - P - Priority Club. Cancellation Reasons: 1-Objectives/conduct, 2-Non-active club, 5-Non-existing club, 6-Disbanding, 7-Merger, 8-Financial Suspension, 9-District/Multiple District Dues.

\*\* - Abbreviation: P-President, S-Secretary, T-Treasurer, M-Member Chairperson, VP-First Vice President, MC-Communications Chairperson, SC-Service Chairperson

\*\*\* - Abbreviation: N/R - Never reported using the Lions Clubs website, N/A - Not applicable, No password registered for the Lions Clubs website.

\*\*\*\* - Abbreviation: N - New, IP - Immediate Past, R - Repeat.



# Club Health Assessment for District 111OS through May 2025

			Status	Membership							Reports					Finance	LCIF	
Club Number	Club Name	Charter Date		Current Member Count	YTD Members Added	YTD Members Dropped	YTD Net Growth	YTD Net Growth%	Member Count 12 Months Ago	Avg. length of service for dropped members	Months Since Last MMR ***	Yrs. Since Last Officer Report	President Rotation	Vice President Reported ****	Months Since Last Activity Report ***	Account Balance	Donations for current Fiscal Year	
			Number of times on status quo within last two years	If below 15 members appears					If net loss is greater than 20% appears			If no report in 3 months appears in	When more than one year appears in	Number of repeat terms	Notes the officers that do not have an active red	If no report at 12 months appears in red		
Clubs less than two years old																		
182286	Dresden Erich Kästner	05/21/2025	Newly Chartered	20	20	0	20	100.00%	0		0		None	P,S,T,VP,SC	N/A			
157563	Meissner Land	02/26/2024	Active	22	2	2	0	0.00%	22	1	0		None	P,S,T,M,VP SC	N/A			
Clubs more than two years old																		
55658	ANNABERG	05/09/1994	Active	24	0	2	-2	-7.69%	26	21	10		None	P,S,T,M,VP SC	24+	90+ Days		
55469	AUERBACH VOGTLAND	03/28/1994	Active	22	1	0	1	4.76%	21		5		None	P,S,T,M,VP SC	24+			
53997	AUE-SCHWARZENBERG	01/22/1993	Active	22	1	0	1	4.76%	21		4		None	P,S,T,M,VP SC	N/A			
56443	BAUTZEN	01/16/1995	Active	34	0	1	-1	-2.86%	35	30	0		None	P,S,T,M,VP SC	24+			
108584	BAUTZEN LUSATIA	06/10/2010	Active	22	0	1	-1	-4.35%	23	8	5		None	P,S,T,M,VP SC	N/A			
77921	BORSODORF PARTHENAUE	12/09/2003	Active	20	4	1	3	17.65%	19	0	0		None	P,S,T,M,VP SC	24+			
52370	CHEMNITZ	01/06/1992	Active	32	2	3	-1	-3.03%	33	28	1		None	P,S,T,M,VP SC	24+			
52729	CHEMNITZ AGRICOLA	03/18/1992	Active	17	1	3	-2	-10.53%	19	17	0		None	P,S,T,M,VP SC	24+			
106697	CHEMNITZ COSMOPOLITAN	10/07/2009	Active	22	1	4	-3	-12.00%	27	12	6		None	P,S,T,M,VP SC	24+			
130638	Chemnitz Rabenstein	05/17/2017	Active	24	1	2	-1	-4.00%	25	15	0		None	P,S,T,M,VP SC	24+			
100222	CHEMNITZ RICHARD HARTMANN	09/24/2007	Active	17	0	0	0	0.00%	17		8		None	P,S,T,M,VP SC	24+			
56497	CHEMNITZ SCHMIDT ROTTLUFF	02/01/1995	Active	18	0	1	-1	-5.26%	19	11	2		None	P,S,T,M,VP SC	24+			
62327	CHEMNITZ WASSERSCHLOSS	08/30/1999	Active	15	0	0	0	0.00%	16		0		None	P,S,T,M,VP SC	N/R	90+ Days		
100947	CRIMMITSCHAU WERDAU	01/07/2008	Active	28	0	5	-5	-15.15%	33	12	0		None	P,S,T,M,VP SC	N/A			
54848	DELITZSCH	09/01/1993	Active	28	0	0	0	0.00%	28		11		None	P,S,T,M,VP SC	N/A			
57451	DIPPOLDISWALDE	10/20/1995	Active	18	0	0	0	0.00%	18		1		None	P,S,T,M,VP SC	24+			
55556	DOEBELN	04/19/1994	Active	33	2	1	1	3.13%	33	29	3		None	P,S,T,M,VP SC	N/A			
50972	DRESDEN	09/19/1990	Active	22	1	3	-2	-8.33%	24	15	0		None	P,S,T,M,VP SC	24+			
61245	DRESDEN AGENDA 21	11/10/1998	Active	18	1	0	1	5.88%	17		0		None	P,S,T,M,VP SC	N/A			
51327	DRESDEN CARUS	02/11/1991	Active	23	0	0	0	0.00%	23		10		None	P,S,T,M,VP SC	24+			



# Club Health Assessment for District 111OS through May 2025

			Status	Membership							Reports					Finance		LCIF
Club Number	Club Name	Charter Date		Current Member Count	YTD Members Added	YTD Members Dropped	YTD Net Growth	YTD Net Growth%	Member Count 12 Months Ago	Avg. length of service for dropped members	Months Since Last MMR ***	Yrs. Since Last Officer Report	President Rotation	Vice President Reported ****	Months Since Last Activity Report ***	Account Balance	Donations for current Fiscal Year	
			Number of times on status quo within last two years	If below 15 members appears				If net loss is greater than 20% appears			If no report in 3 months appears in	When more than one year appears in	Number of repeat terms		Notes the officers that do not have an active	If no report at 12 months appears in red		
51654	DRESDEN CENTRUM	05/07/1991	Active	29	1	0	1	3.57%	28		0		None	P,S,T,M,VP SC	24+	90+ Days		
55557	DRESDEN COSEL	04/19/1994	Active	23	0	0	0	0.00%	23		1		None	P,S,T,M,VP SC	N/R			
53622	DRESDEN ELBFLORENZ	08/28/1992	Active	26	1	1	0	0.00%	32	6	3		None	P,S,T,M,VP SC	N/A			
59352	DRESDEN INTER-KONTINENTAL	04/14/1997	Active	23	0	1	-1	-4.17%	24	16	0		None	P,S,T,M,VP SC	24+			
61464	DRESDEN KAETHE KOLLWITZ	01/28/1999	Active	30	2	0	2	7.14%	28		0		None	P,S,T,M,VP SC	N/A			
84871	DRESDEN NEW CENTURY	02/22/2005	Active	24	2	0	2	9.09%	22		3		None	P,S,T,M,VP SC	N/A			
55471	DRESDEN SEMPER	03/28/1994	Active	32	0	2	-2	-5.88%	35	16	1		None	P,S,T,M,VP SC	N/R			
58782	DRESDEN WALDSCHLOESSCHEN	10/22/1996	Active	25	0	1	-1	-3.85%	26	8	2		None	P,S,T,M,VP SC	N/A			
57140	EILENBURG	06/29/1995	Active	22	0	1	-1	-4.35%	23	11	0		None	P,S,T,M,VP SC	N/A			
55874	FLOEHA AUGUSTUSBURG	06/23/1994	Active	28	1	1	0	0.00%	27	31	1		None	P,S,T,M,VP SC	N/A			
55823	FREIBERG	06/10/1994	Active	41	1	3	-2	-4.65%	43	22	2		None	P,S,T,M,VP SC	N/A			
54872	FREITAL	09/14/1993	Active	13	0	3	-3	-18.75%	16	24	1		None	P,S,T,M,VP SC	N/A			
55587	GLAUCHAU	04/26/1994	Active	42	1	0	1	2.44%	41		6		None	P,S,T,M,VP SC	24+			
54509	GOERLITZ	05/24/1993	Active	32	2	0	2	6.67%	30		1		None	P,S,T,M,VP SC	24+			
55472	GRIMMA	03/28/1994	Active	19	1	0	1	5.56%	18		2		None	P,S,T,M,VP SC	N/A			
55121	HOYERSWERDA	12/13/1993	Active	21	3	1	2	10.53%	19	28	3		None	P,S,T,M,VP SC	24+	90+ Days		
63251	KOENIGSBRUECK	06/02/2000	Active	16	0	0	0	0.00%	16		2		None	P,S,T,M,VP SC	24+			
59852	LEIPZIG COSMOPOLITAN	06/27/1997	Active	26	0	0	0	0.00%	26		25		None	P,S,T,M,VP SC	N/A			
57780	LEIPZIG JOHANN SEBASTIAN BACH	01/29/1996	Active	15	1	0	1	7.14%	14		0		None	P,S,T,M,VP SC	24+			
56498	LEIPZIG LEIPZIGER RING	02/01/1995	Active	27	1	1	0	0.00%	27	28	4		None	P,S,T,M,VP SC	N/A			
53407	LEIPZIG SAXONIA	06/15/1992	Active	19	3	2	1	5.56%	18	20	0		None	P,S,M,VP,SC	N/A			
51948	LEIPZIG TILIA LIPSIENSIS	08/05/1991	Active	33	1	0	1	3.13%	31		0		None	P,S,T,M,VP SC	24+			
Exc Award (06/30/2018)																		
101676	LEIPZIG-FELIX MENDELSON BARTHOLDY	05/02/2008	Active	16	0	0	0	0.00%	16		1		None	P,S,T,M,VP SC	24+			



# Club Health Assessment for District 111OS through May 2025

			Status	Membership							Reports					Finance		LCIF
Club Number	Club Name	Charter Date		Current Member Count	YTD Members Added	YTD Members Dropped	YTD Net Growth	YTD Net Growth%	Member Count 12 Months Ago	Avg. length of service for dropped members	Months Since Last MMR ***	Yrs. Since Last Officer Report	President Rotation	Vice President Reported ****	Months Since Last Activity Report ***	Account Balance	Donations for current Fiscal Year	
			Number of times on status quo within last two years	If below 15 members appears				If net loss is greater than 20% appears			If no report in 3 months appears in	When more than one year appears in	Number of repeat terms	Notes the officers that do not have an active	If no report at 12 months red			
57803	LEISNIG	01/29/1996	Active	10	0	0	0	0.00%	10		14		None	P,S,T,M,VP SC	N/A	90+ Days		
54370	LIMBACH FIDELITER	04/20/1993	Active	12	1	0	1	9.09%	11		2		None	P,S,T,M,VP SC	24+			
57885	LIMBACH-OBERFROHNA	02/20/1996	Active	25	0	1	-1	-3.85%	26	29	2		None	P,S,T,M,VP SC	N/A			
152555	Limbach-Oberfrohna "Johann Esche"	09/20/2022	Active	20	0	0	0	0.00%	20		0		None	P,S,T,M,VP SC	N/R			
56802	MARIENBERG-OLBERNHAU	04/12/1995	Active	20	3	1	2	11.11%	18	29	0		None	P,S,T,M,VP SC	N/A			
52395	MARKKLEEBERG	01/14/1992	Active	28	0	2	-2	-6.67%	30	21	2		None	P,S,T,M,VP SC	24+			
59861	MARKNEUKIRCHEN	07/01/1997	Active	19	0	0	0	0.00%	19		2		None	P,S,T,M,VP SC	N/A			
61874	MEERANE	05/05/1999	Cancelled(6*)	0	0	16	-16	-100.00%	16	18	2		3	M,VP,SC	N/A			
51655	MEISSEN	05/13/1991	Active	17	0	1	-1	-5.56%	18	17	1		None	P,S,T,M,VP SC	24+			
57781	MEISSEN DOMSTADT	01/29/1996	Active	21	1	0	1	5.00%	19		5		None	P,S,T,M,VP SC	N/A			
55629	MITTWEID BURGSTADT	04/19/1994	Active	26	3	1	2	8.33%	24	31	2		None	P,S,T,M,VP SC	24+			
103338	MORITZBURG	08/08/2008	Active	12	4	2	2	20.00%	10	11	1		None	P,S,T,M,VP SC	N/A			
59672	NIESKY LAUSITZER NEISSE	06/03/1997	Active	23	0	2	-2	-8.00%	25	22	1		None	P,S,T,M,VP SC	24+			
57795	OSCHATZ	01/29/1996	Active	18	0	0	0	0.00%	18		12		None	P,S,T,M,VP SC	24+			
55413	PIRNA	03/08/1994	Active	20	0	0	0	0.00%	20		11		None	P,S,T,M,VP SC	24+			
57796	PLAUEN SPITZE	01/29/1996	Active	18	0	0	0	0.00%	18		23		None	P,S,T,M,VP SC	N/A			
58190	RADEBERG	04/25/1996	Active	31	2	1	1	3.33%	30	29	0		None	P,S,T,M,VP SC	24+			
Exc Award (06/30/2023)																		
56854	RADEBEUL	04/21/1995	Active	37	1	0	1	2.78%	36		0		None	P,S,T,M,VP SC	N/A			
55824	REICHENBACH	06/10/1994	Active	17	1	1	0	0.00%	17	7	0		None	P,S,T,M,VP SC	N/R			
56186	RIESA	10/26/1994	Active	25	0	1	-1	-3.85%	26	30	0		None	P,S,T,M,VP SC	24+			
57797	SEBNITZ	01/29/1996	Active	21	1	0	1	5.00%	20		8		None	P,S,T,M,VP SC	24+			
111422	THARANDT	06/22/2011	Active	26	2	0	2	8.33%	24		1		None	P,S,T,M,VP SC	N/A			
57782	TORGAU	01/29/1996	Active	26	0	1	-1	-3.70%	27	4	0		None	P,S,T,M,VP SC	N/A			
110701	WEINBÖHLA	04/19/2011	Active	19	1	0	1	5.56%	17		6		None	P,S,T,M,VP SC	24+			



# Club Health Assessment for District 111OS through May 2025

			Status	Membership							Reports				Finance	LCIF	
Club Number	Club Name	Charter Date		Current Member Count	YTD Members Added	YTD Members Dropped	YTD Net Growth	YTD Net Growth%	Member Count 12 Months Ago	Avg. length of service for dropped members	Months Since Last MMR ***	Yrs. Since Last Officer Report	President Rotation	Vice President Reported ****	Months Since Last Activity Report ***	Account Balance	Donations for current Fiscal Year
			Number of times on status quo within last two years	If below 15 members appears				If net loss is greater than 20% appears			If no report in 3 months appears in	When more than one year appears in	Number of repeat terms	Notes the officers that do not have an active	If no report at 12 months appears in red		
57798	WURZEN	01/29/1996	Cancelled(6*)	0	0	10	-10	-100.00%	10	22	5		None	P,S,T,M,VP SC	N/A		
63655	WURZEN GRAF LINDENAU	10/27/2000	Active	17	2	2	0	0.00%	17	12	0		None	P,S,T,M,VP SC	N/A		
55754	ZITTAU	05/23/1994	Active	13	3	3	0	0.00%	15	21	0		None	P,S,T,M,VP SC	24+		
84685	ZSCHOPAU	01/11/2005	Active	21	0	2	-2	-8.70%	23	18	1		None	P,S,T,M,VP SC	N/A		
54107	ZWICKAU	02/19/1993	Active	22	0	2	-2	-8.33%	26	15	1		None	P,S,T,M,VP SC	24+		

Clubs Cancelled Previous Fiscal Year – Clubs Cancelled within last 12 months may be reinstated

Club Number	Club Name	Charter Date	Current Status*	Cancellation Date
55470	DRESDEN BRUECKE BLAUES WUNDER	03/28/1994	Cancelled(6*)	07/29/2023

Current Total Clubs Count	YTD New Clubs Count	YTD Cancelled Clubs Count	YTD Net Club Gain	Current Total Members Count	YTD Add	YTD Drop	YTD Net Growth	YTD Net Growth %	Member Count 12 Months Ago	Average Member Count Per Club	% of Clubs with less than 20 members	% No MMR in 3 Months	% No Officer Report in 12 Months	% of Clubs with balance 90+ days	Number of Clubs in Status Quo	% Status Quo Clubs in Financial Suspension	Number of Cancelled Clubs	Average Cancelled Club Age	Members Lost Due to Cancellation	% of Clubs Cancelled for Non-Financial Reasons
72	1	2	-1	1,647	83	95	-12	-0.72%	1,672	23	32%	31%	0%	7%	0	0%	2	42	26	100%

\* - P - Priority Club. Cancellation Reasons: 1-Objectives/conduct, 2-Non-active club, 5-Non-existing club, 6-Disbanding, 7-Merger, 8-Financial Suspension, 9-District/Multiple District Dues.

\*\* - Abbreviation: P-President, S-Secretary, T-Treasurer, M-Member Chairperson, VP-First Vice President, MC-Communications Chairperson, SC-Service Chairperson

\*\*\* - Abbreviation: N/R - Never reported using the Lions Clubs website, N/A - Not applicable, No password registered for the Lions Clubs website.

\*\*\*\* - Abbreviation: N - New, IP - Immediate Past, R - Repeat.



# Club Health Assessment for District 111OM through May 2025

			Status	Membership							Reports					Finance	LCIF	
Club Number	Club Name	Charter Date		Current Member Count	YTD Members Added	YTD Members Dropped	YTD Net Growth	YTD Net Growth%	Member Count 12 Months Ago	Avg. length of service for dropped members	Months Since Last MMR ***	Yrs. Since Last Officer Report	President Rotation	Vice President Reported ****	Months Since Last Activity Report ***	Account Balance	Donations for current Fiscal Year	
			Number of times on status quo within last two years	If below 15 members appears					If net loss is greater than 20% appears			If no report in 3 months appears in	When more than one year appears in	Number of repeat terms	Notes the officers that do not have an active red	If no report at 12 months appears in red		
Clubs less than two years old																		
156878	Sachsen-Anhalt Thüringen "Wir inklusiv"	02/02/2024	Active(1)	28	1	0	1	3.70%	27		7		None	P,S,T,M,VP SC	N/R			
Clubs more than two years old																		
52536	ALTENBURG	02/14/1992	Active	40	1	1	0	0.00%	40	33	1		None	P,S,T,M,VP SC	N/R			
53857	APOLDA	12/01/1992	Active	16	0	5	-5	-23.81%	21	23	0		None	P,S,T,M,VP SC	N/A			
58057	ARNSTADT-ILMENAU	03/29/1996	Active	28	1	0	1	3.70%	27		0		None	P,S,T,M,VP SC	N/A			
51844	BAD FRANKENHAUSEN KYFFHAEUSER	06/28/1991	Active	20	2	0	2	11.11%	18		3		None	P,S,T,M,VP SC	N/A	90+ Days		
62716	BAD LANGENSALZA	01/18/2000	Active	27	0	2	-2	-6.90%	29	20	0		None	P,S,T,M,VP SC	N/A			
56801	BAD SALZUNGEN RHOEN-WERRA	04/12/1995	Active	30	3	1	2	7.14%	28	0	0		None	P,S,T,M,VP SC	24+			
54248	BERNBURG	03/18/1993	Cancelled(6*)	0	0	10	-10	-100.00%	10	19	0		None	P,S,T,M,VP SC	N/A			
63127	BITTERFELD	05/02/2000	Active	22	2	0	2	10.00%	20		10		None	P,S,T,M,VP SC	24+			
57478	BLANKENBURG HARZ	11/09/1995	Active	24	3	2	1	4.35%	23	2	0		None	P,S,T,M,VP SC	N/A			
56181	DESSAU ANHALT	10/26/1994	Active	36	3	2	1	2.86%	37	16	1		None	P,S,T,M,VP SC	N/A			
52692	EISENACH WARTBURG	03/18/1992	Active	28	2	2	0	0.00%	28	8	0		None	P,S,T,M,VP SC	24+			
58249	EISENBERG	05/13/1996	Active	15	0	0	0	0.00%	12		0		None	P,S,T,M,VP SC	N/A			
58133	ERFURT AMPLONIUS	04/18/1996	Active	24	3	3	0	0.00%	24	7	1		None	P,S,T,M,VP SC	N/A			
52791	ERFURT MEISTER EKKEHARD	04/01/1992	Active	41	2	2	0	0.00%	41	21	3		None	P,S,T,M,VP SC	24+	90+ Days		
52976	ERFURT THURINGIA	04/27/1992	Active	23	0	2	-2	-8.00%	25	21	2		None	P,S,T,M,VP SC	24+			
58284	ERFURT VIA REGIA	05/13/1996	Active	25	2	6	-4	-13.79%	29	20	0		None	P,S,T,M,VP SC	N/R	90+ Days		
54802	GERA	07/30/1993	Active	24	3	0	3	14.29%	21		0		None	P,S,T,M,VP SC	24+	90+ Days		
54319	GOTHA	04/07/1993	Active	31	0	2	-2	-6.06%	36	21	0		None	P,S,T,M,VP SC	24+			
66405	GREIZ	06/28/2002	Active	42	2	0	2	5.00%	39		2		None	P,S,T,M,VP SC	N/A			
50441	HALBERSTADT	04/12/1990	Active	32	1	0	1	3.23%	31		2		None	P,S,T,M,VP SC	N/A			
62515	HALDENSLEBEN	11/29/1999	Active	18	2	0	2	12.50%	16		3		None	P,S,T,M,VP SC	N/A	90+ Days		




# Club Health Assessment for District 111OM through May 2025

			Status	Membership							Reports					Finance		LCIF
Club Number	Club Name	Charter Date		Current Member Count	YTD Members Added	YTD Members Dropped	YTD Net Growth	YTD Net Growth%	Member Count 12 Months Ago	Avg. length of service for dropped members	Months Since Last MMR ***	Yrs. Since Last Officer Report	President Rotation	Vice President Reported ****	Months Since Last Activity Report ***	Account Balance	Donations for current Fiscal Year	
			Number of times on status quo within last two years	If below 15 members appears					If net loss is greater than 20% appears		If no report in 3 months appears in	When more than one year appears in	Number of repeat terms	Notes the officers that do not have an active	If no report at 12 months appears in red			
51270	HALLE AN DER SAALE	02/02/1991	Active	31	3	0	3	10.71%	28		2		None	P,S,T,M,VP SC	N/R	90+ Days		
111585	HALLE AUGUST HERMANN FRANCKE	06/30/2011	Active	33	1	0	1	3.13%	31		0		None	P,S,T,M,VP SC	N/A			
58086	HALLE DOROTHEA ERXLEBEN	04/08/1996	Active	26	1	2	-1	-3.70%	27	25	0		None	P,S,T,M,VP SC	N/A			
54435	HALLE FUNF TUERME	05/07/1993	Active	20	2	0	2	11.11%	18		0		None	P,S,T,M,VP SC	N/A			
54790	HALLE SAALKREIS	07/27/1993	Active	28	1	2	-1	-3.45%	29	26	0		None	P,S,T,M,VP SC	N/R			
55846	HETTSTEDT	06/21/1994	Active	24	3	0	3	14.29%	21		1		None	P,S,T,M,VP SC	N/A			
57884	HILDBURGHAUSEN	02/21/1996	Active	21	0	0	0	0.00%	21		8		None	P,S,T,M,VP SC	N/A			
53231	JENA	06/03/1992	Active	36	0	1	-1	-2.70%	37	27	0		None	P,S,T,M,VP SC	24+			
62487	JENA JOHANN-FRIEDRICH	11/11/1999	Active	40	0	1	-1	-2.44%	41	25	1		None	P,S,T,M,VP SC	24+			
125162	Jena Paradies	06/17/2015	Active	16	0	0	0	0.00%	16		12		None	P,S,T,M,VP SC	N/A			
Exc Award (06/30/2021)																		
106799	JERICHOWER LAND	10/22/2009	Active	19	1	0	1	5.56%	18		0		None	P,S,T,M,VP SC	N/A	90+ Days		
54371	LUTHERSTADT EISLEBEN	04/20/1993	Active	25	0	0	0	0.00%	25		2		None	P,S,T,M,VP SC	N/A			
57051	LUTHERSTADT-WITTENBERG	06/09/1995	Active	34	1	0	1	3.03%	33		1		None	P,S,T,M,VP SC	N/A			
50687	MAGDEBURG	06/06/1990	Active	21	2	3	-1	-4.55%	25	23	1		None	P,S,T,M,VP SC	N/A			
139406	Magdeburg Editha	08/05/2019	Active	25	0	2	-2	-7.41%	27	5	8		None	P,S,T,M,VP SC	N/R			
59516	MAGDEBURG KAISER-OTTO I	05/08/1997	Active	47	2	3	-1	-2.08%	48	19	2		None	P,S,T,M,VP SC	24+			
54724	MEININGEN	07/07/1993	Active	34	2	0	2	6.25%	32		3		None	P,S,T,M,VP SC	N/A			
53456	MERSEBURG	06/29/1992	Active	28	2	0	2	7.69%	26		2		None	P,S,T,M,VP SC	N/R			
54407	MUEHLHAUSEN	04/28/1993	Active	35	2	0	2	6.06%	32		0		None	P,S,T,M,VP SC	N/A			
55949	NAUMBURG SAALE	06/24/1994	Active	31	0	0	0	0.00%	30		0		3	M,VP,SC	24+			
55308	NORDHAUSEN	02/16/1994	Active	33	1	2	-1	-2.94%	34	30	1		None	P,S,T,M,VP SC	24+			
77678	OHREKREIS	10/29/2003	Active	22	2	2	0	0.00%	22	17	0		None	P,S,T,M,VP SC	N/A			
59431	OSCHERSLEBEN	04/28/1997	Active	24	6	0	6	33.33%	18		0		None	P,S,T,M,VP SC	N/A			
106973	OSCHERSLEBEN DIE BORDE	12/04/2009	Active	29	0	1	-1	-3.33%	30	4	2		None	P,S,T,M,VP SC	N/A			






# Club Health Assessment for District 111OM through May 2025

			Status	Membership							Reports					Finance		LCIF
Club Number	Club Name	Charter Date		Current Member Count	YTD Members Added	YTD Members Dropped	YTD Net Growth	YTD Net Growth%	Member Count 12 Months Ago	Avg. length of service for dropped members	Months Since Last MMR ***	Yrs. Since Last Officer Report	President Rotation	Vice President Reported ****	Months Since Last Activity Report ***	Account Balance	Donations for current Fiscal Year	
			Number of times on status quo within last two years	If below 15 members appears				If net loss is greater than 20% appears			If no report in 3 months appears in	When more than one year appears in	Number of repeat terms	Notes the officers that do not have an active	If no report at 12 months red			
54614	POESSNECK	06/17/1993	Active	25	0	2	-2	-7.41%	27	30	2		None	P,S,T,M,VP SC	N/A			
54849	QUEDLINBURG	09/02/1993	Active	33	1	2	-1	-2.94%	34	31	3		None	P,S,T,M,VP SC	24+			
60545	QUERFURT	03/23/1998	Active	18	1	1	0	0.00%	18	27	0		None	P,S,T,M,VP SC	N/A			
52730	RUDOLSTADT HEIDECKSBURG	03/18/1992	Active	42	3	2	1	2.44%	41	12	0		None	P,S,T,M,VP SC	N/A			
55855	SAALFELD	06/21/1994	Active	26	2	0	2	8.33%	24		0		None	P,S,T,M,VP SC	N/A			
57454	SALZWEDEL	10/30/1995	Active	29	1	2	-1	-3.33%	29	16	0		None	P,S,T,M,VP SC	N/A			
88779	SALZWEDEL ALTMARK	06/28/2005	Active	17	1	3	-2	-10.53%	19	18	1		None	P,S,T,M,VP SC	N/A			
57052	SANGERHAUSEN ROSENSTADT	06/09/1995	Active	28	1	0	1	3.70%	27		1		None	P,S,T,M,VP SC	N/A			
56451	SCHLEUSINGEN	01/16/1995	Active	25	0	0	0	0.00%	25		2		None	P,S,T,M,VP SC	N/A			
54850	SCHMALKALDEN	09/02/1993	Active	22	1	0	1	4.76%	21		0		None	P,S,T,M,VP SC	24+			
56779	SCHOENEBECK BAD SALZELMEN	04/07/1995	Active	26	0	0	0	0.00%	26		18		None	P,S,T,M,VP SC	N/R			
52863	SONDERSHAUSEN	04/01/1992	Active	25	1	2	-1	-3.85%	26	19	1		None	P,S,T,M,VP SC	N/A			
57161	SONNEBERG	06/30/1995	Active	26	1	0	1	4.00%	25		1		None	P,S,T,M,VP SC	24+			
57234	STENDAL	07/07/1995	Active	49	9	3	6	13.95%	43	29	1		None	P,S,T,M,VP SC	N/R	90+ Days		
116603	STENDAL "MARIE JUDITH FAUCHER"	04/19/2012	Active	21	0	0	0	0.00%	21		0		None	P,S,T,M,VP SC	N/A			
119145	SUHL ZELLA MEHLIS	04/10/2013	Active	26	1	1	0	0.00%	26	11	0		None	P,S,T,M,VP SC	N/A			
53457	WEIMAR CLASSIC	06/29/1992	Active	25	2	2	0	0.00%	25	14	3		None	P,S,T,M,VP SC	24+		\$20.00	
58418	WEISSENFELS	06/13/1996	Active	25	1	0	1	4.17%	24		1		None	P,S,T,M,VP SC	N/A			
53458	WERNIGERODE	06/30/1992	Active	31	1	4	-3	-8.82%	33	22	0		None	P,S,T,M,VP SC	24+			
56452	WERNIGERODE ANNA ZU STOLBERG	01/16/1995	Active	20	2	1	1	5.26%	19	30	0		None	P,S,T,M,VP SC	24+			
58468	WORBIS-HEILIGENSTADT EICHSFELD	06/19/1996	Active	26	0	1	-1	-3.70%	27	8	1		None	P,S,T,M,VP SC	N/R			
58285	ZEITZ	05/13/1996	Active	28	2	1	1	3.70%	27	0	1		None	P,S,T,M,VP SC	N/A			
Exc Award (06/30/2024)																		
97789	ZERBST ANHALT	10/03/2006	Active	25	4	1	3	13.64%	23	0	6		None	P,S,T,M,VP SC	24+			



## Club Health Assessment for District 111OM through May 2025

			Status	Membership							Reports					Finance	LCIF
Club Number	Club Name	Charter Date		Current Member Count	YTD Members Added	YTD Members Dropped	YTD Net Growth	YTD Net Growth%	Member Count 12 Months Ago	Avg. length of service for dropped members	Months Since Last MMR ***	Yrs. Since Last Officer Report	President Rotation	Vice President Reported ****	Months Since Last Activity Report ***	Account Balance	Donations for current Fiscal Year
			Number of times on status quo within last two years	If below 15 members appears				If net loss is greater than 20% appears			If no report in 3 months appears in	When more than one year appears in	Number of repeat terms	Notes the officers that do not have an active	If no report at 12 months appears in red		

Clubs Cancelled Previous Fiscal Year – Clubs Cancelled within last 12 months may be reinstated

Club Number	Club Name	Charter Date	Current Status*	Cancellation Date
58098	ARENDSEE ALTMARK	04/08/1996	Cancelled(6*)	12/29/2023

Current Total Clubs Count	YTD New Clubs Count	YTD Cancelled Clubs Count	YTD Net Club Gain	Current Total Members Count	YTD Add	YTD Drop	YTD Net Growth	YTD Net Growth %	Member Count 12 Months Ago	Average Member Count Per Club	% of Clubs with less than 20 members	% No MMR in 3 Months	% No Officer Report in 12 Months	% of Clubs with balance 90+ days	Number of Clubs in Status Quo	% Status Quo Clubs in Financial Suspension	Number of Cancelled Clubs	Average Cancelled Club Age	Members Lost Due to Cancellation	% of Clubs Cancelled for Non-Financial Reasons
68	0	1	-1	1,874	100	87	13	0.70%	1,861	28	10%	19%	0%	12%	0	0%	1	60	10	100%

\* - P - Priority Club. Cancellation Reasons: 1-Objectives/conduct, 2-Non-active club, 5-Non-existing club, 6-Disbanding, 7-Merger, 8-Financial Suspension, 9-District/Multiple District Dues.

\*\* - Abbreviation: P-President, S-Secretary, T-Treasurer, M-Member Chairperson, VP-First Vice President, MC-Communications Chairperson, SC-Service Chairperson

\*\*\* - Abbreviation: N/R - Never reported using the Lions Clubs website, N/A - Not applicable, No password registered for the Lions Clubs website.

\*\*\*\* - Abbreviation: N - New, IP - Immediate Past, R - Repeat.



# Club Health Assessment for District 112 A through May 2025

			Status	Membership						Reports					Finance		LCIF
Club Number	Club Name	Charter Date		Current Member Count	YTD Members Added	YTD Members Dropped	YTD Net Growth	YTD Net Growth%	Member Count 12 Months Ago	Avg. length of service for dropped members	Months Since Last MMR ***	Yrs. Since Last Officer Report	President Rotation	Vice President Reported ****	Months Since Last Activity Report ***	Account Balance	Donations for current Fiscal Year
			Number of times on status quo within last two years	If below 15 members appears				If net loss is greater than 20% appears			If no report in 3 months appears in	When more than one year appears in	Number of repeat terms	Notes the officers that do not have an active	If no report at 12 months appears in red		
Clubs more than two years old																	
21928	AALST	03/27/1956	Active	25	0	0	0	0.00%	25		0			N	P,S,M,VP,SC	4	\$3,677.00
110542	ASSENEDE DIEDERIK	03/30/2011	Active	20	2	2	0	0.00%	20	19	0			N	P,S,T,M,VP SC	1	\$1,115.07
Exc Award (06/30/2017)																	
21942	BLANKENBERGE	09/10/1973	Active	31	0	1	-1	-3.13%	32	9	0			R	P,S,T,M,VP SC	1	\$2,106.57
Exc Award (06/30/2017)																	
21944	BRUGGE	06/27/1956	Active	28	2	2	0	0.00%	28	13	0			R	P,S,T,M,VP SC	6	\$2,125.62
52731	BRUGGE MARITIME	03/18/1992	Active	8	0	1	-1	-11.11%	9	14	0			N	P,S,T,M,VP SC	24+	
Exc Award (06/30/2017)																	
21945	BRUGGE ZEEHAVEN	11/24/1971	Active(1)	26	0	2	-2	-7.14%	28	16	0			N	P,S,T,SC	24+	
55035	DAMME ZWIN	11/04/1993	Active	19	0	6	-6	-24.00%	24	20	0			R	P,S,T,M,SC	0	\$2,022.59
Exc Award (06/30/2017)																	
58355	DE HAAN PERMEKELAND	05/31/1996	Active	40	2	1	1	2.56%	39	12	0		2	R	P,S,T,M,VP SC	24+	\$1,832.55
Exc Award (06/30/2017)																	
21991	DE PANNE WESTKUST	04/26/1954	Active	40	3	5	-2	-4.76%	41	15	0				P,S,T,M,VP SC	7	\$5,422.85
Exc Award (06/30/2023, 06/30/2024)																	
77586	DE PINTE MILLENNIUM	10/16/2003	Active	40	3	2	1	2.56%	39	19	0		2	R	P,S,T,VP,SC	2	\$3,302.90
Exc Award (06/30/2017)																	
21961	DEINZE	06/09/1959	Active	28	2	0	2	7.69%	28		0			R	P,S,T,M,VP SC	24+	\$3,727.39
Exc Award (06/30/2017)																	
98920	Dender Lions	03/27/2007	Active	21	1	1	0	0.00%	21	14	0			R	P,S,T,M,VP SC	1	\$2,601.22
Exc Award (06/30/2017)																	
38983	DENDERMONDE	10/22/1980	Active(1)	27	2	2	0	0.00%	27	33	0			N	P,S,T,M,VP SC	N/R	\$1,084.57
Exc Award (06/30/2017)																	
103965	EVERGEM VLAAMSE VALLEIEN	11/17/2008	Active	35	1	0	1	2.94%	34		0			R	P,S,T,M,VP SC	N/A	\$3,721.88
84976	GAVERE RHODELAND	02/10/2005	Active	23	0	3	-3	-11.54%	26	13	0			N	P,S,T,M,VP SC	0	
135026	Gent Centinelle	06/06/2018	Active(1)	29	1	3	-2	-6.45%	31	4	0			N	P,S,T,M,VP SC	2	\$1,080.32
21971	GENT GAND	12/02/1952	Active(2)	68	2	2	0	0.00%	68	27	0			R	P,S,T,M,VP SC	N/R	



# Club Health Assessment for District 112 A through May 2025

			Status	Membership							Reports					Finance	LCIF
Club Number	Club Name	Charter Date		Current Member Count	YTD Members Added	YTD Members Dropped	YTD Net Growth	YTD Net Growth%	Member Count 12 Months Ago	Avg. length of service for dropped members	Months Since Last MMR ***	Yrs. Since Last Officer Report	President Rotation	Vice President Reported ****	Months Since Last Activity Report ***	Account Balance	Donations for current Fiscal Year
			Number of times on status quo within last two years	If below 15 members appears				If net loss is greater than 20% appears			If no report in 3 months appears in	When more than one year appears in	Number of repeat terms		Notes the officers that do not have an active	If no report at 12 months red	
53408	GENT GANDALYS Exc Award (06/30/2017)	06/23/1992	Active(1)	24	1	1	0	0.00%	25	38	0			R	P,S,T,M,VP SC	24	\$1,301.48
51846	GENT GRAAF VAN VLAANDEREN Exc Award (06/30/2017)	06/28/1991	Active(1)	18	12	7	5	38.46%	7	15	0				P,S,T,M,VP SC	2	
29229	GENT LEIELAND	04/30/1974	Active	22	2	2	0	0.00%	23	27	0		2	R	P,S,T,M,VP SC	N/R	
21972	GENT SCALDIS Exc Award (06/30/2017)	09/12/1967	Active	57	2	0	2	3.64%	55		0			R	P,S,T,M,VP SC	N/R	\$8,210.53
21976	GERAARDSBERGEN	10/05/1961	Active	33	1	0	1	3.13%	32		0			R	P,S,T,M,VP SC	0	\$2,418.10
42837	GHEENT SEAPORT	06/29/1983	Active	42	0	2	-2	-4.55%	44	26	0			N	P,S,T,M,VP SC	24+	
58356	HARELBEKE LIEDERIK	05/31/1996	Active(1)	45	2	0	2	4.65%	43		0		2	R	P,S,T,M,VP SC	N/R	\$1,108.18
48031	HERZELE	01/07/1988	Active	22	4	2	2	10.00%	20	5	0		2	R	P,S,T,M,VP SC	N/R	\$3,267.94
110492	HEUVELLAND Exc Award (06/30/2017)	03/16/2011	Active	46	2	1	1	2.22%	45	10	0			N	P,S,T,M,VP SC	24+	\$4,415.92
22038	IEPER POPERINGE Exc Award (06/30/2017)	04/09/1958	Active(1)	46	2	0	2	4.55%	44		0			R	P,S,T,M,VP SC	1	\$2,847.16
30973	IZEGEM	06/20/1975	Active	43	0	0	0	0.00%	43		0			N	P,S,T,M,VP SC	24+	\$2,567.32
21987	KNOKKE ZOUTE	04/17/1962	Active	26	3	0	3	13.04%	23		0			R	P,S,T,M,VP SC	3	\$2,375.06
21960	KORTRIJK Exc Award (06/30/2023)	03/17/1955	Active	49	2	0	2	4.26%	44		0			R	P,S,T,M,VP SC	20	\$4,244.32
136986	Kortrijk Buda	12/03/2018	Active	32	3	0	3	10.34%	29		0			N	P,S,T,M	0	\$1,051.59
50217	KORTRIJK MERCURIUS Exc Award (06/30/2017)	02/21/1990	Active	35	2	20	-18	-33.96%	53	22	0		2	R	P,S,T,M,VP SC	N/R	
35804	KORTRIJK-LEIE LC Exc Award (06/30/2017)	06/26/1978	Active	59	0	1	-1	-1.67%	58	47	0		2	R	P,S,T,M,VP SC	5	\$1,084.57
42836	LOKEREN	06/30/1983	Active	36	4	5	-1	-2.70%	38	33	0			N	P,S,T,M,VP SC	6	\$3,240.96
22001	MEETJESLAND Exc Award (06/30/2023)	06/13/1967	Active	33	1	0	1	3.13%	35		0			R	P,S,T,M,VP SC	5	\$2,253.93



# Club Health Assessment for District 112 A through May 2025

Club Number	Club Name	Charter Date	Status	Membership							Reports					Finance	LCIF
				Current Member Count	YTD Members Added	YTD Members Dropped	YTD Net Growth	YTD Net Growth%	Member Count 12 Months Ago	Avg. length of service for members	Months Since Last MMR ***	Yrs. Since Last Officer Report	President Rotation	Vice President Reported ****	Months Since Last Activity Report ***	Account Balance	Donations for current Fiscal Year
			Number of times on status quo within last two years	If below 15 members appears				If net loss is greater than 20% appears			If no report in 3 months appears in	When more than one year appears in	Number of repeat terms	Notes the officers that do not have an active	If no report at 12 months red		
22002	MENIN COMINES WERVIC	03/26/1957	Active	42	0	4	-4	-8.70%	46	25	0			R	P,S,T,M,VP SC	17	
22009	NINOVE	03/05/1970	Active	49	3	2	1	2.08%	48	16	0			N	P,S,T,M,VP SC	N/R	\$1,620.48
	Exc Award (06/30/2017)																
22013	OOSTENDE	06/03/1955	Active	45	3	0	3	7.14%	42		0			N	P,S,T,M,VP SC	1	\$3,416.59
88449	OOSTENDE BO4	05/25/2005	Active	37	4	1	3	8.82%	34	19	0			R	P,S,T,M,VP SC	0	\$1,115.07
	Exc Award (06/30/2017)																
50721	OOSTKAMP	06/15/1990	Active	38	2	2	0	0.00%	39	19	0				P,S,T,M,VP SC	1	\$3,831.86
21937	UDENARDE	02/26/1959	Active	57	3	2	1	1.79%	56	60	0			R	P,S,T,M,VP SC	1	
104986	UDENARDE VLAAMSE ARDENNEN	03/10/2009	Active	34	0	1	-1	-2.86%	35	4	0			R	P,S,T,M,VP SC	2	\$1,620.48
22019	ROESELARE	04/15/1958	Active	52	0	0	0	0.00%	52		0			R	P,S,T,M,VP SC	3	\$1,108.18
	Exc Award (06/30/2017)																
22018	RONSE-RENAIX	02/20/1958	Active	62	1	2	-1	-1.59%	62	36	0			R	P,S,T,M,VP SC	24+	\$15,722.62
	Exc Award (06/30/2017, 06/30/2018, 06/30/20)																
22024	SINT NIKLAAS CITY	12/10/1970	Active	34	1	2	-1	-2.86%	35	37	0			R	P,S,T,M,VP SC	2	
48347	ST MARTENS LATEM	03/28/1988	Active	30	0	4	-4	-11.76%	34	16	0			R	P,S,T,M,VP SC	5	
22027	TIELT	09/10/1963	Active	45	0	0	0	0.00%	45		0		2	R	P,S,T,M,VP SC	16	\$2,087.72
	Exc Award (06/30/2017, 06/30/2018)																
22030	TORHOUT	04/20/1972	Active	14	0	0	0	0.00%	14		0		2		P,S,T,M,VP SC	N/R	\$108.46
22021	WAASLAND	05/06/1958	Active(1)	30	0	2	-2	-6.25%	31	21	0		2	R	P,S,T,M,VP SC	0	\$1,080.32
64279	WAASMUNSTER-SCALDIANA	05/08/2001	Active(1)	34	1	0	1	3.03%	33		0			N	P,S,T,M,VP SC	0	\$1,056.54
22035	WAREGEM	04/16/1958	Active	48	3	0	3	6.67%	45		0				P,S,T,M,VP SC	N/R	\$1,567.32
116629	WAREGEM ASCOT	04/27/2012	Active	23	2	1	1	4.55%	22	3	0			N	P,S,T,M,VP SC	0	\$1,247.25
	Exc Award (06/30/2017)																
22020	WETTEREN ROZENSTREEK	01/23/1973	Active	43	3	2	1	2.38%	42	27	0			R	P,S,T,M,VP SC	N/A	\$1,567.32
22040	ZOTTEGEM	02/04/1963	Active	34	0	1	-1	-2.86%	34	6	0			N	P,S,T,M,SC	N/A	
62690	ZWEVEGEM	01/17/2000	Active	42	2	2	0	0.00%	42	18	0			R	P,S,T,M,VP SC	N/R	
	Exc Award (06/30/2017)																



# Club Health Assessment for District 112 A through May 2025

			Status							Membership					Reports					Finance		LCIF	
Club Number	Club Name	Charter Date								Current Member Count	YTD Members Added	YTD Members Dropped	YTD Net Growth	YTD Net Growth%	Member Count 12 Months Ago	Avg. length of service for dropped members	Months Since Last MMR ***	Yrs. Since Last Officer Report	President Rotation	Vice President Reported ****	Months Since Last Activity Report ***	Account Balance	Donations for current Fiscal Year
			Number of times on status quo within last two years							If below 15 members appears				If net loss is greater than 20% appears			If no report in 3 months appears in	When more than one year appears in	Number of repeat terms	Notes the officers that do not have an active	If no report at 12 months appears in red		
Current Total Clubs Count	YTD New Clubs Count	YTD Cancelled Clubs Count	YTD Net Club Gain	Current Total Members Count	YTD Add	YTD Drop	YTD Net Growth	YTD Net Growth %	Member Count 12 Months Ago	Average Member Count Per Club	% of Clubs with less than 20 members	% No MMR in 3 Months	% No Officer Report in 12 Months	% of Clubs with balance 90+ days	Number of Clubs in Status Quo	% Status Quo Clubs in Financial Suspension	Number of Cancelled Clubs	Average Cancelled Club Age	Members Lost Due to Cancellation	% of Clubs Cancelled for Non-Financial Reasons			
55	0	0	0	1,969	92	102	-10	-0.51%	1,972	36	7%	0%	0%	0%	0	0%	0	0	0	0	0	0%	

\* - P - Priority Club. Cancellation Reasons: 1-Objectives/conduct, 2-Non-active club, 5-Non-existing club, 6-Disbanding, 7-Merger, 8-Financial Suspension, 9-District/Multiple District Dues.

\*\* - Abbreviation: P-President, S-Secretary, T-Treasurer, M-Member Chairperson, VP-First Vice President, MC-Communications Chairperson, SC-Service Chairperson

\*\*\* - Abbreviation: N/R - Never reported using the Lions Clubs website, N/A - Not applicable, No password registered for the Lions Clubs website.

\*\*\*\* - Abbreviation: N - New, IP - Immediate Past, R - Repeat.



# Club Health Assessment for District 112 B through May 2025

			Status	Membership						Reports					Finance		LCIF
Club Number	Club Name	Charter Date		Current Member Count	YTD Members Added	YTD Members Dropped	YTD Net Growth	YTD Net Growth%	Member Count 12 Months Ago	Avg. length of service for dropped members	Months Since Last MMR ***	Yrs. Since Last Officer Report	President Rotation	Vice President Reported ****	Months Since Last Activity Report ***	Account Balance	Donations for current Fiscal Year
			Number of times on status quo within last two years	If below 15 members appears				If net loss is greater than 20% appears			If no report in 3 months appears in	When more than one year appears in	Number of repeat terms	Notes the officers that do not have appears in an active	If no report at 12 months red		
Clubs more than two years old																	
21927	AARSCHOT	09/09/1963	Active	28	0	0	0	0.00%	27		0		2	R	P,S,T,M,VP SC	7	\$3,687.78
Exc Award (06/30/2024)																	
52045	AARSCHOT-PAREL VAN HET HAGELAND	10/01/1991	Active	18	1	1	0	0.00%	18	27	0		2	N	P,S,T,M,VP SC	0	\$1,380.57
52612	AARTSELAAR CLEYDAEL	03/05/1992	Active	16	0	0	0	0.00%	15		0			R	P,S,T,M,VP SC	0	\$1,396.72
Exc Award (06/30/2024)																	
97076	ALKEN LAND VAN WOR	05/03/2006	Active	33	5	4	1	3.13%	32	11	0			N	P,S,T,M,VP SC	0	
55973	ANTWERPEN AMBERES	07/05/1994	Active	19	0	1	-1	-5.00%	21	3	0			R	P,S,T,VP,SC	0	\$1,115.07
62500	ANTWERPEN ANTOON VAN DYCK	11/19/1999	Active(1)	26	4	6	-2	-7.14%	27	13	0		2		P,S,T,M,VP SC	N/R	
64581	ANTWERPEN BELPAIRE	06/25/2001	Active	25	1	1	0	0.00%	25	14	0		2	R	P,S,T,M,VP SC	0	\$470.20
21929	ANTWERPEN CENTER	06/26/1952	Active	33	0	1	-1	-2.94%	34	6	0		2	N	S,T,M,VP,SC	N/A	
54144	ANTWERPEN DIAMANT	02/24/1993	Active	24	0	0	0	0.00%	24		0		2	R	P,S,T,M,VP SC	3	\$2,983.30
58658	ANTWERPEN ELSDONK	08/27/1996	Active	0	0	11	-11	-100.00%	12	22	0		2	R	P,S,T,M,VP SC	2	\$1,284.57
40792	ANTWERPEN HAVEN	01/25/1982	Active	33	0	2	-2	-5.71%	35	2	0			N	P,S,T,M,VP SC	24+	
21931	ANTWERPEN LINKEROEVER	03/16/1970	Active	11	0	1	-1	-8.33%	13	41	0				P,S,T,M,VP SC	0	
21932	ANTWERPEN MARNIX ZUID	03/25/1968	Active(1)	11	0	0	0	0.00%	11		0			R	P,S,T,M,VP SC	N/R	
47305	ANTWERPEN MIDDELHEIM	05/12/1987	Cancelled(8*)	0	0	12	-12	-100.00%	12	29	10	1	None		P,S,T,M,VP SC	24+	90+ Days
45516	ANTWERPEN MINERVA	11/18/1985	Active	8	0	4	-4	-33.33%	12	5	0		2		P,S,T,M,VP SC	N/A	
30655	ANTWERPEN MOERLAND	04/27/1975	Active	37	0	2	-2	-5.13%	39	2	0		2	R	P,S,T,M,VP SC	2	\$2,507.70
Exc Award (06/30/2024)																	
21933	ANTWERPEN STEEN	03/29/1957	Active	16	0	1	-1	-5.88%	17	8	0				P,S,T,M,VP SC	N/R	
49573	ANTWERPEN TER BEKE	06/06/1989	Active	20	9	1	8	66.67%	12	36	0		2		P,S,T,M,VP SC	0	
21934	ANTWERPEN VOORKEMPEN	05/14/1970	Active	17	5	3	2	13.33%	14	22	0				P,S,T,M,VP SC	12	\$1,051.59
132260	Biesen	07/19/2017	Active	20	0	2	-2	-9.09%	22	3	0			N	P,S,T,M,VP SC	N/R	
21943	BOOM	12/13/1960	Active	14	1	0	1	7.69%	13		0				P,S,T,M,VP SC	24+	





# Club Health Assessment for District 112 B through May 2025

Club Number	Club Name	Charter Date	Status	Membership							Reports					Finance	LCIF
				Current Member Count	YTD Members Added	YTD Members Dropped	YTD Net Growth	YTD Net Growth%	Member Count 12 Months Ago	Avg. length of service for dropped members	Months Since Last MMR ***	Yrs. Since Last Officer Report	President Rotation	Vice President Reported ****	Months Since Last Activity Report ***	Account Balance	Donations for current Fiscal Year
			Number of times on status quo within last two years	If below 15 members appears				If net loss is greater than 20% appears			If no report in 3 months appears in	When more than one year appears in	Number of repeat terms	Notes the officers that do not have an active	If no report at 12 months red		
45162	BRUEGHEL	06/13/1985	Active	48	6	3	3	6.67%	45	39	0			R	P,S,T,M,VP SC	N/A	\$1,051.59
	Exc Award (06/30/2020, 06/30/2024)																
21954	CAMPINE ANVERSOISE	03/25/1963	Active	43	1	3	-2	-4.44%	45	4	0		2	IP	S,T,VP,SC	N/R	\$108.25
138175	Campinia	05/17/2019	Active	32	3	1	2	6.67%	32	6	0			R	P,S,T,M,VP SC	2	
21962	DIEST	11/25/1963	Active	45	1	2	-1	-2.17%	47	14	0			R	P,S,T,M,VP SC	24+	\$2,711.42
	Exc Award (06/30/2024)																
44069	GRIMBERGEN NOORDRAND	06/12/1984	Active	17	0	0	0	0.00%	17		0		2	R	P,S,T,M,VP SC	24+	\$5,302.02
21979	HASSELT	05/06/1957	Active	55	1	0	1	1.85%	54		0			R	P,S,T,M,VP SC	N/A	\$3,187.58
32242	HASSELT VAN VELDEKE	05/13/1976	Active	30	1	2	-1	-3.23%	31	43	0			R	P,S,T,M,VP SC	0	\$400.00
51845	HEIST WESTERLO-JUWEEL DER NETE	06/28/1991	Active	35	3	2	1	2.94%	33	21	0			N	P,S,T,M,VP SC	0	\$1,084.57
	Exc Award (06/30/2024)																
21982	HERENTALS	04/15/1964	Active(1)	10	12	4	8	400.00%	2	20	0		None		S,M,VP,SC	0	\$544.10
34400	HOOGSTRATEN-MARKLAND I C	08/03/1977	Active	28	1	1	0	0.00%	28	14	0			R	P,S,T,M,VP SC	19	\$2,216.35
21974	IJSEDAL-TERVUREN L C	07/14/1971	Active	20	1	1	0	0.00%	20	25	0			R	P,S,T,M,VP SC	N/R	\$3,463.78
30974	KASTEEL VAN GAASBEEK	06/23/1975	Active	33	1	3	-2	-5.71%	34	21	0			R	P,S,T,M,VP SC	N/R	\$1,041.28
31869	KEERBERGEN DRIE DENNEN	03/16/1976	Active	42	1	2	-1	-2.33%	43	16	0			R	P,S,T,M,VP SC	22	\$1,051.59
21986	KLEIN BRABANT	02/26/1959	Active	33	2	2	0	0.00%	33	26	0			N	P,S,T,M,VP SC	24+	\$1,051.59
29146	KONTICH	04/16/1974	Active	24	0	2	-2	-7.69%	26	14	0			R	P,S,T,M,VP SC	N/R	\$598.19
36070	KORTENBERG-HERTOG JAN	09/14/1978	Active	16	2	2	0	0.00%	16	42	0			R	P,S,T,M,VP SC	1	\$5,519.50
	Exc Award (06/30/2023, 06/30/2024)																
21992	LEOPOLDSBURG	02/03/1966	Active	24	2	2	0	0.00%	25	16	0			R	P,S,T,VP,SC	6	
97427	LEOPOLDSBURG ASTRID	06/29/2006	Active	22	4	5	-1	-4.35%	23	14	0		2	R	P,S,T,M,VP SC	6	\$1,400.00
29147	LEUVEN ERASMUS	04/05/1974	Active	34	0	1	-1	-2.86%	35	6	0			R	P,S,T,M,VP SC	N/R	\$3,433.34
	Exc Award (06/30/2023, 06/30/2024)																
54132	LEUVEN FIERE MARGRIET	02/24/1993	Active	14	0	0	0	0.00%	14		0			N	P,S,T,M,VP SC	0	
	Exc Award (06/30/2023, 06/30/2024)																



# Club Health Assessment for District 112 B through May 2025

Club Number	Club Name	Charter Date	Status	Membership							Reports					Finance	LCIF
				Current Member Count	YTD Members Added	YTD Members Dropped	YTD Net Growth	YTD Net Growth%	Member Count 12 Months Ago	Avg. length of service for dropped members	Months Since Last MMR ***	Yrs. Since Last Officer Report	President Rotation	Vice President Reported ****	Months Since Last Activity Report ***	Account Balance	Donations for current Fiscal Year
			Number of times on status quo within last two years	If below 15 members appears				If net loss is greater than 20% appears			If no report in 3 months appears in	When more than one year appears in	Number of repeat terms	Notes the officers that do not have an active	If no report at 12 months red		
21998	LIER TWEE NETEN Exc Award (06/30/2023, 06/30/2024)	03/02/1961	Active	67	6	4	2	3.08%	66	9	0			N	P,S,T,M,VP SC	2	\$2,313.47
21999	LOUVAIN Exc Award (06/30/2024)	02/06/1956	Active	30	0	0	0	0.00%	30		0			N	P,S,T,M,VP SC	2	\$2,430.70
34675	MAASLAND	11/08/1977	Active	36	1	1	0	0.00%	36	3	0			N	P,S,T,M,VP,SC	24+	
22000	MECHELEN	04/22/1958	Active	32	1	7	-6	-15.79%	40	15	0		2	R	P,S,T,M,VP	7	\$554.09
52096	MECHELEN LELIENDAAL	10/14/1991	Active	24	0	2	-2	-7.69%	26	33	0			N	P,S,T,M,VP SC	24+	\$3,450.80
22003	MIDDEN LIMBURG Exc Award (06/30/2016)	11/29/1962	Active	33	0	2	-2	-5.71%	35	35	0			R	P,S,T,M,VP SC	1	\$1,610.73
77972	MOLATOMIQ Exc Award (06/30/2023)	12/17/2003	Active	40	0	0	0	0.00%	39		0			N	P,S,T,M,VP SC	0	\$1,642.11
22004	MOL GEEL	04/10/1962	Active	45	0	0	0	0.00%	45		0			N	P,S,T,M,VP SC	N/R	\$3,651.81
41374	PAJOTTENLAND	05/11/1982	Active	35	0	0	0	0.00%	34		0			R	P,S,T,M,VP SC	7	\$1,567.32
22016	PELT-GREVENBROEK	02/24/1958	Active	25	0	2	-2	-7.41%	27	25	0		2		P,S,T,M,VP SC	N/R	
49419	SINT JORIS WINGE	04/13/1989	Active	28	5	0	5	21.74%	24		0			R	P,S,T,M,VP SC	24+	\$100.00
52864	SINT PIETERS RODE	04/09/1992	Active	32	1	0	1	3.23%	31		0			N	P,S,T,M,VP SC	6	\$7,740.08
22022	ST TRUIDEN	04/01/1962	Active	46	3	0	3	6.98%	43		0			R	P,S,T,M,VP SC	N/R	\$2,746.84
60138	ST TRUIDEN SARCHINIUM	12/05/1997	Active	11	0	0	0	0.00%	12		0				P,S,T,M,VP SC	6	\$216.91
42838	TAXANDRIA L C Exc Award (06/30/2024)	06/29/1983	Active	37	5	3	2	5.71%	35	29	0			R	P,S,T,M,VP SC	N/R	\$1,784.23
31726	TESSENDERLO	02/26/1976	Active	39	3	1	2	5.41%	37	2	0			R	P,S,T,M,VP SC	N/R	
22028	TIENEN	04/10/1967	Active	40	2	0	2	5.26%	38		0			R	P,S,T,M,VP SC	24+	\$1,084.57
22029	TONGEREN	09/13/1962	Active	35	0	1	-1	-2.78%	36	39	0			IP	P,S,T,M,VP SC	24+	
22032	TURNHOUT	05/09/1962	Active	42	2	3	-1	-2.33%	43	17	0			R	P,S,T,M,VP SC	7	\$111.51
52639	TURNHOUT HARTEVROUWE Exc Award (06/30/2024)	03/05/1992	Active	40	2	1	1	2.56%	39	3	0			N	P,S,T,M,VP SC	0	\$6,438.94



## Club Health Assessment for District 112 B through May 2025

Club Number	Club Name	Charter Date	Status	Membership							Reports					Finance	LCIF
				Current Member Count	YTD Members Added	YTD Members Dropped	YTD Net Growth	YTD Net Growth%	Member Count 12 Months Ago	Avg. length of service for members	Months Since Last MMR ***	Yrs. Since Last Officer Report	President Rotation	Vice President Reported ****	Months Since Last Activity Report ***	Account Balance	Donations for current Fiscal Year
			Number of times on status quo within last two years	If below 15 members appears				If net loss is greater than 20% appears			If no report in 3 months appears	When more than one year appears in	Number of repeat terms	Notes the officers that do not have an active	If no report at 12 months appears in red		
53649	ZANDHOVEN LAND VAN PLAYSANTIE Exc Award (06/30/2024)	09/02/1992	Active	33	6	8	-2	-5.71%	35	14	0			R	P,S,T,M,VP SC	N/A	\$1,010.86
48669	ZENNE EN ZONIEN	06/07/1988	Active	31	4	2	2	6.90%	29	21	0			R	P,S,T,M,VP SC	N/R	\$1,567.32
34774	ZUIDERKEMPEN HEIST-WESTERLO Exc Award (06/30/2023, 06/30/2024)	12/06/1977	Active	26	1	2	-1	-3.70%	27	16	0			R	P,S,T,M,VP SC	0	\$1,000.00

Clubs Cancelled Previous Fiscal Year – Clubs Cancelled within last 12 months may be reinstated

Club Number	Club Name	Charter Date	Current Status*	Cancellation Date
32625	MECHELEN DODOENS	07/30/1976	Cancelled(6*)	08/29/2023

Current Total Clubs Count	YTD New Clubs Count	YTD Cancelled Clubs Count	YTD Net Club Gain	Current Total Members Count	YTD Add	YTD Drop	YTD Net Growth	YTD Net Growth %	Member Count 12 Months Ago	Average Member Count Per Club	% of Clubs with less than 20 members	% No MMR in 3 Months	% No Officer Report in 12 Months	% of Clubs with balance 90+ days	Number of Clubs in Status Quo	% Status Quo Clubs in Financial Suspension	Number of Cancelled Clubs	Average Cancelled Club Age	Members Lost Due to Cancellation	% of Clubs Cancelled for Non-Financial Reasons
63	0	1	-1	1,821	110	130	-20	-1.09%	1,845	29	24%	0%	0%	0%	0	0%	1	85	12	0%

\* - P - Priority Club. Cancellation Reasons: 1-Objectives/conduct, 2-Non-active club, 5-Non-existing club, 6-Disbanding, 7-Merger, 8-Financial Suspension, 9-District/Multiple District Dues.

\*\* - Abbreviation: P-President, S-Secretary, T-Treasurer, M-Member Chairperson, VP-First Vice President, MC-Communications Chairperson, SC-Service Chairperson

\*\*\* - Abbreviation: N/R - Never reported using the Lions Clubs website, N/A - Not applicable, No password registered for the Lions Clubs website.

\*\*\*\* - Abbreviation: N - New, IP - Immediate Past, R - Repeat.



# Club Health Assessment for District 112 C through May 2025

			Status	Membership							Reports					Finance		LCIF
Club Number	Club Name	Charter Date		Current Member Count	YTD Members Added	YTD Members Dropped	YTD Net Growth	YTD Net Growth%	Member Count 12 Months Ago	Avg. length of service for dropped members	Months Since Last MMR ***	Yrs. Since Last Officer Report	President Rotation	Vice President Reported ****	Months Since Last Activity Report ***	Account Balance	Donations for current Fiscal Year	
			Number of times on status quo within last two years	If below 15 members appears				If net loss is greater than 20% appears			If no report in 3 months appears in	When more than one year appears in	Number of repeat terms		Notes the officers that do not have an active	If no report at 12 months red		
Clubs more than two years old																		
39560	ARGENTEUIL	03/05/1981	Active	16	0	0	0	0.00%	16		0			R	P,S,T,M,VP SC	7		\$3,158.13
Exc Award (06/30/2017, 06/30/2018)																		
53083	ARGENTEUIL BELLE ALLIANCE	05/11/1992	Active	8	0	3	-3	-27.27%	12	15	0				P,S,T,M,VP SC	N/R		\$300.00
30283	ASSE NOORD WEST BRABANT	02/21/1975	Active	23	2	0	2	9.52%	21		0			R	P,S,T,M,VP SC	8		\$3,102.89
35612	BRAINE L'ALLEUD L C	05/09/1978	Active	6	1	0	1	20.00%	5		0		3	R	P,S,T,M,VP SC	24+		\$2,577.11
105296	BRÜSSEL CHARLEMAGNE	04/21/2009	Active	28	2	0	2	7.69%	26		0			N	S,T,M,VP,SC	5		\$1,084.57
Exc Award (06/30/2023)																		
116022	BRUSSEL GRAAF VAN VLAENDEREN	02/27/2012	Cancelled(8*)	0	0	4	-4	-100.00%	9	14	0	1	None		P,S,T,M,VP SC	N/R	90+ Days	
38815	BRUSSEL HOOFDSTAD	07/15/1980	Active	19	0	0	0	0.00%	19		0			R	P,S,T,M,VP SC	11		\$2,792.87
58621	BRUSSEL MUNT	07/31/1996	Active	35	0	1	-1	-2.78%	36	11	0			N	P,S,T,M,VP SC	N/R		\$4,008.04
105196	BRUSSELS AMIGO	04/20/2009	Active	26	4	4	0	0.00%	26	4	0			R	P,S,T,M,VP SC	N/R		\$1,642.11
31368	BRUSSELS ATOMIUM	11/10/1975	Active	10	0	5	-5	-33.33%	17	28	0				P,S,T,M,VP SC	24+		\$312.15
Exc Award (06/30/2018)																		
51127	BRUSSELS BRUOCSELLA	12/13/1990	Active	10	0	0	0	0.00%	10		0		5	R	P,S,T,M,VP SC	24+		\$108.46
39292	BRUSSELS COOPERATION	01/15/1981	Active	18	2	1	1	5.88%	18	20	0			R	P,S,T,M,SC	24+		\$1,000.00
43523	BRUSSELS HERALDIC	02/14/1984	Cancelled(6*)	0	0	3	-3	-100.00%	13	24	0	1	None		P,S,T,M,VP SC	N/R		
21951	BRUSSELS NATIONS	06/25/1959	Active	8	1	1	0	0.00%	8	2	0			IP	P,S,T,M,VP SC	13		
61544	BRUXELLES AURORE	02/16/1999	Active	22	3	0	3	15.79%	20		0			R	P,S,T,M,VP SC	1		\$2,376.11
47796	BRUXELLES CENTENAIRE	10/13/1987	Active	22	2	5	-3	-12.00%	28	9	0		2	R	P,S,T,VP,SC	24+		\$42.06
50587	BRUXELLES CHANT D'OISEAU	05/21/1990	Active	13	1	0	1	8.33%	12		0				P,S,T,M,VP SC	24+		
53650	BRUXELLES DAUPHIN	09/02/1992	Active	17	2	0	2	13.33%	15		0			R	P,S,T,M,VP SC	N/R		
21950	BRUXELLES FORET DE SOIGNES	05/03/1971	Active	16	0	0	0	0.00%	16		0			N	P,S,T,M,VP SC	N/A		
50718	BRUXELLES IRIS	06/20/1990	Active	15	0	0	0	0.00%	15		0		2	R	P,S,T,M,VP SC	24+		\$698.47
51404	BRUXELLES JARDIN DU ROI	03/07/1991	Active	15	0	1	-1	-6.25%	16	33	0			R	P,S,T,M,VP SC	24+		



# Club Health Assessment for District 112 C through May 2025

Club Number	Club Name	Charter Date	Status	Membership							Reports					Finance	LCIF
				Current Member Count	YTD Members Added	YTD Members Dropped	YTD Net Growth	YTD Net Growth%	Member Count 12 Months Ago	Avg. length of service for dropped members	Months Since Last MMR ***	Yrs. Since Last Officer Report	President Rotation	Vice President Reported ****	Months Since Last Activity Report ***	Account Balance	Donations for current Fiscal Year
			Number of times on status quo within last two years	If below 15 members appears				If net loss is greater than 20% appears			If no report in 3 months appears in	When more than one year appears in	Number of repeat terms	Notes the officers that do not have an active	If no report at 12 months red		
47488	BRUXELLES LONGCHAMP	06/17/1987	Active	10	0	1	-1	-9.09%	11	22	0		3	R	P,S,T,M,VP SC	N/R	
61104	BRUXELLES MILLENAIRE	08/27/1998	Active	25	0	3	-3	-10.71%	28	39	0		2	R	P,S,T,M,VP SC	N/A	
42835	BRUXELLES ROYAL	06/29/1983	Active	11	2	1	1	10.00%	11	19	0				P,S,T,M,VP SC	24+	\$90.00
38678	BRUXELLES SABLON	06/30/1980	Active	14	1	0	1	7.69%	13		0			R	P,S,T,M,VP SC	24+	
38339	BRUXELLES SAINT HUBERT	04/22/1980	Active	28	5	6	-1	-3.45%	29	11	0		2	N	P,S,T,M,VP SC	N/R	
	Exc Award (06/30/2024)																
32547	BRUXELLES VAL DUCHESSE	06/30/1976	Active	22	2	4	-2	-8.33%	24	17	0			R	P,S,T,M,SC	24+	\$313.46
53724	CHAUMONT-GISTOUX	10/05/1992	Active	16	4	1	3	23.08%	13	6	0			R	P,S,T,M,VP SC	N/A	
41545	DUCHE DE BRABANT L C	06/01/1982	Active	11	3	1	2	22.22%	9	1	0		2	R	P,S,T,M,VP SC	14	\$1,567.32
124640	ETTERBEEK-MÉRODE	06/17/2015	Active	9	3	5	-2	-18.18%	11	7	0		9		P,S,T,M,VP SC	N/R	
52396	GENAPPE VAL DE DYLE	01/14/1992	Active	13	1	1	0	0.00%	15	10	0		8	R	P,S,T,M,VP SC	N/R	
21973	GENVAL SIX VALLEES	01/19/1968	Active	19	0	0	0	0.00%	18		0				P,S,T,M,VP SC	24+	
142501	Grez-Doiceau Specialty Club Benefits	08/04/2020	Active(1)	20	9	3	6	42.86%	14	3	0		2	R	P,S,T,M,VP SC	24+	
	Exc Award (06/30/2024)																
53266	HALLE LIBERI	06/11/1992	Active	8	0	10	-10	-55.56%	18	6	0			R	S,T,M,VP	N/R	
58881	IXELLES ALIZES	11/26/1996	Active	13	0	1	-1	-7.14%	14	10	0			R	P,S,T,M,VP SC	N/R	\$2,975.13
105706	JETTE SAINT PIERRE	06/09/2009	Active	5	0	3	-3	-37.50%	8	14	0		2		P,S,M,VP,SC	24+	
42094	JODOIGNE	12/29/1982	Active	33	0	1	-1	-2.94%	34	8	0			N	P,S,T,M,VP SC	24+	\$1,531.10
49053	LA HULPE	11/29/1988	Cancelled(8*)	0	0	9	-9	-100.00%	11	22	7		None		P,S,T,M,VP SC	24+	90+ Days
22012	LASNE	06/22/1973	Active	10	0	3	-3	-23.08%	13	26	0		2	R	P,S,T,M,VP SC	24	\$542.28
22014	LOUVAIN-LA-NEUVE	12/28/1973	Active	12	1	2	-1	-7.69%	13	7	0		2	N	P,S,T,M,VP SC	N/R	\$3,188.78
46325	MONT ST GUIBERT	06/12/1986	Active	31	0	6	-6	-16.22%	37	4	0		2	N	P,S,T,M,VP SC	24+	\$1,084.57
	Exc Award (06/30/2023)																
22010	NIVELLES	05/30/1961	Active	13	1	1	0	0.00%	13	8	0			R	P,S,T,M,VP SC	N/A	
126811	Rixensart Family	02/05/2016	Active	6	0	1	-1	-14.29%	7	1	0			R	P,S,T,M,VP SC	24+	
59057	UCCLE KAUWBERG	01/29/1997	Active	24	0	1	-1	-4.00%	25	19	0			R	P,S,T,M,VP SC	N/R	\$162.05



## Club Health Assessment for District 112 C through May 2025

Club Number	Club Name	Charter Date	Status	Membership							Reports					Finance	LCIF
				Current Member Count	YTD Members Added	YTD Members Dropped	YTD Net Growth	YTD Net Growth%	Member Count 12 Months Ago	Avg. length of service for dropped members	Months Since Last MMR ***	Yrs. Since Last Officer Report	President Rotation	Vice President Reported ****	Months Since Last Activity Report ***	Account Balance	Donations for current Fiscal Year
			Number of times on status quo within last two years	If below 15 members appears				If net loss is greater than 20% appears			If no report in 3 months appears	When more than one year appears in	Number of repeat terms	Notes the officers that do not have an active	If no report in 12 months appears in red		
22034	VILVORDE	03/06/1959	Active	30	2	1	1	3.45%	28	11	0			N	P,S,T,M,VP SC	N/R	
22011	WATERLOO	12/17/1970	Active	14	0	0	0	0.00%	14		0			N	P,S,T,M,VP SC	17	
22037	WAVRE	06/16/1958	Active	26	2	0	2	8.33%	24		0			R	P,S,T,M,VP SC	8	\$2,840.12
65284	WOLUWE CONSTELLATIONS	04/29/2002	Active	11	0	3	-3	-21.43%	9	0	0		2	R	P,S,T,M,VP SC	2	\$1,864.30
120577	WOLUWE LES CERISIERS	10/21/2013	Cancelled(6*)	0	1	12	-11	-100.00%	13	11	2		2		S,VP,SC	12	\$30.00
130229	Woluwe Saint Pierre Quatre Bras	02/23/2017	Active	8	0	1	-1	-11.11%	9	11	0		3		P,S,T,M,VP SC	N/R	
21985	WOLUWE TRADITIONS	03/14/1957	Active	8	0	0	0	0.00%	8		0			N	P,S,T,M,VP SC	24+	\$261.22
22039	ZAVENTEM NATIONAL AIRPORT - ERASMUS	03/19/1964	Active	31	4	3	1	3.33%	30	21	0			R	P,S,T,M,VP SC	8	\$2,346.66

Clubs Cancelled Previous Fiscal Year – Clubs Cancelled within last 12 months may be reinstated

Club Number	Club Name	Charter Date	Current Status*	Cancellation Date
108041	BRUSSELS IMAGINE	04/09/2010	Cancelled(6*)	07/29/2023

Current Total Clubs Count	YTD New Clubs Count	YTD Cancelled Clubs Count	YTD Net Club Gain	Current Total Members Count	YTD Add	YTD Drop	YTD Net Growth	YTD Net Growth %	Member Count 12 Months Ago	Average Member Count Per Club	% of Clubs with less than 20 members	% No MMR in 3 Months	% No Officer Report in 12 Months	% of Clubs with balance 90+ days	Number of Clubs in Status Quo	% Status Quo Clubs in Financial Suspension	Number of Cancelled Clubs	Average Cancelled Club Age	Members Lost Due to Cancellation	% of Clubs Cancelled for Non-Financial Reasons
48	0	4	-4	808	61	112	-51	-5.94%	882	17	67%	0%	0%	0%	0	0%	4	29	28	50%

\* - P - Priority Club. Cancellation Reasons: 1-Objectives/conduct, 2-Non-active club, 5-Non-existing club, 6-Disbanding, 7-Merger, 8-Financial Suspension, 9-District/Multiple District Dues.

\*\* - Abbreviation: P-President, S-Secretary, T-Treasurer, M-Member Chairperson, VP-First Vice President, MC-Communications Chairperson, SC-Service Chairperson

\*\*\* - Abbreviation: N/R - Never reported using the Lions Clubs website, N/A - Not applicable, No password registered for the Lions Clubs website.

\*\*\*\* - Abbreviation: N - New, IP - Immediate Past, R - Repeat.



# Club Health Assessment for District 112 D through May 2025

			Status	Membership							Reports					Finance	LCIF
Club Number	Club Name	Charter Date		Current Member Count	YTD Members Added	YTD Members Dropped	YTD Net Growth	YTD Net Growth%	Member Count 12 Months Ago	Avg. length of service for dropped members	Months Since Last MMR ***	Yrs. Since Last Officer Report	President Rotation	Vice President Reported ****	Months Since Last Activity Report ***	Account Balance	Donations for current Fiscal Year
			Number of times on status quo within last two years	If below 15 members appears				If net loss is greater than 20% appears			If no report in 3 months appears in	When more than one year appears in	Number of repeat terms	Notes the officers that do not have an active	If no report at 12 months red		
Clubs more than two years old																	
31725	ANDENNE	02/26/1976	Active	18	4	2	2	12.50%	16	10	0			R	P,S,T,M,VP SC	N/A	
57095	ANS LEGIA	06/21/1995	Active	8	0	0	0	0.00%	8		0			R	P,S,T,M,VP SC	24+	\$1,015.83
21936	ARLON	02/11/1960	Active	46	2	0	2	4.55%	43		0			R	P,S,T,M,VP SC	12	\$10,304.89
Exc Award (06/30/2024)																	
60446	ARLON COMTESSE ERMESINDE	03/11/1998	Active	15	5	0	5	50.00%	9		0			R	P,S,T,M,VP SC	N/A	
29749	ATHUS LORRAINE	08/08/1974	Active	30	1	1	0	0.00%	30	5	0		2	R	P,S,T,M,VP SC	24+	\$1,211.93
Exc Award (06/30/2023)																	
57425	ATTERT VAL D'ATTERT	10/09/1995	Active	24	0	5	-5	-17.24%	29	10	0		2		P,S,T,M,VP SC	N/R	\$1,084.57
60660	AUBEL	04/15/1998	Active	39	0	0	0	0.00%	37		0			R	P,S,T,VP,SC	N/R	
84844	AUBEL BOCAGES	02/14/2005	Active	20	0	0	0	0.00%	20		0		2	R	P,S,T,M,VP SC	7	\$1,051.59
39816	BARRIERE DE CHAMPLON	04/30/1981	Active	20	1	2	-1	-4.76%	21	3	0			N	P,S,T,M,VP SC	N/R	\$2,103.18
21939	BASTOGNE NUTS CITY LC	06/13/1969	Active	39	0	1	-1	-2.50%	40	38	0		2	R	P,S,T,M,VP SC	N/R	\$2,230.15
21958	BEAURAING LE CASTEL	01/14/1971	Active(2)	9	9	11	-2	-18.18%	0	2	0			R	P,S,T,VP	24+	
21940	BELOEIL	03/03/1966	Active	36	1	1	0	0.00%	36	24	0			R	P,S,T,M,VP SC	N/R	
21941	BINCHE	06/26/1963	Active	32	1	2	-1	-3.03%	33	7	0			R	P,S,T,M,VP SC	24+	\$1,084.57
Exc Award (06/30/2023)																	
75965	BINCHE ALLIANCE	06/30/2003	Active(1)	12	1	0	1	9.09%	11		0		2	R	P,S,T,M,VP SC	6	
65515	BINCHE EUROPE	06/18/2002	Active	15	4	4	0	0.00%	16	19	0			R	P,S,T,M,VP SC	N/R	\$542.28
21955	CHARLEROI & VAL D?HEURE	11/07/1955	Active	23	1	1	0	0.00%	24	37	0			R	P,S,T,M,VP SC	8	\$542.28
55790	CHARLEROI METROPOLE D'EUROPE	06/03/1994	Active	9	2	6	-4	-30.77%	13	11	0				P,S,T,M,VP SC	5	\$1,138.86
50453	CHARLEROI PLURIEL	04/17/1990	Active	19	0	0	0	0.00%	19		0			R	P,S,T,M,VP SC	0	\$601.72
21956	CHARLEROI SEXTANT	06/30/1972	Active	16	0	7	-7	-30.43%	23	17	0			R	P,S,T,M,VP SC	24+	\$19.81
21957	CHARLEROI TRICENTENAIRE	09/23/1965	Active	9	0	2	-2	-18.18%	11	11	0			R	P,S,T,M,VP SC	N/R	\$312.39
53057	CHARLEROI VAUBAN	05/11/1992	Active	13	0	0	0	0.00%	13		0			R	P,S,T,M,VP SC	N/A	





# Club Health Assessment for District 112 D through May 2025

			Status	Membership							Reports					Finance		LCIF
Club Number	Club Name	Charter Date		Current Member Count	YTD Members Added	YTD Members Dropped	YTD Net Growth	YTD Net Growth%	Member Count 12 Months Ago	Avg. length of service for dropped members	Months Since Last MMR ***	Yrs. Since Last Officer Report	President Rotation	Vice President Reported ****	Months Since Last Activity Report ***	Account Balance	Donations for current Fiscal Year	
			Number of times on status quo within last two years	If below 15 members appears				If net loss is greater than 20% appears			If no report in 3 months appears in	When more than one year appears in	Number of repeat terms	Notes the officers that do not have an active	If no report at 12 months red			
38679	CHATELET	06/29/1980	Active	22	0	0	0	0.00%	22		0			R	P,S,T,M,VP SC	24+	\$875.97	
22017	CHIMAY- PHILIPPEVILLE	11/09/1966	Active	10	0	1	-1	-9.09%	17	18	0		2		P,S,T,M,VP SC	24+	\$498.74	
21959	CINEY	02/21/1963	Active	21	1	0	1	5.00%	20		0			R	P,S,T,M,VP SC	N/R	\$1,084.57	
55473	COMINES EUROPE	03/28/1994	Active	20	1	0	1	5.26%	19		0		2		P,S,T,M,VP SC	N/R	\$542.28	
21963	DINANT	03/05/1957	Active	9	0	1	-1	-10.00%	11	36	0		2		P,S,T,M,VP SC	N/R		
21964	ENGHIEN SOIGNIES	05/11/1962	Active	16	0	2	-2	-11.11%	18	13	0			R	P,S,T,M,VP SC	24+		
40660	ERQUELINNES HAUTE SAMBRE	12/02/1981	Active	9	0	0	0	0.00%	9		0		2		P,S,T,M,VP SC	24+		
52485	ESTINNES-QUEVY VOIE ROMAINE LC Exc Award (06/30/2018)	02/04/1992	Active	19	1	1	0	0.00%	19	4	0			R	P,S,T,M,VP SC	N/R	\$1,660.37	
21965	EUPEN	04/14/1962	Active	46	0	0	0	0.00%	46		0			R	P,S,T,M,VP SC	24+	\$4,442.81	
21967	FLEURUS GOSSELIES AEROPOLE	12/20/1960	Active	21	3	0	3	16.67%	18		0		2	R	P,S,T,M,VP SC	1		
124985	Flobecq-Vloesberg-Angelica	05/29/2015	Active	26	0	2	-2	-7.14%	29	10	0			R	P,S,T,M,VP SC	N/R	\$2,661.75	
57096	FLOREFFE	06/21/1995	Active	20	6	0	6	42.86%	14		0			N	S,M,SC	N/R		
21968	FORET D'ANLIER L C	04/10/1973	Active	46	2	1	1	2.22%	45	8	0		2	R	P,S,T,M,VP SC	24+	\$1,084.57	
38680	FRAMERIES EN BORINAGE	06/30/1980	Active	12	0	1	-1	-7.69%	13	1	0				P,S,T,M,VP SC	N/R	\$1,396.96	
122039	Franchimont Terre de Liberte	04/30/2014	Active(1)	27	6	2	4	17.39%	24	7	0			R	P,S,T,M,VP SC	N/A	\$1,084.57	
54936	FRASNES-LEZ-ANVAING Exc Award (06/30/2024)	10/18/1993	Active	41	0	2	-2	-4.65%	43	24	0		2	R	S,T,M,VP,SC	24+	\$12,413.01	
21969	GEDINNE	09/28/1973	Active	14	0	0	0	0.00%	14		0			R	P,S,T,M,VP	0	\$1,069.75	
21970	GEMBOUX Exc Award (06/30/2024)	01/08/1959	Active	26	0	0	0	0.00%	24		0		2	R	P,S,T,M,VP SC	0	\$2,164.55	
39817	GERPINNES SAMBRE ET MEUSE	04/30/1981	Active	13	3	1	2	18.18%	11	3	0		2	R	P,S,T,M,VP SC	N/R		
65507	HABAY PONT D'OYE	06/18/2002	Active	32	1	1	0	0.00%	32	22	0			R	P,S,T,M,VP SC	N/R	\$759.19	
21978	HANNUT Exc Award (06/30/2023)	11/28/1964	Active	23	0	1	-1	-4.17%	25	3	0				P,S,T,M,VP SC	5		



# Club Health Assessment for District 112 D through May 2025

Club Number	Club Name	Charter Date	Status	Membership							Reports					Finance	LCIF
				Current Member Count	YTD Members Added	YTD Members Dropped	YTD Net Growth	YTD Net Growth%	Member Count 12 Months Ago	Avg. length of service for dropped members	Months Since Last MMR ***	Yrs. Since Last Officer Report	President Rotation	Vice President Reported ****	Months Since Last Activity Report ***	Account Balance	Donations for current Fiscal Year
			Number of times on status quo within last two years	If below 15 members appears				If net loss is greater than 20% appears			If no report in 3 months appears	When more than one year appears in	Number of repeat terms	Notes the officers that do not have an active	If no report at 12 months red		
21980	HAUTE ARDENNE	05/09/1963	Active	22	0	0	0	0.00%	21		0		2	R	P,S,T,M,VP SC	N/A	
42206	HAUTE HESBAYE	01/06/1983	Active	23	0	1	-1	-4.17%	24	25	0			R	P,S,T,M,VP SC	N/R	\$1,784.44
21981	HAUTES FAGNES L C	11/30/1971	Active	48	3	3	0	0.00%	49	47	0			R	P,S,T,M,VP SC	N/R	\$1,084.57
21983	HUY	12/22/1955	Active	23	0	1	-1	-4.17%	24	50	0			R	P,S,T,M,VP SC	6	
62443	HUY BEAUFORT	10/26/1999	Active	18	0	0	0	0.00%	18		0		2	R	P,S,T,M,VP SC	N/R	
21984	JAMBES	10/25/1963	Active	21	2	1	1	5.00%	20	15	0			R	P,T,M,VP,SC	19	
21989	LA GAUME L C	01/25/1967	Active	8	0	2	-2	-20.00%	10	6	0			IP	P,S,T,M,VP SC	23	90+ Days
130476	La Louviere - Ecaussinnes Val de Centre	03/27/2017	Active	11	1	0	1	10.00%	9		0		2		P,S,T,M,VP SC	N/R	
138371	La Louvière Coeur de Hainaut	05/29/2019	Active(1)	11	3	1	2	22.22%	10	6	0				P,S,T,M,VP SC	N/R	
21988	LA LOUVIERE HAINAUT CENTRE	01/01/1960	Active	18	0	0	0	0.00%	22		0			R	P,S,T,M,VP SC	N/R	\$1,084.57
54273	LACLAIREAU COMTE DE CHINY	03/26/1993	Active	19	0	2	-2	-9.52%	21	20	0			R	P,S,T,M,VP SC	3	\$557.54
50262	LE ROEULX VILLE PRINCIÈRE	03/07/1990	Active	15	2	1	1	7.14%	13	47	0			N	P,S,T,M,VP	N/R	
21993	LESSINES ATH	01/13/1958	Active	45	1	1	0	0.00%	44	55	0			N	P,S,T,M,VP SC	N/R	\$5,422.85
51128	LIEGE AIRPORT	12/13/1990	Active	37	0	0	0	0.00%	36		0		2	R	P,S,T,M,VP SC	15	
Exc Award (06/30/2023)																	
83043	LIEGE AVENIR	06/30/2004	Active	16	0	0	0	0.00%	17		0		None		P,S,T,M,VP SC	N/R	
21994	LIEGE CITE	11/17/1952	Active	20	0	1	-1	-4.76%	21	47	0				P,S,T,M,VP SC	N/R	
55825	LIEGE ERARD DE LA MARCK	06/15/1994	Active	14	1	3	-2	-12.50%	16	19	0				P,S,T,M,VP SC	N/R	
98862	LIEGE EUREGIO	03/21/2007	Cancelled(6*)	0	0	18	-18	-100.00%	20	21	2			R	S,T,M	N/R	\$831.05
21995	LIEGE HAUTS SARTS	09/20/1971	Active	37	4	0	4	12.12%	33		0		2	R	P,S,T,M,VP SC	N/R	
35399	LIEGE METROPOLE	04/05/1978	Cancelled(6*)	0	0	0	0	0.00%	13		9	1	None		P,S,T,M,VP SC	N/A	
48554	LIEGE PRINCIPAUTE	05/12/1988	Active	15	4	1	3	25.00%	14	44	0				P,S,T,M,VP SC	24+	\$1,069.43
21997	LIEGE SART TILMAN	07/16/1956	Active	32	1	4	-3	-8.57%	35	26	0		2	R	P,S,T,M,VP SC	24+	
Exc Award (06/30/2023)																	



# Club Health Assessment for District 112 D through May 2025

			Status	Membership							Reports					Finance	LCIF	
Club Number	Club Name	Charter Date		Current Member Count	YTD Members Added	YTD Members Dropped	YTD Net Growth	YTD Net Growth%	Member Count 12 Months Ago	Avg. length of service for dropped members	Months Since Last MMR ***	Yrs. Since Last Officer Report	President Rotation	Vice President Reported ****	Months Since Last Activity Report ***	Account Balance	Donations for current Fiscal Year	
			Number of times on status quo within last two years	If below 15 members appears				If net loss is greater than 20% appears			If no report in 3 months appears in	When more than one year appears in	Number of repeat terms		Notes the officers that do not have an active	If no report at 12 months appears in red		
55875	LIEGE VAL MOSAN	06/21/1994	Active	30	16	1	15	100.00%	15	18	0		2	R	P,S,T,M,VP SC	21		
110722	LIMBOURG EN DUCHE	04/04/2011	Active	20	3	3	0	0.00%	20	3	0			N	P,S,T,M,SC	N/R		\$866.38
130583	Marche-En-Famenne	03/31/2017	Active	16	0	3	-3	-15.79%	20	1	0			R	P,S,T,M,VP SC	N/R		\$1,011.71
48619	MODAVE CONDROZ	05/24/1988	Active	23	2	0	2	9.52%	22		0			R	P,S,T,M,VP SC	N/R		\$470.20
97746	MONS BELIAN	01/30/2008	Active	18	0	1	-1	-5.26%	20	17	0		2	R	P,S,T,M,VP SC	1		\$1,406.75
49737	MONS COLFONTAINE	06/30/1989	Active	25	2	0	2	8.70%	23		0			R	P,S,T,M,VP SC	N/R		
97531	MONS HAINAUT	09/12/2007	Active	14	1	0	1	7.69%	14		0		3	R	P,S,M,VP,SC	0		\$469.53
22005	MONS REUNION	10/10/1958	Active	33	2	1	1	3.13%	32	5	0			N	P,S,T,M,VP SC	1		
39818	MONS-HAUTS PAYS L C	04/23/1981	Active(2)	22	2	1	1	4.76%	20	20	0			R	P,S,T,M,VP SC	N/A		\$1,093.35
22006	MOUSCRON	05/09/1958	Active	46	6	1	5	12.20%	41	24	0		2	R	P,S,T,M,VP SC	24+		
50844	MOUSCRON CASTELLERIE	07/12/1990	Active	35	2	0	2	6.06%	33		0			R	P,S,T,M,VP SC	N/R		\$1,134.34
22007	NAMUR	12/05/1952	Active	15	2	0	2	15.38%	13		0				P,S,T,M,VP SC	N/R		
57097	NAMUR VAUBAN	06/21/1995	Active(1)	27	2	4	-2	-6.90%	29	14	0		2	R	P,S,T,M,VP SC	23		\$534.88
22008	NEUFCHATEAU	01/19/1970	Active	14	1	0	1	7.69%	13		0			R	P,S,T,M,VP SC	N/R		
103541	OURTHE SALM	10/09/2008	Active	26	2	0	2	8.33%	24		0			N	P,S,T,M,VP SC	24+		
43777	PECQ LES TEMPLIERS	04/04/1984	Active	27	2	3	-1	-3.57%	28	20	0			R	P,S,T,M,VP SC	N/R		\$522.44
116269	PROFONDEVILLE 7 MEUSES	03/08/2012	Active	48	2	0	2	4.35%	46		0			R	P,S,T,M,VP SC	N/A		\$1,577.38
21966	ROCHEFORT-FAMENNE	10/20/1965	Active	26	1	1	0	0.00%	25	3	0		2	R	P,S,T,M,VP SC	N/R		\$1,619.45
22015	SILLY ARENBERG	02/07/1972	Active	25	2	1	1	4.17%	24	14	0			N	P,S,T,M,VP SC	N/A		
51543	SOIGNIES SALMONSART	04/12/1991	Active	14	0	1	-1	-6.67%	14	5	0			R	P,S,T,M,VP SC	2		\$1,051.58
22025	SPA	01/09/1964	Active	38	4	3	1	2.70%	38	20	0			R	P,S,T,M,VP SC	1		\$2,856.29
Exc Award (06/30/2023)																		
22023	ST VITH	11/22/1972	Active	29	1	1	0	0.00%	29	3	0			R	P,S,T,M,VP SC	N/A		
118503	TOURNAI ATHENA	12/20/2012	Active	23	1	1	0	0.00%	24	6	0			R	P,S,T,M,VP SC	N/R		\$2,325.32
22031	TOURNAI CATHEDRALE	01/11/1960	Active	40	1	0	1	2.56%	39		0			R	P,S,T,M,VP SC	N/R		\$1,253.86



# Club Health Assessment for District 112 D through May 2025

			Status		Membership						Reports					Finance		LCIF		
Club Number	Club Name	Charter Date		Current Member Count	YTD Members Added	YTD Members Dropped	YTD Net Growth	YTD Net Growth%	Member Count 12 Months Ago	Avg. length of service for dropped members	Months Since Last MMR ***	Yrs. Since Last Officer Report	President Rotation	Vice President Reported ****	Months Since Last Activity Report ***	Account Balance	Donations for current Fiscal Year			
			Number of times on status quo within last two years	If below 15 members appears				If net loss is greater than 20% appears			If no report in 3 months appears in	When more than one year appears in	Number of repeat terms		Notes the officers that do not have an active red	If no report at 12 months appears in red				
55943	TOURNAI CHILDERIC	06/30/1994	Active	32	4	0	4	14.29%	28		0			R	P,S,T,M,VP SC	N/R	\$624.77			
48787	TRANSINNE HAUTE LESSE	06/27/1988	Active	29	1	2	-1	-3.33%	30	30	0			N	P,S,T,M,VP SC	24+	\$522.44			
53913	VERLAINE EN HESBAYE	12/21/1992	Active	20	1	2	-1	-4.76%	21	15	0			R	P,S,T,M,VP SC	24+	\$1,044.88			
Exc Award (06/30/2018)																				
22033	VERVIERS	06/02/1955	Active	32	4	0	4	14.29%	28		0		2	R	P,S,T,M,VP SC	N/R	\$540.16			
Exc Award (06/30/2024)																				
47067	WISE MEUSE	03/17/1987	Active	35	2	2	0	0.00%	35	3	0			R	P,S,T,M,VP SC	N/A				
22036	WAREMME	12/22/1960	Active	28	1	3	-2	-6.67%	30	10	0			R	S,T,M,VP,SC	N/R	\$1,084.57			
Exc Award (06/30/2023)																				
Current Total Clubs Count	YTD New Clubs Count	YTD Cancelled Clubs Count	YTD Net Club Gain	Current Total Members Count	YTD Add	YTD Drop	YTD Net Growth	YTD Net Growth %	Member Count 12 Months Ago	Average Member Count Per Club	% of Clubs with less than 20 members	% No MMR in 3 Months	% No Officer Report in 12 Months	% of Clubs with balance 90+ days	Number of Clubs in Status Quo	% Status Quo Clubs in Financial Suspension	Number of Cancelled Clubs	Average Cancelled Club Age	Members Lost Due to Cancellation	% of Clubs Cancelled for Non-Financial Reasons
92	0	2	-2	2,188	148	136	12	0.55%	2,193	24	38%	0%	0%	2%	0	0%	2	32	18	100%

\* - P - Priority Club. Cancellation Reasons: 1-Objectives/conduct, 2-Non-active club, 5-Non-existing club, 6-Disbanding, 7-Merger, 8-Financial Suspension, 9-District/Multiple District Dues.

\*\* - Abbreviation: P-President, S-Secretary, T-Treasurer, M-Member Chairperson, VP-First Vice President, MC-Communications Chairperson, SC-Service Chairperson

\*\*\* - Abbreviation: N/R - Never reported using the Lions Clubs website, N/A - Not applicable, No password registered for the Lions Clubs website.

\*\*\*\* - Abbreviation: N - New, IP - Immediate Past, R - Repeat.



# Club Health Assessment for District 114 W through May 2025

Club Number	Club Name	Charter Date	Status	Membership							Reports					Finance	LCIF
				Current Member Count	YTD Members Added	YTD Members Dropped	YTD Net Growth	YTD Net Growth%	Member Count 12 Months Ago	Avg. length of service for dropped members	Months Since Last MMR ***	Yrs. Since Last Officer Report	President Rotation	Vice President Reported ****	Months Since Last Activity Report ***	Account Balance	Donations for current Fiscal Year
			Number of times on status quo within last two years	If below 15 members appears				If net loss is greater than 20% appears			If no report in 3 months appears in	When more than one year appears in	Number of repeat terms	Notes the officers that do not have an active	If no report at 12 months appears in red		
<b>Clubs more than two years old</b>																	
110587	ALTHOFEN HEMMALAND	03/30/2011	Active(1)	60	2	1	1	1.69%	59	14	0			R	P,S,T,M,VP SC	0	
	Exc Award (06/30/2018, 06/30/2023, 06/30/20)																
38917	ANIF	09/26/1980	Active(1)	30	2	3	-1	-3.23%	31	14	0		2	R	P,S,T,M,VP SC	11	
52604	BAD ST. LEONHARD OBDACH	03/02/1992	Active(1)	41	0	0	0	0.00%	41		0			N	P,S,T,M,VP SC	24+	
46931	BLEIBURG KULTURSTADT	02/04/1987	Active(1)	40	3	1	2	5.26%	36	11	0		2	R	P,S,T,M,VP SC	24+	
47489	BLUDENZ	06/17/1987	Active(1)	31	0	0	0	0.00%	31		0		2	R	P,S,T,M,VP SC	24	
32243	BREGENZ	05/12/1976	Active(1)	46	0	1	-1	-2.13%	47	48	0				P,S,T,M,VP SC	23	
104704	BREGENZERWALD	03/18/2009	Active(1)	26	3	1	2	8.33%	24	16	0			R	P,S,T,M,VP SC	1	
49420	DOBRATSCH	04/18/1989	Active(1)	33	1	1	0	0.00%	33	22	0		2	R	P,S,T,M,VP SC	0	
	Exc Award (06/30/2023)																
116968	DRAUTAL	05/29/2012	Active(1)	24	0	1	-1	-4.00%	25	5	0			R	P,S,T,M,VP SC	7	
22067	FELDKIRCH MONTFORT	07/25/1972	Active(1)	33	0	0	0	0.00%	33		0			R	P,S,T,M,VP SC	24+	
36491	FELDKIRCHEN OSSIACHERSEE	01/31/1979	Active(1)	25	2	0	2	8.70%	23		0			R	P,S,T,M,VP SC	4	
	Exc Award (06/30/2018)																
37966	FRIESACH BURGENSTADT	01/21/1980	Active(1)	43	2	0	2	4.88%	42		0			R	P,S,T,M,VP SC	0	\$50.00
40257	FUSCHLSEE MONDSEE	07/27/1981	Active(1)	29	1	2	-1	-3.33%	30	9	0			R	P,S,T,M,VP SC	1	
	Exc Award (06/30/2023)																
22049	GASTEIN	03/13/1964	Active(1)	42	1	1	0	0.00%	42	61	0			R	P,S,T,M,VP SC	5	
22054	GROßGMAlN	03/14/1970	Active(1)	18	0	1	-1	-5.26%	19	10	0			R	P,S,T,M,VP SC	11	
118448	HALL ARMADA	12/13/2012	Active	19	0	0	0	0.00%	19		0		2	R	P,S,T,M,VP SC	N/A	
42841	HALL IN TIROL	06/10/1983	Active(1)	26	0	0	0	0.00%	26		0			R	P,S,T,M,VP SC	13	
22055	HALLEIN	11/24/1965	Active(1)	48	5	2	3	6.67%	45	49	0			R	P,S,T,M,VP SC	0	
34548	HERMAGOR	10/05/1977	Active(1)	42	2	1	1	2.44%	41	47	0			N	P,S,T,M,VP SC	N/A	
52502	HOHENEMS	02/12/1992	Active(1)	35	2	1	1	2.94%	35	1	0				P,S,T,M,VP SC	0	
22074	HOHENSALZBURG	06/02/1959	Active(1)	72	2	3	-1	-1.37%	74	35	0			R	P,S,T,M,VP SC	24+	



# Club Health Assessment for District 114 W through May 2025

			Status	Membership							Reports					Finance		LCIF
Club Number	Club Name	Charter Date		Current Member Count	YTD Members Added	YTD Members Dropped	YTD Net Growth	YTD Net Growth%	Member Count 12 Months Ago	Avg. length of service for dropped members	Months Since Last MMR ***	Yrs. Since Last Officer Report	President Rotation	Vice President Reported ****	Months Since Last Activity Report ***	Account Balance	Donations for current Fiscal Year	
			Number of times on status quo within last two years	If below 15 members appears			If net loss is greater than 20% appears			If no report in 3 months appears in		When more than one year appears in	Number of repeat terms	Notes the officers that do not have an active		If no report at 12 months red		
Exc Award (06/30/2018, 06/30/2023)																		
22056	INNSBRUCK	05/02/1956	Active(1)	18	0	1	-1	-5.26%	20	19	0		2	R	P,S,T,M,VP SC	N/A		
103239	INNSBRUCK GOLDENES DACHL	06/30/2008	Active(1)	11	0	0	0	0.00%	11		0		2	R	P,S,T,M,VP SC	0		
Exc Award (06/30/2024)																		
46654	INNSBRUCK IGLS	11/26/1986	Active(1)	15	0	1	-1	-6.25%	16	14	0		2	R	P,S,T,M,VP SC	N/R		
124060	Innsbruck Nordkette	01/26/2015	Active(1)	23	0	2	-2	-8.00%	25	7	0		None	N	P,S,T,M,VP SC	1		
102046	INNSBRUCK TRIUMPHFORTE	05/12/2008	Active(1)	18	0	2	-2	-10.00%	20	12	0			R	P,S,T,M,VP SC	2		
55182	INNSBRUCK VICTORIA	01/05/1994	Active(1)	17	2	1	1	6.25%	16	21	0			R	P,S,T,M,VP SC	3		
97612	JENBACH ACHENSEE	08/08/2006	Active(1)	25	1	2	-1	-3.85%	26	17	0			R	P,S,T,M,VP SC	1		
67374	KAPRUN	02/13/2003	Active(1)	35	5	1	4	12.90%	31	15	0		2	N	P,S,T,M,VP SC	12		
22059	KITZBÜHEL	06/20/1958	Active(1)	30	2	2	0	0.00%	30	24	0			R	P,S,T,M,VP SC	0		
22060	KLagenfurt	03/04/1954	Active(1)	44	0	2	-2	-4.35%	45	25	0			R	P,S,T,M,VP SC	24		
65222	KLagenfurt ARTECON	04/03/2002	Active(1)	40	1	0	1	2.56%	40		0			R	P,S,T,M,VP SC	N/A		
35400	KLagenfurt CARINTHIA	04/25/1978	Active(1)	35	0	1	-1	-2.78%	37	35	0		2	R	P,S,T,M,VP SC	3		
64248	KLagenfurt MAGEREGG	05/02/2001	Active(1)	26	0	0	0	0.00%	26		0			R	P,S,T,M,VP SC	5		
62059	KLagenfurt NOREIA	06/08/1999	Active(1)	21	1	1	0	0.00%	18	1	0		2	R	S,T,M,VP,SC	N/R		
110711	KLagenfurt ST GEORG	04/04/2011	Active(1)	16	1	1	0	0.00%	16	9	0			R	P,S,T,M,VP SC	8		
48729	KLOPEINERSEE VÖLKERMARKT	06/20/1988	Active(1)	24	0	1	-1	-4.00%	25	3	0			R	P,S,T,M,VP SC	N/A		
64668	KRAMSACH TIROLER SEENLAND	08/23/2001	Active(1)	32	1	0	1	3.23%	30		0			N	P,S,T,M,VP SC	17		
54071	KUFSTEIN	02/10/1993	Active(1)	46	1	0	1	2.22%	44		0		2	R	P,S,T,M,VP SC	3		
41547	LANDECK SCHROFENSTEIN	06/21/1982	Active(1)	35	1	0	1	2.94%	34		0			R	P,S,T,M,VP SC	N/A		
30284	LAVANTTAL	02/19/1975	Active(1)	28	0	4	-4	-12.50%	32	18	0			R	P,S,T,M,VP SC	N/A		
22061	LIENZ	12/13/1969	Active(1)	40	3	1	2	5.26%	38	41	0			R	P,S,T,M,VP SC	21		
22065	LUNGAU	03/24/1971	Active	43	1	4	-3	-6.52%	46	24	0		2	R	P,S,T,M,VP SC	N/A		



# Club Health Assessment for District 114 W through May 2025

			Status	Membership							Reports					Finance	LCIF
Club Number	Club Name	Charter Date		Current Member Count	YTD Members Added	YTD Members Dropped	YTD Net Growth	YTD Net Growth%	Member Count 12 Months Ago	Avg. length of service for dropped members	Months Since Last MMR ***	Yrs. Since Last Officer Report	President Rotation	Vice President Reported ****	Months Since Last Activity Report ***	Account Balance	Donations for current Fiscal Year
			Number of times on status quo within last two years	If below 15 members appears				If net loss is greater than 20% appears			If no report in 3 months appears in	When more than one year appears in	Number of repeat terms	Notes the officers that do not have an active	If no report at 12 months red		
58962	MAGDALENSBERG "CIRCULUM VIRUNUM"	12/19/1996	Active(1)	32	0	0	0	0.00%	32		0			R	P,S,T,M,VP SC	3	
63711	MARIA WÖRTH	11/01/2000	Active(1)	22	0	0	0	0.00%	22		0		2	R	P,S,T,M,VP SC	24	
29926	MATTSEE TRUMERSEEN	11/11/1974	Active(1)	39	1	1	0	0.00%	39	45	0		2	R	P,S,T,M,VP SC	0	
	Exc Award (06/30/2020)																
56913	MILLSTÄTTERSEE NOCKBERGE	05/16/1995	Active(1)	33	0	0	0	0.00%	34		0			R	P,S,T,M,VP SC	6	
98899	MITTELKÄRNTEN ANIMA CARINTHIAE	03/29/2007	Active(1)	20	2	5	-3	-13.04%	23	16	0			R	P,S,T,M,VP SC	0	
22066	MITTERSILL	03/07/1972	Active(1)	34	3	1	2	6.25%	32	16	0			R	P,S,T,M,VP SC	N/A	
50759	NEUMARKT - STRASSWALCHEN	06/26/1990	Active(1)	25	3	5	-2	-7.41%	27	20	0			N	S,T,M,VP,SC	15	
58046	OBERVELLACH REGION MOLLTAL	03/29/1996	Active(1)	27	2	1	1	3.85%	26	25	0			R	P,S,T,M,VP SC	13	
100507	OLYMPIAREGION SEEFELD	11/20/2007	Active(1)	34	0	3	-3	-8.11%	37	5	0			R	P,S,T,M,VP SC	0	
35402	PONGAU HÖCH	04/04/1978	Active(1)	31	1	2	-1	-3.13%	32	14	0		2	R	P,S,T,M,VP SC	0	
63067	PONGAU MILLENNIUM	04/24/2000	Active(1)	38	4	0	4	11.76%	34		0			R	P,S,T,M,VP SC	N/A	
22069	REUTTE AUSSERFERN TIROL	04/28/1972	Active(1)	63	1	3	-2	-3.08%	64	34	0			R	P,S,T,M,VP SC	0	\$100.00
108613	RHEINTAL amKUMMA	06/15/2010	Active(1)	33	1	2	-1	-2.94%	34	13	0				P,S,T,M,VP	0	
35805	SAALFELDEN	06/20/1978	Active(1)	59	4	0	4	7.27%	55		0			R	P,S,T,M,VP SC	11	
42691	SALINA TENNENGAU	05/27/1983	Active(1)	21	1	2	-1	-4.55%	22	20	0		2	R	P,S,T,M,VP SC	N/A	
31761	SALZACH OBERNDORF LAUFEN	02/27/1976	Active(1)	33	1	3	-2	-5.71%	35	16	0			R	P,S,T,M,VP SC	24+	
22072	SALZBURG	05/08/1956	Active(1)	59	2	3	-1	-1.67%	61	37	0			R	P,S,T,M,VP SC	13	
	Exc Award (06/30/2020, 06/30/2024)																
46326	SALZBURG AIGEN ELSBETHEN	06/11/1986	Active(1)	19	0	0	0	0.00%	19		0			R	P,S,T,M,VP SC	N/A	
62599	SALZBURG AMADEA	12/28/1999	Active(1)	50	0	1	-1	-1.96%	50	15	0			R	P,S,T,M,VP SC	3	\$20.00
22073	SALZBURG HELLBRUNN	06/29/1971	Active(1)	35	0	4	-4	-10.26%	39	39	0			R	P,S,T,M,VP SC	24+	
42207	SALZBURG MIRABELL	01/21/1983	Active(1)	43	2	1	1	2.38%	42	2	0			R	P,S,T,M,VP SC	N/A	





# Club Health Assessment for District 114 W through May 2025

			Status	Membership							Reports					Finance		LCIF
Club Number	Club Name	Charter Date		Current Member Count	YTD Members Added	YTD Members Dropped	YTD Net Growth	YTD Net Growth%	Member Count 12 Months Ago	Avg. length of service for dropped members	Months Since Last MMR ***	Yrs. Since Last Officer Report	President Rotation	Vice President Reported ****	Months Since Last Activity Report ***	Account Balance	Donations for current Fiscal Year	
			Number of times on status quo within last two years	If below 15 members appears				If net loss is greater than 20% appears			If no report in 3 months appears in	When more than one year appears in	Number of repeat terms		Notes the officers that do not have an active	If no report at 12 months red		
110544	SALZBURG PAPAGENI	03/11/2011	Active(1)	26	1	1	0	0.00%	26	14	0			R	P,S,T,M,VP SC	N/A		
130546	Salzburg Paracelsus	03/31/2017	Active(1)	26	1	0	1	4.00%	25		0			R	P,S,T,M,VP SC	N/A		
22075	SCHWAZ TYROL	02/26/1970	Active(1)	49	1	2	-1	-2.00%	50	51	0			R	P,S,T,M,VP SC	24+		
Exc Award (06/30/2023)																		
44070	SEEKIRCHEN WALLERSEE	06/11/1984	Active(1)	39	0	1	-1	-2.50%	40	19	0			R	P,S,T,M,VP SC	0		
46327	SILLIAN INNICHEN	06/11/1986	Active(1)	28	0	1	-1	-3.45%	29	10	0			R	P,S,T,M,VP SC	17		
101243	SILVRETTA VORARLBERG	02/15/2008	Active(1)	33	0	3	-3	-8.33%	36	13	0			R	P,S,T,M,VP SC	17		
22076	SPITTAL	06/10/1959	Active(1)	46	4	2	2	4.55%	44	47	0			N	P,S,T,M,VP SC	1		
22070	ST. JOHANN IM PONGAU	03/13/1958	Active(1)	37	1	0	1	2.78%	37		0			R	P,S,T,M,VP SC	24+		
22071	ST. VEIT AN DER GLAN	04/25/1969	Active(1)	50	5	5	0	0.00%	50	14	0			N	P,S,T,M,VP SC	11		
Exc Award (06/30/2023)																		
50760	STUBAI - WIPPTAL	06/27/1990	Active(1)	19	3	2	1	5.56%	19	18	0		2	R	P,S,T,M,VP SC	0		
146924	Tirol Kaiser Maximilian	06/23/2021	Active(1)	28	2	5	-3	-9.68%	31	4	0		2	R	P,S,T,M,VP SC	5		
Exc Award (06/30/2024)																		
22057	TYROL AMBRAS	11/26/1973	Active(1)	22	0	2	-2	-8.33%	24	6	0		2	R	P,S,T,M,VP SC	1		
105104	VELDEN AM WÖRTHERSEE	04/02/2009	Active(1)	28	1	1	0	0.00%	28	9	0		2	R	P,S,T,M,VP SC	4		
Exc Award (06/30/2024)																		
22081	VILLACH	05/15/1957	Active(1)	53	6	1	5	10.42%	48	2	0		2	R	P,S,T,M,VP SC	12		
22083	VORARLBERG	03/23/1956	Active(1)	65	1	0	1	1.56%	64		0		2	R	P,S,T,M,VP SC	N/A		
55876	VORARLBERG FORTUNA	06/24/1994	Active(1)	12	0	0	0	0.00%	13		0		9	R	P,S,T,M,VP SC	17		
122094	Vorarlberg Rheindelta-Hofsteig	05/07/2014	Active(1)	21	1	1	0	0.00%	22	0	0		2	R	P,S,T,M,VP SC	2		
88504	WALS SIEZENHEIM	06/01/2005	Active(1)	60	4	1	3	5.26%	57	18	0		2	R	P,S,T,M,VP SC	2		
105691	WATTENS	06/05/2009	Active(1)	28	0	0	0	0.00%	40		0			R	P,S,T,M,VP SC	24+		
22080	WEST TYROL	04/07/1961	Active(1)	30	0	2	-2	-6.25%	32	43	0			R	P,S,T,M,VP SC	N/A		\$10.00
22085	WÖRGL TYROL	01/01/1968	Active(1)	39	2	1	1	2.63%	38	54	0		2	R	P,S,T,M,VP SC	0		
32440	WÖRTHERSEE	06/15/1976	Active(1)	32	0	0	0	0.00%	33		0		2	R	P,S,T,M,VP SC	5		



# Club Health Assessment for District 114 W through May 2025

			Status		Membership						Reports					Finance		LCIF		
Club Number	Club Name	Charter Date			Current Member Count	YTD Members Added	YTD Members Dropped	YTD Net Growth	YTD Net Growth%	Member Count 12 Months Ago	Avg. length of service for dropped members	Months Since Last MMR ***	Yrs. Since Last Officer Report	President Rotation	Vice President Reported ****	Months Since Last Activity Report ***	Account Balance	Donations for current Fiscal Year		
			Number of times on status quo within last two years		If below 15 members appears				If net loss is greater than 20% appears			If no report in 3 months appears in	When more than one year appears in	Number of repeat terms	Notes the officers that do not have an active	If no report at 12 months appears in red				
22086	ZELL AM SEE	05/02/1957	Active		51	1	0	1	2.00%	50		0			R	P,S,T,M,VP SC	N/A			
47921	ZILLERTAL	12/01/1987	Active(1)		34	0	0	0	0.00%	32		0			R	P,S,T,M,VP SC	11			
Current Total Clubs Count	YTD New Clubs Count	YTD Cancelled Clubs Count	YTD Net Club Gain	Current Total Members Count	YTD Add	YTD Drop	YTD Net Growth	YTD Net Growth %	Member Count 12 Months Ago	Average Member Count Per Club	% of Clubs with less than 20 members	% No MMR in 3 Months	% No Officer Report in 12 Months	% of Clubs with balance 90+ days	Number of Clubs in Status Quo	% Status Quo Clubs in Financial Suspension	Number of Cancelled Clubs	Average Cancelled Club Age	Members Lost Due to Cancellation	% of Clubs Cancelled for Non-Financial Reasons
88	0	0	0	2,991	110	115	-5	-0.17%	3,009	34	13%	0%	0%	0%	0	0%	0	0	0	0%

\* - P - Priority Club. Cancellation Reasons: 1-Objectives/conduct, 2-Non-active club, 5-Non-existing club, 6-Disbanding, 7-Merger, 8-Financial Suspension, 9-District/Multiple District Dues.

\*\* - Abbreviation: P-President, S-Secretary, T-Treasurer, M-Member Chairperson, VP-First Vice President, MC-Communications Chairperson, SC-Service Chairperson

\*\*\* - Abbreviation: N/R - Never reported using the Lions Clubs website, N/A - Not applicable, No password registered for the Lions Clubs website.

\*\*\*\* - Abbreviation: N - New, IP - Immediate Past, R - Repeat.



# Club Health Assessment for District 114 O through May 2025

			Status	Membership							Reports					Finance	LCIF
Club Number	Club Name	Charter Date		Current Member Count	YTD Members Added	YTD Members Dropped	YTD Net Growth	YTD Net Growth%	Member Count 12 Months Ago	Avg. length of service for dropped members	Months Since Last MMR ***	Yrs. Since Last Officer Report	President Rotation	Vice President Reported ****	Months Since Last Activity Report ***	Account Balance	Donations for current Fiscal Year
			Number of times on status quo within last two years	If below 15 members appears					If net loss is greater than 20% appears		If no report in 3 months appears in	When more than one year appears in	Number of repeat terms	Notes the officers that do not have an active	If no report at 12 months appears in red		
Clubs more than two years old																	
22087	AMSTETTEN	04/24/1968	Active	43	0	0	0	0.00%	43		0		2	R	P,S,T,M,VP SC	N/R	\$839.46
22088	BAD VÖSLAU BADEN	06/26/1965	Active	11	0	0	0	0.00%	11		0			R	P,S,T,M,VP SC	N/R	\$214.74
22089	BADEN HELENENTAL	02/19/1970	Active	50	1	0	1	2.04%	49		0			R	P,S,T,M,VP SC	N/A	\$956.59
65276	BADEN ST. HELENA	04/26/2002	Active	39	2	2	0	0.00%	41	19	0			R	P,S,T,M,VP SC	9	\$761.37
Exc Award (06/30/2023)																	
59673	BIEDERMANNSDORF	06/10/1997	Active(1)	58	29	0	29	100.00%	29		0		2	R	P,S,T,M,VP SC	N/R	\$585.67
50454	BRUCK AN DER LEITHA	04/23/1990	Active	16	0	0	0	0.00%	17		0			R	P,S,T,M,VP SC	N/A	\$312.36
22104	BURG LIECHTENSTEIN	12/16/1971	Active	16	0	1	-1	-5.88%	17	6	0		2	R	P,S,T,M,VP SC	N/R	\$312.36
22091	DEUTSCH WAGRAM	12/27/1972	Active	25	1	1	0	0.00%	23	6	0		3	R	P,S,T,M,VP SC	N/R	\$488.06
61558	EBREICHSORF	02/26/1999	Active	19	4	0	4	26.67%	15		0			R	P,S,T,M,VP SC	N/R	\$292.83
22108	EISENSTADT	06/01/1969	Active	20	1	2	-1	-4.76%	21	7	0			R	P,S,T,M,VP SC	N/R	\$409.97
84547	GÄNSERNDORF	12/17/2004	Active	36	0	0	0	0.00%	36		0		2	R	P,S,T,M,VP SC	N/R	\$741.85
110145	GUNTRAMSDORF THERMENREGION	01/19/2011	Active	22	1	2	-1	-4.35%	23	8	0			R	P,S,T,M,VP SC	N/R	\$429.49
33571	GÜSSING JENNERSDORF	03/22/1977	Active	15	0	4	-4	-21.05%	19	29	0			R	P,S,T,M,VP SC	N/A	\$351.40
46328	HAINBURG	06/24/1986	Active	29	0	0	0	0.00%	28		0		2	R	P,S,T,M,VP SC	N/R	\$546.62
30056	HINTERBRÜHL	12/26/1974	Active	22	0	3	-3	-12.00%	25	16	0			R	P,S,T,M,VP SC	N/R	\$488.06
56499	HOLLABRUNN WEINLAND	02/01/1995	Active	47	4	1	3	6.82%	43	19	0		2	R	P,S,T,M,VP SC	N/R	\$1,903.86
47438	HORN	06/15/1987	Active	42	3	0	3	7.69%	38		0			R	P,S,T,M,VP SC	N/R	\$1,099.75
55702	KIRCHSCHLAG BUCKLIGE WELT	05/16/1994	Active	24	3	0	3	14.29%	21		0			R	P,S,T,M,VP SC	0	\$409.97
32022	KLOSTERNEUBURG BABENBERG	04/12/1976	Active	47	3	2	1	2.17%	46	17	0			R	P,S,T,M,VP SC	19	\$898.02
Exc Award (06/30/2017, 06/30/2018)																	
98805	KLOSTERNEUBURG FUTURA	03/16/2007	Active	18	0	0	0	0.00%	18		0			R	P,S,T,M,VP SC	N/A	\$351.40
22098	KREMS DONAU	01/26/1959	Active	58	5	0	5	9.43%	53		0			R	P,S,T,M,VP SC	17	\$1,034.68
22099	KREUZENSTEIN	06/01/1969	Active	45	0	1	-1	-2.17%	46	28	0			R	P,S,T,M,VP SC	N/A	\$898.02



# Club Health Assessment for District 114 O through May 2025

			Status	Membership							Reports					Finance	LCIF
Club Number	Club Name	Charter Date		Current Member Count	YTD Members Added	YTD Members Dropped	YTD Net Growth	YTD Net Growth%	Member Count 12 Months Ago	Avg. length of service for dropped members	Months Since Last MMR ***	Yrs. Since Last Officer Report	President Rotation	Vice President Reported ****	Months Since Last Activity Report ***	Account Balance	Donations for current Fiscal Year
			Number of times on status quo within last two years	If below 15 members appears				If net loss is greater than 20% appears			If no report in 3 months appears in	When more than one year appears in	Number of repeat terms	Notes the officers that do not have an active	If no report at 12 months red		
22103	MARCHFELD	05/19/1967	Active	31	0	0	0	0.00%	31		0			R	P,S,T,M,VP SC	N/R	\$881.73
36071	MATTERSBURG	09/29/1978	Active	14	0	0	0	0.00%	17		0			R	P,S,T,M,VP SC	N/R	\$273.31
30975	MITTELBURGENLAND	06/23/1975	Active	32	0	0	0	0.00%	32		0			R	P,S,T,M,VP SC	N/R	\$624.71
22105	MÖDLING	12/10/1959	Active(1)	59	31	1	30	103.45%	29	9	0				P,S,T,M,VP SC	5	\$566.15
65281	MOSTVIERTEL	04/26/2002	Active	37	0	0	0	0.00%	37		0			R	P,S,T,M,VP SC	3	\$1,043.36
148328	Neuhofen Wiege Österreichs	09/17/2021	Active	31	0	1	-1	-3.13%	32	3	0			IP	P,S,T,M,VP SC	N/R	\$624.71
22112	NEUNKIRCHEN SCHWARZATAL	11/29/1969	Active	34	0	0	0	0.00%	34		0			R	P,S,T,M,VP SC	N/R	\$958.76
22107	NEUSIEDLERSEE	06/30/1972	Active	48	1	3	-2	-4.00%	50	38	0			R	P,S,T,M,VP SC	N/R	\$976.11
22109	PERCHTOLDSORF	03/23/1971	Active	21	1	1	0	0.00%	21	53	0			R	P,S,T,M,VP SC	N/R	\$409.97
22110	PÖCHLARN MELK	08/14/1973	Active	45	3	0	3	7.14%	42		0		2	R	P,S,T,M,VP SC	N/A	\$819.93
Exc Award (06/30/2023)																	
100516	PURKERSDORF	11/12/2007	Active	37	1	2	-1	-2.63%	37	16	0			R	P,S,T,M,VP SC	N/A	\$722.32
22111	ST. PÖLTEN	06/15/1961	Active	57	0	6	-6	-9.52%	63	40	0			R	P,S,T,M,VP SC	N/R	\$1,190.86
58694	ST. PÖLTEN JAKOB PRANDTAUER	09/12/1996	Active	55	4	0	4	7.84%	51		0		2	N	P,S,T,M,VP SC	2	\$976.11
22113	SÜDBURGENLAND	11/30/1956	Status Quo(2)	81	41	2	39	92.86%	42	52	0			N	P,S,T,M,VP SC	N/A	\$839.46
98450	TULLN	01/31/2007	Active	49	2	0	2	4.26%	47		0			R	P,S,T,M,VP SC	2	\$917.55
Exc Award (06/30/2024)																	
40661	VIENNA COSMOPOLITAN	12/31/1981	Active	1	0	7	-7	-87.50%	8	10	0		2		S,M,VP,SC	N/R	\$156.18
42843	WAIDHOFEN EISENWURZEN	06/30/1983	Active	49	2	2	0	0.00%	49	8	0		2	R	P,S,T,M,VP SC	N/R	\$956.59
43778	WALDVIERTEL	04/24/1984	Active	33	2	0	2	6.45%	31		0			R	P,S,T,M,VP SC	N/A	\$605.19
100055	WEINVIERTEL JUNO	08/22/2007	Active	23	0	2	-2	-8.00%	25	10	0			R	P,S,T,M,VP SC	N/A	\$488.06
63341	WEINVIERTEL NORD	06/22/2000	Active	41	0	0	0	0.00%	42		0			R	P,S,T,M,VP SC	N/R	\$800.41
22120	WIEN (HOST)	02/27/1954	Active	34	1	1	0	0.00%	34	7	0			R	P,S,T,M,VP SC	N/A	\$644.23
Exc Award (06/30/2018)																	
28061	WIEN ALBERTINA	02/22/1974	Active	12	2	2	0	0.00%	12	7	0		2	R	P,S,T,M,VP SC	22	\$195.22




# Club Health Assessment for District 114 O through May 2025

Club Number	Club Name	Charter Date	Status	Membership							Reports					Finance	LCIF
				Current Member Count	YTD Members Added	YTD Members Dropped	YTD Net Growth	YTD Net Growth%	Member Count 12 Months Ago	Avg. length of service for dropped members	Months Since Last MMR ***	Yrs. Since Last Officer Report	President Rotation	Vice President Reported ****	Months Since Last Activity Report ***	Account Balance	Donations for current Fiscal Year
			Number of times on status quo within last two years	If below 15 members appears				If net loss is greater than 20% appears			If no report in 3 months appears in	When more than one year appears in	Number of repeat terms	Notes the officers that do not have an active	If no report at 12 months appears in red		
49574	WIEN AMBASSADOR	06/05/1989	Active	30	2	1	1	3.45%	28	50	0			R	P,S,T,M,VP SC	1	\$566.15
	Exc Award (06/30/2018)																
61928	WIEN ARTE	05/13/1999	Cancelled(6*)	0	0	15	-15	-100.00%	16	17	10	1	None		P,S,T,M,VP SC	N/R	90+ Days
22114	WIEN BELVEDERE	02/19/1968	Active	31	0	1	-1	-3.13%	32	7	0			R	P,S,T,M,VP SC	24+	\$605.19
	Exc Award (06/30/2024)																
124535	Wien Chronos	04/15/2015	Active	20	0	0	0	0.00%	19		0			R	P,S,T,M,VP SC	N/R	\$390.44
	Exc Award (06/30/2024)																
51185	WIEN CITY	01/14/1991	Active	20	0	2	-2	-9.09%	22	8	0			R	P,S,T,M,VP SC	N/R	\$429.49
104430	WIEN CLASSIC	01/15/2009	Cancelled(6*)	0	0	16	-16	-100.00%	17	11	0		None		P,S,T,M,VP SC	N/A	\$292.83
56780	WIEN CONCORDIA-EXCELSIOR	04/07/1995	Active	25	2	4	-2	-7.41%	27	11	0			N	P,S,T,M,VP SC	N/R	\$488.06
59674	WIEN DONAU	06/11/1997	Active	28	3	2	1	3.70%	27	27	0			R	P,S,T,M,VP SC	N/A	\$527.10
22119	WIEN EUROPA	09/20/1961	Active	56	3	5	-2	-3.45%	58	36	0			R	P,S,T,M,VP SC	1	\$1,151.81
64227	WIEN FLORIDUS	04/19/2001	Active	16	0	1	-1	-5.88%	18	2	0			R	P,S,T,M,VP SC	N/R	\$2,363.64
100144	WIEN FOCUS	09/04/2007	Active	26	0	1	-1	-3.70%	28	8	0		2	R	P,S,T,M,VP SC	N/R	\$746.62
	Exc Award (06/30/2024)																
22117	WIEN GLORINETTE	04/25/1972	Active	25	2	0	2	8.70%	23		0			R	P,T,M,VP,SC	0	\$449.01
84556	WIEN HIETZING	01/11/2005	Cancelled(6*)	0	0	17	-17	-100.00%	16	14	10	1	None		P,S,T,M,VP SC	N/R	
62121	WIEN IMPULS	06/17/1999	Active	35	0	0	0	0.00%	34		0		2	R	P,S,T,M,VP SC	3	\$683.28
36338	WIEN JOHANN STRAUß	12/15/1978	Active	12	0	0	0	0.00%	13		0		2	R	P,S,T,M,VP SC	N/R	\$234.27
35806	WIEN KAHLENBERG LAUDON	06/12/1978	Cancelled(6*)	0	0	20	-20	-100.00%	20	31	5		None		P,S,T,M,VP SC	N/R	\$331.88
29148	WIEN MARC AUREL	04/08/1974	Active	47	0	1	-1	-2.08%	48	13	0			R	P,S,T,M,VP SC	5	\$1,137.07
98311	WIEN MOZART	01/18/2007	Active	35	2	2	0	0.00%	38	5	0			R	P,S,T,M,VP SC	5	\$958.76
	Exc Award (06/30/2023)																
22121	WIEN OPERA	12/16/1959	Active	21	0	0	0	0.00%	21		0		2	R	P,S,T,M,VP SC	N/R	\$409.97
57455	WIEN OSTARRICHI	10/24/1995	Active	41	0	2	-2	-4.65%	43	8	0			R	P,S,T,M,VP SC	N/R	\$5,232.55
	Exc Award (06/30/2017, 06/30/2018, 06/30/20																



# Club Health Assessment for District 114 O through May 2025

			Status	Membership							Reports					Finance	LCIF
Club Number	Club Name	Charter Date		Current Member Count	YTD Members Added	YTD Members Dropped	YTD Net Growth	YTD Net Growth%	Member Count 12 Months Ago	Avg. length of service for dropped members	Months Since Last MMR ***	Yrs. Since Last Officer Report	President Rotation	Vice President Reported ****	Months Since Last Activity Report ***	Account Balance	Donations for current Fiscal Year
			Number of times on status quo within last two years	If below 15 members appears				If net loss is greater than 20% appears			If no report in 3 months appears in	When more than one year appears in	Number of repeat terms	Notes the officers that do not have an active	If no report at 12 months appears in red		
36996	WIEN PRINZ EUGEN	04/27/1979	Active	25	0	1	-1	-3.85%	26	46	0			R	P,S,T,M,VP SC	N/R	\$3,208.38
22116	WIEN SCHÖNBRUNN	06/11/1968	Active	21	0	0	0	0.00%	23		0		2	R	P,S,T,M,VP SC	16	\$409.97
78919	WIEN SCHWARZENBERG-HOFBUR	04/30/2004	Active	29	0	4	-4	-12.12%	33	15	0		2	N	P,S,T,M,VP SC	N/A	\$644.23
88525	WIEN ST ROCHUS	05/31/2005	Active	13	0	0	0	0.00%	13		0			R	P,S,T,M,VP SC	24+	\$253.79
	Exc Award (06/30/2024)																
22118	WIEN ST. STEPHAN	10/24/1963	Active	19	1	1	0	0.00%	19	22	0		2	R	P,S,T,M,VP SC	24+	\$351.40
31481	WIEN VINDOBONA	12/30/1975	Active	31	4	1	3	10.71%	27	9	0			R	P,S,T,M,VP SC	N/R	\$546.62
22123	WIENER NEUSTADT	05/02/1957	Active	28	0	1	-1	-3.45%	29	53	0			R	P,S,T,M,VP SC	5	\$585.67
153196	Wiener Neustadt Herzog Leopold	01/10/2023	Active	29	2	1	1	3.57%	29	2	0			R	P,S,T,M,VP SC	0	\$546.62
52231	WIENERWALD	12/04/1991	Active	26	2	0	2	8.33%	24		0			R	P,S,T,M,VP SC	N/R	\$468.53
22124	WIESELBURG	06/16/1972	Active	61	0	1	-1	-1.61%	62	52	0			R	P,S,T,M,VP SC	N/A	\$1,210.38

Clubs Cancelled Previous Fiscal Year – Clubs Cancelled within last 12 months may be reinstated

Club Number	Club Name	Charter Date	Current Status*	Cancellation Date
102211	WIEN SOCIETY	06/11/2008	Cancelled(6*)	04/29/2024

Current Total Clubs Count	YTD New Clubs Count	YTD Cancelled Clubs Count	YTD Net Club Gain	Current Total Members Count	YTD YTD Add Drop	YTD Net Growth	YTD Net Growth %	Member Count 12 Months Ago	Average Member Count Per Club	% of Clubs with less than 20 members	% No MMR in 3 Months	% No Officer Report in 12 Months	% of Clubs with balance 90+ days	Number of Clubs in Status Quo	% Status Quo Clubs in Financial Suspension	Number of Cancelled Clubs	Average Cancelled Club Age	Members Lost Due to Cancellation	% of Clubs Cancelled for Non-Financial Reasons
70	0	4	-4	2,276	171 149	22	0.98%	2,261	33	19%	0%	0%	1%	1	100%	4	31	68	100%

\* - P - Priority Club. Cancellation Reasons: 1-Objectives/conduct, 2-Non-active club, 5-Non-existing club, 6-Disbanding, 7-Merger, 8-Financial Suspension, 9-District/Multiple District Dues.


\*\* - Abbreviation: P-President, S-Secretary, T-Treasurer, M-Member Chairperson, VP-First Vice President, MC-Communications Chairperson, SC-Service Chairperson

\*\*\* - Abbreviation: N/R - Never reported using the Lions Clubs website, N/A - Not applicable, No password registered for the Lions Clubs website.

\*\*\*\* - Abbreviation: N - New, IP - Immediate Past, R - Repeat.



# Club Health Assessment for District 114 M through May 2025

			Status	Membership							Reports					Finance	LCIF	
Club Number	Club Name	Charter Date		Current Member Count	YTD Members Added	YTD Members Dropped	YTD Net Growth	YTD Net Growth%	Member Count 12 Months Ago	Avg. length of service for dropped members	Months Since Last MMR ***	Yrs. Since Last Officer Report	President Rotation	Vice President Reported ****	Months Since Last Activity Report ***	Account Balance	Donations for current Fiscal Year	
			Number of times on status quo within last two years	If below 15 members appears						If net loss is greater than 20% appears			If no report in 3 months appears in	When more than one year appears in	Number of repeat terms	Notes the officers that do not have an active	If no report at 12 months appears in red	
Clubs less than two years old																		
171690	Wels Puchberg	05/29/2024	Active	24	6	3	3	14.29%	21	1	0		2	R	P,S,T,M,VP SC	1	\$549.80	
Clubs more than two years old																		
41204	AICHFELD MURBODEN	04/30/1982	Active	32	0	3	-3	-8.57%	35	35	0			R	P,S,T,M,VP SC	1	\$874.68	
122044	Almtal	05/21/2014	Active	19	1	3	-2	-9.52%	21	8	0		2	R	P,S,T,M,VP SC	N/R	\$499.82	
41205	AUSSEERLAND	04/30/1982	Active	44	0	0	0	0.00%	44		0		2	R	P,S,T,M,VP SC	0	\$1,124.59	
22048	BAD HALL	02/07/1972	Active	41	0	0	0	0.00%	41		0			R	P,S,T,M,VP SC	1	\$1,024.62	
22050	BAD ISCHL	05/24/1960	Active	42	0	1	-1	-2.33%	43	22	0			R	P,S,T,M,VP SC	24+	\$1,099.60	
58116	BAD LEONFELDEN	04/19/1996	Active	36	3	0	3	9.09%	34		0				P,S,T,M,VP SC	4	90+ Days \$849.69	
38481	BAD RADKERSBURG - MURECK	05/14/1980	Active	38	1	0	1	2.70%	37		0			R	P,S,T,M,VP SC	7	90+ Days \$924.66	
41546	BRAUNAU	06/28/1982	Active	47	1	0	1	2.17%	46		0			R	P,S,T,M,VP SC	1	90+ Days \$1,149.58	
22090	BRUCK AN DER MUR	03/27/1957	Active	46	0	6	-6	-11.54%	52	17	0			R	P,S,T,M,VP SC	1	\$1,199.56	
Exc Award (06/30/2017, 06/30/2022, 06/30/2023)																		
120827	Dachstein Welterbe	12/06/2013	Active	34	0	2	-2	-5.56%	35	8	0			R	P,S,T,M,VP SC	24+	\$924.66	
Exc Award (06/30/2017, 06/30/2023)																		
37440	DEUTSCHLANDSBERG	07/03/1979	Active	28	1	2	-1	-3.45%	29	5	0			R	P,S,T,M,VP SC	1	\$674.75	
109778	EFERDING	12/06/2010	Active	29	1	1	0	0.00%	28	14	0		2	R	P,S,T,M,VP SC	1	\$724.73	
Exc Award (06/30/2024)																		
22051	ENNS ST. VALENTIN	08/14/1972	Active	24	1	10	-9	-27.27%	34	23	0			N	P,S,T,M,VP SC	0	\$824.70	
22092	FELDBACH	03/18/1969	Active	53	2	1	1	1.92%	52	56	0			R	P,S,T,M,VP SC	1	\$1,299.52	
39199	FREISTADT	12/24/1980	Active	47	2	0	2	4.44%	45		0			R	P,S,T,M,VP SC	2	\$1,124.59	
110342	FROHNLEITEN	03/17/2011	Active	24	1	0	1	4.35%	23		0			R	P,S,T,M,VP SC	0	90+ Days \$574.79	
22093	FÜRSTENFELD	05/19/1957	Active	51	0	1	-1	-1.92%	52	7	0			R	P,S,T,M,VP SC	0	\$1,299.52	
Exc Award (06/30/2014, 06/30/2017, 06/30/2020)																		
105779	GALLNEUKIRCHEN	06/29/2009	Active	41	1	1	0	0.00%	41	4	0			R	P,S,T,M,VP SC	0	\$1,024.62	
41548	GLEISDORF	06/28/1982	Active	43	1	1	0	0.00%	43	43	0			R	P,S,T,M,VP SC	N/A	90+ Days \$1,074.60	





# Club Health Assessment for District 114 M through May 2025

			Status	Membership							Reports					Finance		LCIF
Club Number	Club Name	Charter Date		Current Member Count	YTD Members Added	YTD Members Dropped	YTD Net Growth	YTD Net Growth%	Member Count 12 Months Ago	Avg. length of service for dropped members	Months Since Last MMR ***	Yrs. Since Last Officer Report	President Rotation	Vice President Reported ****	Months Since Last Activity Report ***	Account Balance	Donations for current Fiscal Year	
			Number of times on status quo within last two years	If below 15 members appears	If net loss is greater than 20% appears					If no report in 3 months appears in		When more than one year appears in	Number of repeat terms	Notes the officers that do not have an active	If no report at 12 months appears in red			
Exc Award (06/30/2017)																		
22052	GMUNDEN	12/29/1958	Active	54	8	3	5	10.20%	49	32	0		2	R	P,S,T,M,VP SC	24+	90+ Days	\$1,249.54
22094	GRAZ	12/06/1952	Active	47	0	1	-1	-2.08%	46	33	0		2	R	P,S,T,M,VP SC	17		\$1,199.56
142853	Graz Agathos	09/09/2020	Active	29	2	1	1	3.57%	28	5	0			R	P,S,T,M,VP SC	0		\$749.27
49327	GRAZ ERZHERZOG JOHANN	03/21/1989	Active	42	3	1	2	5.00%	40	33	0			R	P,S,T,M,VP SC	N/A	90+ Days	\$1,024.62
Exc Award (06/30/2018)																		
59854	GRAZ FORUM	06/30/1997	Active	29	0	5	-5	-14.71%	35	27	0			R	P,S,T,M,VP SC	1		\$724.73
22095	GRAZ JOANNEUM	05/14/1970	Active(1)	25	17	4	13	108.33%	13	36	0		2	R	P,S,T,M,VP SC	18		\$449.83
53459	GRAZ PANTHERA	06/29/1992	Active	21	0	1	-1	-4.55%	22	7	0			R	P,S,T,M,VP SC	0		\$524.81
Exc Award (06/30/2018)																		
108854	GRAZ SCHLOSSBERG	06/30/2010	Active	29	1	1	0	0.00%	29	12	0			R	P,S,T,M,VP SC	13		\$724.73
22096	GRAZ STYRIA	06/16/1970	Active	25	1	0	1	4.17%	23		0			R	P,S,T,M,VP SC	4		\$574.79
40319	HARTBERG	08/31/1981	Active	40	0	1	-1	-2.44%	41	43	0			R	P,S,T,M,VP SC	3		\$1,049.61
22053	HAUSRUCK	03/18/1959	Active	39	0	1	-1	-2.50%	40	33	0			R	P,S,T,M,VP SC	11		\$1,024.62
22097	JUDENBURG - KNITTELFELD	02/04/1957	Active	25	1	5	-4	-13.79%	29	22	0			N	S,M	N/A	90+ Days	\$699.74
22058	KIRCHDORF A. D. KREMS	01/15/1974	Active	33	0	2	-2	-5.71%	35	13	0		2	R	P,S,T,M,VP SC	11		\$849.69
Exc Award (06/30/2023)																		
106939	KIRCHDORF AMBRA	12/03/2009	Active	40	2	4	-2	-4.76%	42	12	0			R	P,S,T,M,VP SC	0		\$1,049.61
57937	KREMSMÜNSTER	03/04/1996	Active	36	1	1	0	0.00%	36	29	0			R	P,S,T,M,VP SC	0	90+ Days	\$899.67
100214	LAAKIRCHEN	09/17/2007	Active	35	2	2	0	0.00%	35	12	0			R	P,S,T,M,VP SC	1		\$874.68
22100	LEIBNITZ	03/06/1958	Active	48	4	3	1	2.13%	47	45	0			R	P,S,T,M,VP SC	0		\$1,134.59
22101	LEOBEN	12/21/1956	Active	40	1	1	0	0.00%	40	34	0		2	R	P,S,T,M,VP SC	5		\$999.63
115877	LEOBEN GÖSS	01/17/2012	Active	35	0	1	-1	-2.78%	36	8	0			R	P,S,T,M,VP SC	2		\$899.67
127270	Lichtenberg GIS	04/15/2016	Active	28	0	2	-2	-6.67%	31	9	0			R	P,S,T,M,VP SC	4		\$724.73
22102	LIEZEN	06/13/1969	Active	44	0	2	-2	-4.35%	46	16	0			R	P,S,T,M,VP SC	5		\$1,099.60
Exc Award (06/30/2017)																		



# Club Health Assessment for District 114 M through May 2025

			Status	Membership							Reports					Finance	LCIF
Club Number	Club Name	Charter Date		Current Member Count	YTD Members Added	YTD Members Dropped	YTD Net Growth	YTD Net Growth%	Member Count 12 Months Ago	Avg. length of service for dropped members	Months Since Last MMR ***	Yrs. Since Last Officer Report	President Rotation	Vice President Reported ****	Months Since Last Activity Report ***	Account Balance	Donations for current Fiscal Year
			Number of times on status quo within last two years	If below 15 members appears				If net loss is greater than 20% appears			If no report in 3 months appears in	When more than one year appears in	Number of repeat terms	Notes the officers that do not have an active	If no report at 12 months red		
64965	LIEZEN ANASIA	02/02/2002	Active	37	2	1	1	2.78%	36	22	0			IP	P,S,T,M,VP SC	0	\$874.68
22062	LINZ	04/20/1956	Active	48	1	1	0	0.00%	48	56	0			R	P,S,T,M,VP SC	N/R	\$1,199.56
62931	LINZ 2000	03/20/2000	Active	35	1	0	1	2.94%	34		0			R	P,S,T,M,VP SC	N/R	\$849.69
131196	Linz Aliter	06/14/2017	Active	27	0	1	-1	-3.57%	28	5	0			R	P,S,T,M,VP SC	N/A	\$699.74
Exc Award (06/30/2018)																	
127342	Linz Biophilia	04/25/2016	Active	43	3	3	0	0.00%	43	7	0			R	P,S,T,M,VP SC	0	\$999.63
44562	LINZ CITY	01/31/1985	Active	50	0	3	-3	-5.66%	52	27	0		None	N	P,S,T,M,VP SC	2	\$1,299.52
22063	LINZ DANUBIUS	04/01/1971	Active	36	1	5	-4	-10.00%	40	41	0			R	P,S,T,M,VP SC	0	\$974.64
Exc Award (06/30/2017, 06/30/2019)																	
35401	LINZ DELTA	04/18/1978	Active	31	0	2	-2	-6.06%	33	8	0			R	P,S,T,M,VP SC	24+	\$799.71
Exc Award (06/30/2017)																	
49005	LINZ JOHANNES KEPLER	11/01/1988	Active	39	2	1	1	2.63%	38	21	0			R	P,S,T,M,VP SC	24	\$949.65
49702	LINZ KUERNBERG	06/28/1989	Active	21	1	3	-2	-8.70%	23	16	0			R	P,S,T,M,VP SC	N/R	\$549.80
82378	LINZ LAND ATHENA	05/05/2004	Active	20	1	1	0	0.00%	20	15	0			R	P,S,T,M,VP SC	N/A	\$499.82
37173	LINZ MITTE	05/31/1979	Active	30	0	0	0	0.00%	30		0			R	P,S,T,M,VP SC	17	\$749.72
22064	LINZ NIBELUNGEN	12/01/1965	Active	39	1	2	-1	-2.50%	40	26	0		2	R	P,S,T,M,VP SC	N/R	\$999.63
50805	LINZ PRIMAVERA	06/30/1990	Active	38	0	0	0	0.00%	38		0			R	P,S,T,M,VP SC	6	\$949.65
42842	MARCHTRENK WELSER HEIDE	06/29/1983	Active	25	2	2	0	0.00%	26	5	0			R	P,S,T,M,VP SC	0	\$599.78
41549	MARIAZELLERLAND	06/01/1982	Active	26	0	1	-1	-3.70%	27	32	0				P,S,T,M,VP SC	7	\$674.75
63395	MATTIGTAL	06/26/2000	Active	31	1	1	0	0.00%	31	6	0			R	P,S,T,M,VP SC	3	\$774.72
Exc Award (06/30/2018)																	
22106	MURAU	06/29/1973	Active	44	0	1	-1	-2.22%	45	11	0		2	R	P,S,T,M,VP SC	N/R	\$1,099.60
50588	MÜRZTAL	05/23/1990	Active	34	0	0	0	0.00%	34		0			R	P,S,T,M,VP SC	11	\$874.68
37743	NEUHOFEN KREMSTAL	11/30/1979	Active	34	0	2	-2	-5.56%	36	23	0			R	P,S,T,M,VP SC	5	\$849.69
Exc Award (06/30/2023, 06/30/2024)																	
121869	Ottensheim Pesenbachthal	04/17/2014	Active	23	0	2	-2	-8.00%	25	8	0			R	P,S,T,M,VP SC	N/A	\$599.78



# Club Health Assessment for District 114 M through May 2025

			Status	Membership							Reports					Finance		LCIF
Club Number	Club Name	Charter Date		Current Member Count	YTD Members Added	YTD Members Dropped	YTD Net Growth	YTD Net Growth%	Member Count 12 Months Ago	Avg. length of service for dropped members	Months Since Last MMR ***	Yrs. Since Last Officer Report	President Rotation	Vice President Reported ****	Months Since Last Activity Report ***	Account Balance	Donations for current Fiscal Year	
			Number of times on status quo within last two years	If below 15 members appears					If net loss is greater than 20% appears		If no report in 3 months appears in	When more than one year appears in	Number of repeat terms		Notes the officers that do not have an active	If no report at 12 months appears in red		
140892	Pasching	02/11/2020	Active	29	2	2	0	0.00%	29	5	0			R	P,S,T,M,VP SC	24+	\$724.73	
22068	PERG	05/22/1970	Active	41	3	1	2	5.13%	38	15	0			R	P,S,T,M,VP SC	2	90+ Days	
Exc Award (06/30/2024)																		
135351	Perg Leandra	01/25/2019	Active	31	3	0	3	10.71%	28		0			R	P,S,T,M,VP SC	7	90+ Days	
55095	PERG MACHLAND	12/06/1993	Active	50	2	1	1	2.04%	49	31	0			R	P,S,T,M,VP SC	4	\$2,124.22	
57459	PEUERBACH	10/30/1995	Active	36	1	0	1	2.86%	34		0		2	R	P,S,T,M,VP SC	N/A	\$899.67	
112155	PREGARTEN AISTTAL	09/06/2011	Active	36	2	1	1	2.86%	34	13	0			R	P,S,T,M,VP SC	0	\$874.68	
39727	RIED IM INNKREIS	04/07/1981	Active	59	5	1	4	7.27%	55	23	0		2	R	P,S,T,M,VP SC	N/A	\$1,374.49	
57819	ROHRBACH BÖHMERWALD	02/01/1996	Active	36	3	0	3	9.09%	33		0		2	R	P,S,T,M,VP SC	0	90+ Days	
Exc Award (06/30/2023)																		
30019	SCHÄRDING PRAMTAL	12/09/1974	Active	45	1	1	0	0.00%	45	50	0			R	P,S,T,M,VP SC	7	\$1,124.59	
37744	SCHLADMING	11/30/1979	Active	40	1	1	0	0.00%	40	4	0			R	P,S,T,M,VP SC	0	\$999.63	
45423	SCHWANENSTADT	10/31/1985	Active	40	0	1	-1	-2.44%	41	34	0			R	P,S,T,M,VP SC	N/R	\$999.63	
45163	SIERNING	06/13/1985	Active	41	1	0	1	2.50%	40		0		2	R	P,S,T,M,VP SC	0	90+ Days	
22077	STEYR	12/13/1958	Active	32	0	0	0	0.00%	32		0		2	R	P,S,T,M,VP SC	20	\$799.71	
22078	STEYR INNERBERG	05/20/1970	Active	32	1	3	-2	-5.88%	34	43	0			R	P,S,T,M,VP SC	N/A	\$874.68	
49772	STEYR OMNIA	07/14/1989	Active	24	1	0	1	4.35%	23		0		2	R	P,S,T,M,VP SC	0	\$574.79	
34775	STEYR ST. ULRICH	12/12/1977	Active	31	0	2	-2	-6.06%	33	10	0			N	P,S,T,M,VP SC	0	\$824.70	
82603	STEYRTAL	06/14/2004	Active	32	3	0	3	10.34%	30		0			R	P,S,T,M,VP SC	1	\$724.73	
109265	THERMENLAND	09/21/2010	Active	39	0	1	-1	-2.50%	40	14	0			R	P,S,T,M,VP SC	2	\$1,049.61	
Exc Award (06/30/2016, 06/30/2022)																		
67457	TRAUN	03/25/2003	Active	35	1	3	-2	-5.41%	37	9	0		2	R	P,S,T,M,VP SC	4	\$924.66	
Exc Award (06/30/2023)																		
108551	TRAUNSEE ALLEGRA	06/07/2010	Active	33	3	1	2	6.45%	31	8	0			R	P,S,T,M,VP SC	0	90+ Days	
119640	Veste Riegersburg	06/13/2013	Active	31	0	0	0	0.00%	30		0			R	P,S,T,M,VP SC	N/A	\$749.72	
22082	VÖCKLABRUCK	01/25/1959	Active	44	2	1	1	2.33%	43	25	0				P,S,T,M,VP SC	8	\$1,074.60	



# Club Health Assessment for District 114 M through May 2025

Club Number	Club Name	Charter Date	Status	Membership							Reports					Finance	LCIF
				Current Member Count	YTD Members Added	YTD Members Dropped	YTD Net Growth	YTD Net Growth%	Member Count 12 Months Ago	Avg. length of service for dropped members	Months Since Last MMR ***	Yrs. Since Last Officer Report	President Rotation	Vice President Reported ****	Months Since Last Activity Report ***	Account Balance	Donations for current Fiscal Year
			Number of times on status quo within last two years	If below 15 members appears				If net loss is greater than 20% appears			If no report in 3 months appears	When more than one year appears in	Number of repeat terms	Notes the officers that do not have an active	If no report at 12 months appears in red		
39200	WEIZ	12/24/1980	Active	38	1	1	0	0.00%	38	12	0			R	P,S,T,M,VP SC	15	\$974.64
22084	WELS	06/03/1957	Active	37	0	2	-2	-5.13%	39	30	0			R	P,S,T,M,VP SC	24+	\$949.65
46748	WELS LAND TRAUNAU	12/11/1986	Active	43	4	0	4	10.26%	39		0			R	P,S,T,M,VP SC	N/A	\$1,549.61
78084	WELS LEONESSA	01/09/2004	Active	25	4	0	4	19.05%	21		0			R	P,S,T,M,VP SC	N/A	\$599.78
28060	WELS POLLHEIM	02/11/1974	Active	38	1	3	-2	-5.00%	40	27	0			R	P,S,T,M,VP SC	24+	\$1,524.66
121429	Wels Thalheim	03/25/2014	Active	49	2	1	1	2.08%	48	11	0			R	P,S,T,M,VP SC	0	\$1,149.58
29390	WEYER	05/23/1974	Active	30	1	1	0	0.00%	30	10	0			R	P,S,T,M,VP SC	0	\$749.72
55163	WILHERING DONAUTAL	12/29/1993	Active	33	0	0	0	0.00%	33		0			R	P,S,T,M,VP SC	2	\$824.70
58124	WINDISCHGARSTEN PYHRN PRIEL	04/19/1996	Active	30	2	2	0	0.00%	30	34	0			R	P,S,T,M,VP SC	3	\$724.73

Clubs Cancelled Previous Fiscal Year – Clubs Cancelled within last 12 months may be reinstated

Club Number	Club Name	Charter Date	Current Status*	Cancellation Date
66415	PUCHENAU URFAHR WEST	06/28/2002	Cancelled(6*)	01/29/2024

Current Total Clubs Count	YTD New Clubs Count	YTD Cancelled Clubs Count	YTD Net Club Gain	Current Total Members Count	YTD Add	YTD Drop	YTD Net Growth	YTD Net Growth %	Member Count 12 Months Ago	Average Member Count Per Club	% of Clubs with less than 20 members	% No MMR in 3 Months	% No Officer Report in 12 Months	% of Clubs with balance 90+ days	Number of Clubs in Status Quo	% Status Quo Clubs in Financial Suspension	Number of Cancelled Clubs	Average Cancelled Club Age	Members Lost Due to Cancellation	% of Clubs Cancelled for Non-Financial Reasons
93	0	0	0	3,338	131	139	-8	-0.24%	3,343	36	1%	0%	0%	20%	0	0%	0	0	0	0%

\* - P - Priority Club. Cancellation Reasons: 1-Objectives/conduct, 2-Non-active club, 5-Non-existing club, 6-Disbanding, 7-Merger, 8-Financial Suspension, 9-District/Multiple District Dues.


\*\* - Abbreviation: P-President, S-Secretary, T-Treasurer, M-Member Chairperson, VP-First Vice President, MC-Communications Chairperson, SC-Service Chairperson

\*\*\* - Abbreviation: N/R - Never reported using the Lions Clubs website, N/A - Not applicable, No password registered for the Lions Clubs website.

\*\*\*\* - Abbreviation: N - New, IP - Immediate Past, R - Repeat.




# Club Health Assessment for District 115CN through May 2025

			Status	Membership							Reports					Finance	LCIF
Club Number	Club Name	Charter Date		Current Member Count	YTD Members Added	YTD Members Dropped	YTD Net Growth	YTD Net Growth%	Member Count 12 Months Ago	Avg. length of service for dropped members	Months Since Last MMR ***	Yrs. Since Last Officer Report	President Rotation	Vice President Reported ****	Months Since Last Activity Report ***	Account Balance	Donations for current Fiscal Year
			Number of times on status quo within last two years	If below 15 members appears				If net loss is greater than 20% appears			If no report in 3 months appears in	When more than one year appears in	Number of repeat terms	Notes the officers that do not have an active	If no report at 12 months appears in red		
Clubs more than two years old																	
35613	AGUEDA	05/23/1978	Active	45	0	0	0	0.00%	46		3			N	M,SC	3	\$250.00
Exc Award (06/30/2016, 06/30/2018, 06/30/20																	
49455	AROUCA	04/27/1989	Active	26	5	0	5	23.81%	21		2				M,VP,SC	6	
Exc Award (06/30/2016, 06/30/2018, 06/30/20																	
48788	AVEIRO DE SANTA JOANA PRINCESA	06/27/1988	Active	32	0	2	-2	-5.88%	35	3	0		2	R	SC	6	\$449.86
Exc Award (06/30/2016, 06/30/2017, 06/30/20																	
22128	BAIRRADA L C	12/23/1969	Active	19	0	0	0	0.00%	20		7		3		VP,SC	23	\$200.00
Exc Award (06/30/2022)																	
37366	BARCELOS	06/27/1979	Active	55	7	0	7	14.58%	48		2			N	M,SC	5	\$380.00
Exc Award (06/30/2017, 06/30/2018, 06/30/20																	
30057	BRAGA	12/19/1974	Active(3)	110	13	4	9	8.91%	102	8	0			N	M,SC	6	\$1,084.57
Exc Award (06/30/2016, 06/30/2017, 06/30/20																	
46249	BRAGANCA	05/28/1986	Active	30	0	1	-1	-3.23%	34	37	4				M,VP,SC	4	
Exc Award (06/30/2018, 06/30/2023)																	
22131	COVILHA	05/17/1971	Status Quo(2)	23	5	2	3	15.00%	21	6	4				M,VP,SC	16	90+ Days
Exc Award (06/30/2016, 06/30/2017, 06/30/20																	
34318	ESPINHO	07/25/1977	Active	23	5	2	3	15.00%	20	8	0		2		M,VP,SC	4	\$20.00
47490	ESPOSENDE	06/17/1987	Active	38	5	0	5	15.15%	33		0				M,VP,SC	11	
Exc Award (06/30/2018, 06/30/2019, 06/30/20																	
36917	FAFE	04/04/1979	Active(1)	30	0	1	-1	-3.23%	31	24	0				M,VP,SC	23	
Exc Award (06/30/2018, 06/30/2019, 06/30/20																	
22134	GUIMARAES	12/13/1969	Active	54	0	1	-1	-1.82%	55	10	0			N	M,SC	0	
Exc Award (06/30/2017, 06/30/2018, 06/30/20																	
104111	ILHAVO	01/07/2009	Active	23	3	3	0	0.00%	23	11	0			R	SC	0	
Exc Award (06/30/2016, 06/30/2017, 06/30/20																	
22137	MAIA L C	08/13/1972	Active	55	0	2	-2	-3.51%	56	18	7			N	M,SC	4	\$1,220.00
Exc Award (06/30/2018, 06/30/2019, 06/30/20																	
22138	MATOSINHOS	11/19/1966	Active	22	0	0	0	0.00%	22		14				M,VP,SC	24+	



# Club Health Assessment for District 115CN through May 2025

			Status	Membership							Reports					Finance		LCIF
Club Number	Club Name	Charter Date		Current Member Count	YTD Members Added	YTD Members Dropped	YTD Net Growth	YTD Net Growth%	Member Count 12 Months Ago	Avg. length of service for dropped members	Months Since Last MMR ***	Yrs. Since Last Officer Report	President Rotation	Vice President Reported ****	Months Since Last Activity Report ***	Account Balance	Donations for current Fiscal Year	
			Number of times on status quo within last two years	If below 15 members appears				If net loss is greater than 20% appears			If no report in 3 months appears in	When more than one year appears in	Number of repeat terms	Notes the officers that do not have an active	If no report at 12 months appears in red			
Exc Award (06/30/2022)			Status Quo(1)	23	0	1	-1	-4.17%	25	7	4		None	P,S,T,M,VP SC	1	90+ Days		
124063	Matosinhos Lusofonia	02/11/2015																
Exc Award (06/30/2016, 06/30/2018, 06/30/2021)			Active(1)	31	3	1	2	6.90%	29	5	3			M,VP,SC	7		\$50.00	
134384	Mirandela	05/11/2018																
Exc Award (06/30/2021, 06/30/2022, 06/30/2023)			Active(1)	13	0	0	0	0.00%	13		29	1	None	P,S,T,M,VP SC	24+	90+ Days		
42208	OLIVEIRA DE AZEMEIS	01/25/1983																
Exc Award (06/30/2018, 06/30/2021)			Status Quo(1)	14	0	1	-1	-6.67%	15	8	4		7	M,VP,SC	20	90+ Days		
38685	PACOS DE FERREIRA	06/12/1980																
Exc Award (06/30/2016, 06/30/2018)			Active(1)	22	5	6	-1	-4.35%	23	18	0			M,VP,SC	2			
46858	PONTE DE LIMA	01/16/1987																
Exc Award (06/30/2016, 06/30/2018, 06/30/2021)			Active(2)	31	0	0	0	0.00%	33		5		N	M,SC	0	90+ Days		
46072	PORTO BOAVISTA	04/18/1986																
Exc Award (06/30/2016, 06/30/2018, 06/30/2021)			Active	112	0	6	-6	-5.08%	112	23	0			N	0		\$294.08	
34317	POVOA DE VARZIM	07/25/1977																
Exc Award (06/30/2016, 06/30/2018, 06/30/2021)			Active	22	0	0	0	0.00%	17		1		R	M,SC	4		\$50.00	
43032	S JOAO DA MADEIRA	09/29/1983																
Exc Award (06/30/2016, 06/30/2017, 06/30/2021)			Active	16	0	0	0	0.00%	16		14		5	M,VP,SC	24+			
38342	SANTA MARIA DA FEIRA	04/08/1980																
Exc Award (06/30/2018)			Active	29	0	0	0	0.00%	29		11		2	S,T,M,VP,SC	10		\$1,041.00	
37081	SENHORA DA HORA	05/03/1979																
Exc Award (06/30/2017, 06/30/2018)			Active	32	0	0	0	0.00%	30		3		2	R M,SC	0			
34776	TROFA	12/02/1977																
Exc Award (06/30/2016, 06/30/2023, 06/30/2024)			Active(1)	20	2	1	1	5.26%	19	9	1		N	M,SC	0		\$100.00	
50292	VAGOS	03/14/1990																
Exc Award (06/30/2021)			Active	19	1	0	1	5.56%	18		0			M,VP	3		\$220.00	
44563	VALE DE CAMBRA	01/22/1985																
Exc Award (06/30/2016, 06/30/2018, 06/30/2021)			Active	36	0	2	-2	-5.26%	38	2	0		3	M,VP,SC	12			
35808	VILA DO CONDE	06/30/1978																
Exc Award (06/30/2016, 06/30/2018, 06/30/2021)			Active(1)	46	1	5	-4	-8.00%	50	18	0		2	N M,VP,SC	0			
34316	VILA NOVA DE FAMALICAO	07/25/1977																



## Club Health Assessment for District 115CN through May 2025

			Status	Membership							Reports					Finance	LCIF
Club Number	Club Name	Charter Date		Current Member Count	YTD Members Added	YTD Members Dropped	YTD Net Growth	YTD Net Growth%	Member Count 12 Months Ago	Avg. length of service for dropped members	Months Since Last MMR ***	Yrs. Since Last Officer Report	President Rotation	Vice President Reported ****	Months Since Last Activity Report ***	Account Balance	Donations for current Fiscal Year
			Number of times on status quo within last two years	If below 15 members appears				If net loss is greater than 20% appears			If no report in 3 months appears in	When more than one year appears in	Number of repeat terms	Notes the officers that do not have an active	If no report at 12 months appears in red		
Exc Award (06/30/2016, 06/30/2017, 06/30/2022)	32548 VILA NOVA DE GAIA	06/30/1976	Active	27	3	0	3	12.50%	27		4			N	M,SC	7	\$1,041.28
Exc Award (06/30/2019, 06/30/2021, 06/30/2022)	38686 VILA PRAIA DE ANCORA	06/10/1980	Active	24	1	0	1	4.35%	19		0		2		M,VP,SC	0	
Exc Award (06/30/2016, 06/30/2017, 06/30/2022)	135312 Vizela	06/25/2018	Active(1)	50	0	6	-6	-10.71%	53	4	0				S,T,M,VP,SC	6	\$200.00
Exc Award (06/30/2019, 06/30/2020, 06/30/2022)																	

Clubs Cancelled Previous Fiscal Year – Clubs Cancelled within last 12 months may be reinstated

Club Number	Club Name	Charter Date	Current Status*	Cancellation Date
124927	Cabeceiras de Basto	05/20/2015	Cancelled(8*)	06/29/2024
135182	Póvoa de Lanhoso	06/25/2018	Cancelled(8*)	06/29/2024
35614	VIANA DO CASTELO	05/16/1978	Cancelled(8*)	12/29/2023

Current Total Clubs Count	YTD New Clubs Count	YTD Cancelled Clubs Count	YTD Net Club Gain	Current Total Members Count	YTD Add	YTD Drop	YTD Net Growth	YTD Net Growth %	Member Count 12 Months Ago	Average Member Count Per Club	% of Clubs with less than 20 members	% No MMR in 3 Months	% No Officer Report in 12 Months	% of Clubs with balance 90+ days	Number of Clubs in Status Quo	% Status Quo Clubs in Financial Suspension	Number of Cancelled Clubs	Average Cancelled Club Age	Members Lost Due to Cancellation	% of Clubs Cancelled for Non-Financial Reasons
33	0	0	0	1,152	59	47	12	1.05%	1,133	35	15%	45%	3%	15%	3	100%	0	0	0	0%

\* - P - Priority Club. Cancellation Reasons: 1-Objectives/conduct, 2-Non-active club, 5-Non-existing club, 6-Disbanding, 7-Merger, 8-Financial Suspension, 9-District/Multiple District Dues.

\*\* - Abbreviation: P-President, S-Secretary, T-Treasurer, M-Member Chairperson, VP-First Vice President, MC-Communications Chairperson, SC-Service Chairperson

\*\*\* - Abbreviation: N/R - Never reported using the Lions Clubs website, N/A - Not applicable, No password registered for the Lions Clubs website.

\*\*\*\* - Abbreviation: N - New, IP - Immediate Past, R - Repeat.





# Club Health Assessment for District 115CS through May 2025

			Status	Membership							Reports					Finance		LCIF
Club Number	Club Name	Charter Date		Current Member Count	YTD Members Added	YTD Members Dropped	YTD Net Growth	YTD Net Growth%	Member Count 12 Months Ago	Avg. length of service for dropped members	Months Since Last MMR ***	Yrs. Since Last Officer Report	President Rotation	Vice President Reported ****	Months Since Last Activity Report ***	Account Balance	Donations for current Fiscal Year	
			Number of times on status quo within last two years	If below 15 members appears				If net loss is greater than 20% appears			If no report in 3 months appears in	When more than one year appears in	Number of repeat terms	Notes the officers that do not have an active	If no report at 12 months appears in red			
Clubs less than two years old																		
155416	Figueira da Foz Centro	08/03/2023	Active	60	15	7	8	15.38%	41	1	0			R	0		\$1,168.10	
Exc Award (06/30/2024)																		
154669	Lisboa Inclusão	06/14/2023	Active	28	7	1	6	27.27%	23	2	0		3	M,VP,SC	0		\$282.12	
Exc Award (06/30/2024)																		
Clubs more than two years old																		
22125	ALMADA	02/01/1963	Active	14	2	0	2	16.67%	12		2			N	M,SC	0		
50845	ALMADA TEJO	07/23/1990	Active	23	0	1	-1	-4.17%	24	34	7		2	N	M,SC	3		
22126	ARGANIL	11/05/1971	Active	26	1	0	1	4.00%	21		0		2	M,VP,SC	18			
Exc Award (06/30/2018, 06/30/2019, 06/30/2020)																		
63128	CALDAS DA RAINHA	05/02/2000	Cancelled(6*)	0	0	9	-9	-100.00%	9	17	1		None	P,S,T,M,VP SC	24+	90+ Days		
22129	CANTANHEDE	12/06/1964	Active	24	0	13	-13	-35.14%	38	2	4			M,VP,SC	2			
Exc Award (06/30/2019, 06/30/2023)																		
60961	CASCAIS CIDADELA	06/26/1998	Active(1)	10	2	7	-5	-33.33%	14	22	1			M,VP,SC	11			
Exc Award (06/30/2017)																		
38984	CASTELO BRANCO CENTRO	10/15/1980	Active	46	8	0	8	21.05%	38		1			M,VP,SC	5		\$522.44	
Exc Award (06/30/2017, 06/30/2018, 06/30/2020)																		
22130	COIMBRA	02/16/1964	Active	31	1	5	-4	-11.43%	37	6	3			N	M,SC	2		
Exc Award (06/30/2017, 06/30/2020, 06/30/2020)																		
130859	Costa da Caparica (Praia do Sol)	05/30/2017	Active	9	1	0	1	12.50%	10		10			M,VP,SC	7	90+ Days		
Exc Award (06/30/2023)																		
48789	COSTA DO SOL CARCAVELOS	06/30/1988	Active	14	2	1	1	7.69%	13	8	5		3	M,VP,SC	19			
39728	COVA DA BEIRA L C	04/02/1981	Active	17	0	3	-3	-15.00%	20	17	1			N	M,SC	13		
154087	Elvas Baluarte	03/30/2023	Active	18	1	7	-6	-25.00%	24	2	3			N	T,M,SC	11		
Exc Award (06/30/2024)																		
111289	ESTORIL PALÁCIO	06/08/2011	Active	21	1	5	-4	-16.00%	23	6	5			N	M	7	\$500.00	
Exc Award (06/30/2023, 06/30/2024)																		



# Club Health Assessment for District 115CS through May 2025

			Status	Membership							Reports					Finance		LCIF
Club Number	Club Name	Charter Date		Current Member Count	YTD Members Added	YTD Members Dropped	YTD Net Growth	YTD Net Growth%	Member Count 12 Months Ago	Avg. length of service for dropped members	Months Since Last MMR ***	Yrs. Since Last Officer Report	President Rotation	Vice President Reported ****	Months Since Last Activity Report ***	Account Balance	Donations for current Fiscal Year	
			Number of times on status quo within last two years	If below 15 members appears				If net loss is greater than 20% appears			If no report in 3 months appears in	When more than one year appears in	Number of repeat terms		Notes the officers that do not have an active	If no report at 12 months appears in red		
46215	FARO	05/22/1986	Active	21	2	0	2	10.53%	19		1				M,VP,SC	17		\$280.00
Exc Award (06/30/2019)																		
22133	FIGUEIRA DA FOZ	11/06/1962	Active	31	1	1	0	0.00%	30	3	1			N	P,M,SC	1		\$520.64
Exc Award (06/30/2019)																		
65239	FLORES-PEROLA DO OCIDENTE-ACOR	04/19/2002	Active	58	5	0	5	9.43%	53		4				S,M,VP,SC	0		\$642.22
Exc Award (06/30/2016, 06/30/2019, 06/30/20)																		
22141	FUNCHAL	05/10/1966	Active	44	4	0	4	10.00%	40		0		4	R		2		
Exc Award (06/30/2017, 06/30/2018, 06/30/20)																		
53038	LAGOA	05/04/1992	Active	29	4	0	4	16.00%	25		4			R	VP,SC	24+		
55922	LAGOA ALGARVE	06/29/1994	Active	14	0	3	-3	-17.65%	17	13	5				M,VP,SC	24+		
44071	LEIRIA	06/11/1984	Active	51	2	1	1	2.00%	50	40	0			N	M,SC	0		\$4,928.35
Exc Award (06/30/2017, 06/30/2023, 06/30/20)																		
57674	LISBOA ALVALADE	12/19/1995	Active	23	2	0	2	9.52%	23		3			N		1		
Exc Award (06/30/2016, 06/30/2018, 06/30/20)																		
54745	LISBOA BELEM	07/03/1993	Active	52	2	0	2	4.00%	48		0				VP	0		\$1,558.90
Exc Award (06/30/2017, 06/30/2019, 06/30/20)																		
35494	LISBOA CENTRO	04/28/1978	Active	19	0	0	0	0.00%	21		11		2	N	M	7		\$266.06
Exc Award (06/30/2019, 06/30/2022)																		
45164	LISBOA MONSANTO	06/17/1985	Active	16	1	0	1	6.67%	15		0		None		P,M,VP,SC	16		
34676	LISBOA NORTE	11/23/1977	Active	10	0	2	-2	-16.67%	13	2	9		4		M,VP,SC	22		
Exc Award (06/30/2016, 06/30/2017, 06/30/20)																		
95117	LISBOA SETE COLINAS	01/30/2006	Active	15	1	3	-2	-11.76%	17	3	1			N	SC	18		\$100.00
Exc Award (06/30/2017, 06/30/2018, 06/30/20)																		
22136	LISBON HOST	10/20/1953	Active	25	3	3	0	0.00%	25	16	0		2	N	SC	0		\$960.06
Exc Award (06/30/2017, 06/30/2018, 06/30/20)																		
59384	MAIA-ACORES L C	04/23/1997	Active	6	0	0	0	0.00%	6		36	1	None		P,S,T,M,VP SC	24+		
Exc Award (06/30/2017, 06/30/2018)																		
53267	MONTIJO	06/01/1992	Active	44	2	0	2	4.76%	41		1			N		3		\$1,157.13



# Club Health Assessment for District 115CS through May 2025

			Status	Membership							Reports					Finance		LCIF
Club Number	Club Name	Charter Date		Current Member Count	YTD Members Added	YTD Members Dropped	YTD Net Growth	YTD Net Growth%	Member Count 12 Months Ago	Avg. length of service for dropped members	Months Since Last MMR ***	Yrs. Since Last Officer Report	President Rotation	Vice President Reported ****	Months Since Last Activity Report ***	Account Balance	Donations for current Fiscal Year	
			Number of times on status quo within last two years	If below 15 members appears				If net loss is greater than 20% appears			If no report in 3 months appears in	When more than one year appears in	Number of repeat terms	Notes the officers that do not have appears in an active	If no report at 12 months red			
	Exc Award (06/30/2016, 06/30/2017, 06/30/2020)																	
51848	NORDESTE	06/28/1991	Cancelled(6*)	0	0	12	-12	-100.00%	12	18	2	1	None	P,S,T,M,VP SC	12	90+ Days		
	Exc Award (06/30/2014, 06/30/2016, 06/30/2020)																	
134951	Odivelas	06/06/2018	Status Quo(1)	11	0	0	0	0.00%	11		24			M,VP,SC	24+	90+ Days		
35084	OEIRAS	02/16/1978	Active	19	1	0	1	5.56%	18		10		N	SC	0			
	Exc Award (06/30/2018, 06/30/2019)																	
56002	OEIRAS TEJO	07/25/1994	Active	20	1	0	1	5.26%	19		0			P,M,VP,SC	1			
	Exc Award (06/30/2017, 06/30/2018, 06/30/2020)																	
96704	POMBAL MARQUES DE POMBAL	03/23/2006	Active	48	0	2	-2	-4.00%	48	2	5		N	VP,SC	13			
	Exc Award (06/30/2017, 06/30/2018, 06/30/2020)																	
39201	PORTIMAO	12/10/1980	Cancelled(6*)	0	0	0	0	0.00%	9		0	1	None	P,S,T,M,VP SC	24+			
88864	RABO DE PEIXE	06/30/2005	Active(1)	37	3	4	-1	-2.63%	32	8	0			T,M,VP,SC	0			
	Exc Award (06/30/2018, 06/30/2019, 06/30/2020)																	
37605	S MIGUEL	10/16/1979	Active	17	1	1	0	0.00%	17	39	0		N	S,M	0			
45518	SANTIAGO DE CACEM	11/11/1985	Active	13	1	0	1	8.33%	12		0		N		11			
	Exc Award (06/30/2016, 06/30/2018, 06/30/2020)																	
55826	SEIXAL MIRATEJO	06/13/1994	Active	21	4	0	4	23.53%	17		0			M,VP,SC	5			
	Exc Award (06/30/2016, 06/30/2018, 06/30/2020)																	
29149	SETUBAL	04/05/1974	Active	24	3	4	-1	-4.00%	25	18	0			M,VP,SC	0		\$20.00	
	Exc Award (06/30/2023)																	
141723	Setúbal Sado	06/26/2020	Active	10	7	4	3	42.86%	7	4	0		R	T,SC	9			
150594	Silves	04/29/2022	Active	16	0	7	-7	-30.43%	23	2	3		N	M,SC	2	90+ Days		
134839	Tavira Romana	05/21/2018	Active	10	0	1	-1	-9.09%	11	7	0		6	R	M,SC	24+		
58509	TERCEIRA ILHA DA TERCEIRA	06/19/1996	Active	25	3	0	3	13.64%	22		1		2	M,VP,SC	1		\$530.45	
137642	Torres Vedras Histórica	03/13/2019	Active	18	6	0	6	50.00%	13		0			M,VP,SC	3		\$170.83	
55923	VILA DE REI	06/28/1994	Active	14	0	0	0	0.00%	13		0		N		16		\$20.00	
50198	VILA DO PORTO SANTA MARIA	02/13/1990	Active	49	0	0	0	0.00%	49		13		2	M,VP,SC	0		\$100.00	



## Club Health Assessment for District 115CS through May 2025

			Status	Membership							Reports					Finance	LCIF
Club Number	Club Name	Charter Date		Current Member Count	YTD Members Added	YTD Members Dropped	YTD Net Growth	YTD Net Growth%	Member Count 12 Months Ago	Avg. length of service for dropped members	Months Since Last MMR ***	Yrs. Since Last Officer Report	President Rotation	Vice President Reported ****	Months Since Last Activity Report ***	Account Balance	Donations for current Fiscal Year
			Number of times on status quo within last two years	If below 15 members appears			If net loss is greater than 20% appears			If no report in 3 months appears in			When more than one year appears in	Number of repeat terms	Notes the officers that do not have an active	If no report at 12 months appears in red	
Exc Award (06/30/2018, 06/30/2019, 06/30/2020) 48829 VILAMOURA 07/07/1988			Active	31	2	3	-1	-3.13%	36	7	0			N SC	1		
Exc Award (06/30/2016, 06/30/2018, 06/30/2020) 50763 VILLA FRANCA DO CAMPO 06/26/1990			Active	33	2	0	2	6.45%	31		1			M,VP,SC	1		
Exc Award (06/30/2016, 06/30/2017)																	

Clubs Cancelled Previous Fiscal Year – Clubs Cancelled within last 12 months may be reinstated

Club Number	Club Name	Charter Date	Current Status*	Cancellation Date
141800	Alcochete	06/26/2020	Cancelled(6*)	06/29/2024

Current Total Clubs Count	YTD New Clubs Count	YTD Cancelled Clubs Count	YTD Net Club Gain	Current Total Members Count	YTD YTD Add	YTD YTD Drop	YTD Net Growth	YTD Net Growth %	Member Count 12 Months Ago	Average Member Count Per Club	% of Clubs with less than 20 members	% No MMR in 3 Months	% No Officer Report in 12 Months	% of Clubs with balance 90+ days	Number of Clubs in Status Quo	% Status Quo Clubs in Financial Suspension	Number of Cancelled Clubs	Average Cancelled Club Age	Members Lost Due to Cancellation	% of Clubs Cancelled for Non-Financial Reasons
48	0	3	-3	1,215	104	110	-6	-0.49%	1,215	25	44%	40%	2%	6%	1	100%	3	35	21	100%

\* - P - Priority Club. Cancellation Reasons: 1-Objectives/conduct, 2-Non-active club, 5-Non-existing club, 6-Disbanding, 7-Merger, 8-Financial Suspension, 9-District/Multiple District Dues.

\*\* - Abbreviation: P-President, S-Secretary, T-Treasurer, M-Member Chairperson, VP-First Vice President, MC-Communications Chairperson, SC-Service Chairperson

\*\*\* - Abbreviation: N/R - Never reported using the Lions Clubs website, N/A - Not applicable, No password registered for the Lions Clubs website.

\*\*\*\* - Abbreviation: N - New, IP - Immediate Past, R - Repeat.



# Club Health Assessment for District 116 A through May 2025

			Status	Membership							Reports					Finance		LCIF
Club Number	Club Name	Charter Date		Current Member Count	YTD Members Added	YTD Members Dropped	YTD Net Growth	YTD Net Growth%	Member Count 12 Months Ago	Avg. length of service for dropped members	Months Since Last MMR ***	Yrs. Since Last Officer Report	President Rotation	Vice President Reported ****	Months Since Last Activity Report ***	Account Balance	Donations for current Fiscal Year	
			Number of times on status quo within last two years	If below 15 members appears				If net loss is greater than 20% appears			If no report in 3 months appears in	When more than one year appears in	Number of repeat terms	Notes the officers that do not have an active	If no report at 12 months appears in red			
Clubs less than two years old																		
171575	Alicante Francophone	06/18/2024	Active(1)	15	2	7	-5	-25.00%	0	0	0		2	S,T,M,VP,SC	N/R			
180172	Culleredo-Cambre	01/02/2025	Active	20	20	0	20	100.00%	0		4			T,M,VP,SC	N/R	90+ Days		
180174	Ferrol	01/02/2025	Active	20	20	0	20	100.00%	0		4			T,M,VP,SC	N/R	90+ Days		
181399	Javea Costa Blanca	04/04/2025	Newly Chartered	20	20	0	20	100.00%	0		1		N	M	N/R			
Clubs more than two years old																		
43033	ALFAZ DEL PI MARINA BAIXA	09/23/1983	Active	6	1	1	0	0.00%	6	2	3			R	M,SC	2		
22143	ALICANTE	02/28/1968	Active	21	3	0	3	16.67%	18		2		2	N	M,SC	24		
Exc Award (06/30/2024)																		
46547	ALICANTE COSTABLANCA	09/29/1986	Active	10	0	1	-1	-9.09%	11	9	6		2	R	M,SC	24+		
150446	Aragon Nomadas	04/25/2022	Cancelled(8*)	0	0	0	0	0.00%	7		0	1	None	P,S,T,M,VP SC	23	90+ Days		
22145	BARAJAS	02/16/1970	Active	30	11	2	9	42.86%	21	22	2			N	M,SC	24+		
50653	BARCELONA GAUDI	06/07/1990	Active	18	0	3	-3	-14.29%	21	23	2		2	N	M	6		
22150	BENIDORM	01/23/1970	Active	52	3	5	-2	-3.70%	54	6	0		None	P,M,VP,SC	10		\$368.06	
Exc Award (06/30/2021)																		
22151	BILBAO	04/27/1967	Active	33	5	5	0	0.00%	33	12	1		2	N	SC	24+	90+ Days	
100916	CALPE BENISSA	01/07/2008	Active	17	1	1	0	0.00%	17	7	0		8		M,VP,SC	24+	\$2,899.08	
46216	COSTA DE CALVIA	05/21/1986	Active	6	0	0	0	0.00%	6		3		10	R	M,SC	24+		
31047	ELCHE	06/30/1975	Active	39	8	1	7	21.88%	32	6	0			IP	M	7	\$110.00	
Exc Award (06/30/2021, 06/30/2022, 06/30/20)																		
59265	JAVEA, DENIA AND PEDREGUER	03/26/1997	Active	20	1	0	1	5.26%	18		1		5	N	M,VP,SC	24+		
22154	LA CORUNA DECANO	02/17/1968	Active	27	2	2	0	0.00%	27	2	1		3		M,VP,SC	3	\$2,169.14	
Exc Award (06/30/2016, 06/30/2017, 06/30/20)																		
136667	La Coruña Os Pequerrechos	10/17/2018	Active	50	14	0	14	38.89%	36		0		7		M,VP,SC	6	\$1,197.48	
Exc Award (06/30/2019, 06/30/2021)																		



# Club Health Assessment for District 116 A through May 2025

Club Number	Club Name	Charter Date	Status	Membership							Reports					Finance	LCIF
				Current Member Count	YTD Members Added	YTD Members Dropped	YTD Net Growth	YTD Net Growth%	Member Count 12 Months Ago	Avg. length of service for dropped members	Months Since Last MMR ***	Yrs. Since Last Officer Report	President Rotation	Vice President Reported ****	Months Since Last Activity Report ***	Account Balance	Donations for current Fiscal Year
			Number of times on status quo within last two years	If below 15 members appears				If net loss is greater than 20% appears			If no report in 3 months appears	When more than one year appears in	Number of repeat terms	Notes the officers that do not have an active	If no report at 12 months appears in red		
88580	LA CORUNA TERESA HERRERA Exc Award (06/30/2018, 06/30/2019, 06/30/20	06/09/2005	Active	30	1	1	0	0.00%	30	17	1			P,M,VP,SC	5		\$3,292.90
95803	LA CORUNA TORRE DE HERCULES	02/20/2006	Active	25	4	1	3	13.64%	23	3	0		5	N	M,SC	20	
123766	León-Avatar	12/08/2014	Active	20	0	0	0	0.00%	20		4		2	R		24+	\$415.48
22156	LERIDA	10/25/1968	Status Quo(3)	21	0	0	0	0.00%	21		22	1	None	P,S,T,M,VP SC	24+	90+ Days	
117223	OLEIROS Exc Award (06/30/2021, 06/30/2023)	06/20/2012	Cancelled(6*)	0	0	0	0	0.00%	3		0	1	None	P,S,T,M,VP SC	14		
101580	OVIEDO	03/20/2008	Active(1)	11	0	0	0	0.00%	11		1		None	P,S,T,M,VP SC	24+	90+ Days	
84627	PALMA DE MALLORCA	01/03/2005	Active	17	0	1	-1	-5.56%	19	1	7		5	R		1	\$249.53
140675	Santiago de Compostela Nuevas Voces	06/23/2020	Active	20	0	0	0	0.00%	20		25	1	None	P,S,T,M,VP SC	24+	90+ Days	
56075	TEULADA & MORAIRA	09/09/1994	Active	13	2	0	2	18.18%	11		1			N	P,M,SC	24+	\$2,103.18
65363	TORREVIEJA SUOMI	05/23/2002	Active(1)	21	3	1	2	10.53%	19	2	3		2	R	M	0	\$2,096.47
42445	TORTOSA	03/14/1983	Active	8	1	1	0	0.00%	8	21	7		14		M,VP,SC	24+	\$54.23
124309	Valencia Exc Award (06/30/2021, 06/30/2022)	03/03/2015	Active	9	16	26	-10	-52.63%	11	1	1		3		M,VP,SC	24+	

Clubs Cancelled Previous Fiscal Year – Clubs Cancelled within last 12 months may be reinstated

Club Number	Club Name	Charter Date	Current Status*	Cancellation Date
144732	Murcia	12/30/2020	Cancelled(8*)	12/29/2023
111042	REUS	05/25/2011	Cancelled(8*)	07/29/2023
105286	SADA	04/24/2009	Cancelled(8*)	12/29/2023
133593	San Sebastian	03/30/2018	Cancelled(8*)	12/29/2023
22167	TARRAGONA	07/08/1966	Cancelled(8*)	07/29/2023



# Club Health Assessment for District 116 A through May 2025

			Status							Membership					Reports				Finance		LCIF																																																																																																																																																																																																																																																																																																																																																																																																																																																																																																																																																																																																																																																									
Club Number	Club Name	Charter Date																																																																																																																																																																																																																																																																																																																																																																																																																																																																																																																																																																																																																																																																												

\* - P - Priority Club. Cancellation Reasons: 1-Objectives/conduct, 2-Non-active club, 5-Non-existing club, 6-Disbanding, 7-Merger, 8-Financial Suspension, 9-District/Multiple District Dues.

\*\* - Abbreviation: P-President, S-Secretary, T-Treasurer, M-Member Chairperson, VP-First Vice President, MC-Communications Chairperson, SC-Service Chairperson

\*\*\* - Abbreviation: N/R - Never reported using the Lions Clubs website, N/A - Not applicable, No password registered for the Lions Clubs website.

\*\*\*\* - Abbreviation: N - New, IP - Immediate Past, R - Repeat.





# Club Health Assessment for District 116 B through May 2025

			Status	Membership							Reports					Finance		LCIF
Club Number	Club Name	Charter Date		Current Member Count	YTD Members Added	YTD Members Dropped	YTD Net Growth	YTD Net Growth%	Member Count 12 Months Ago	Avg. length of service for dropped members	Months Since Last MMR ***	Yrs. Since Last Officer Report	President Rotation	Vice President Reported ****	Months Since Last Activity Report ***	Account Balance	Donations for current Fiscal Year	
			Number of times on status quo within last two years	If below 15 members appears					If net loss is greater than 20% appears		If no report in 3 months appears in	When more than one year appears in	Number of repeat terms	Notes the officers that do not have an active	If no report at 12 months appears in red			
Clubs less than two years old																		
156643	Loja Esperanza	06/22/2024	Active	19	0	1	-1	-5.00%	0	6	1		2	M,VP,SC	N/R	90+ Days		
171902	Marbella Honor	06/22/2024	Status Quo(1)	20	0	0	0	0.00%	0		11		None	P,S,T,M,VP SC	N/R			
Clubs more than two years old																		
38186	ANTEQUERA	03/28/1980	Active	44	2	0	2	4.76%	42		0		2	M,VP,SC	7			
46169	ARUCAS LAS PALMAS	05/07/1986	Active	23	2	1	1	4.55%	22	6	0			VP	1			
Exc Award (06/30/2018)																		
54513	FIRGAS	05/25/1993	Active	24	2	0	2	9.09%	23		2			M,VP,SC	2		\$50.00	
Exc Award (06/30/2017, 06/30/2023)																		
37442	GALDAR	07/24/1979	Active	17	0	0	0	0.00%	17		7			IP SC	24+	90+ Days		
61661	GRAN CANARIA-FINLANDIA	03/22/1999	Cancelled(6*)	0	0	4	-4	-100.00%	4	6	6	1	None	P,S,T,M,VP SC	15			
88600	HUERCAL OVERA	06/10/2005	Status Quo(2)	18	0	1	-1	-5.26%	16	12	1		3	M,VP,SC	24+			
22155	LAS PALMAS DECANO	02/27/1967	Active	15	1	3	-2	-11.76%	17	17	0		IP	P,SC	15		\$1,293.35	
58295	LOS REALEJOS	05/20/1996	Active	35	4	2	2	6.06%	33	19	0		N		3		\$1,000.00	
Exc Award (06/30/2023)																		
22160	MALAGA DECANO	02/10/1967	Active	5	0	3	-3	-37.50%	8	2	0			M,VP,SC	15			
Exc Award (06/30/2016)																		
88856	MALAGA EL LIMONAR	06/30/2005	Active(1)	27	30	30	0	0.00%	27	11	0		2	M,VP,SC	24+			
Exc Award (06/30/2016)																		
127287	Malaga Gibralfaro	04/22/2016	Active(1)	6	0	0	0	0.00%	6		12		7	M,VP,SC	24+			
Exc Award (06/30/2018)																		
124420	Malaga-Ilusion	03/23/2015	Active	122	7	0	7	6.09%	124		0		11	R	16	90+ Days		
Exc Award (06/30/2018, 06/30/2022)																		
60426	MARBELLA FRANCOFONO	02/27/1998	Active(1)	16	16	11	5	45.45%	11	8	0		2	R M	24+			
68859	MARBELLA LENGUA ALEMANA	05/07/2003	Active	66	6	5	1	1.54%	64	14	1		N	M,SC	24+			
68860	MARBELLA PUERTO BANUS COSMOPOLITE	05/07/2003	Status Quo(1)	12	0	0	0	0.00%	12		13		3	S,M,VP,SC	24+	90+ Days		
36492	MIJAS	01/05/1979	Active	29	3	2	1	3.57%	28	20	0		2	R SC	17		\$5,906.97	



# Club Health Assessment for District 116 B through May 2025

Club Number	Club Name	Charter Date	Status	Membership							Reports					Finance	LCIF
				Current Member Count	YTD Members Added	YTD Members Dropped	YTD Net Growth	YTD Net Growth%	Member Count 12 Months Ago	Avg. length of service for dropped members	Months Since Last MMR ***	Yrs. Since Last Officer Report	President Rotation	Vice President Reported ****	Months Since Last Activity Report ***	Account Balance	Donations for current Fiscal Year
			Number of times on status quo within last two years	If below 15 members appears				If net loss is greater than 20% appears			If no report in 3 months appears	When more than one year appears in	Number of repeat terms	Notes the officers that do not have an active	If no report at 12 months appears in red		
Exc Award (06/30/2018)																	
60564	MIJAS LA CALA	03/24/1998	Active	28	4	6	-2	-6.67%	30	4	2			N	SC	3	\$3,121.46
122606	Mijas Riviera	06/30/2014	Active(1)	10	0	0	0	0.00%	10		17	1	None		P,S,T,M,VP SC	24+	
22165	PUERTO DE LA CRUZ	03/06/1967	Active	53	0	5	-5	-8.62%	57	14	1			N		0	\$1,138.86
Exc Award (06/30/2016, 06/30/2017, 06/30/20)																	
57415	RINCON DE LA VICTORIA	10/09/1995	Active(3)	6	6	7	-1	-14.29%	7	20	2		18		M,VP,SC	24+	
61197	SAN MIGUEL DE ABONA	10/22/1998	Active	15	0	0	0	0.00%	15		3			N	M,SC	24+	
22169	SAN MIGUEL DE LA PALMA	09/27/1969	Active	18	0	0	0	0.00%	18		1		9	N		24+	\$1,641.28
119299	SANTA CRUZ DE TENERIFE LA FAROLA	05/09/2013	Active	21	0	4	-4	-16.00%	25	2	0		3	R		11	
Exc Award (06/30/2018, 06/30/2023, 06/30/20)																	
45005	SANTA LUCIA VECINDARIO	05/13/1985	Active	25	0	0	0	0.00%	27		10				S,VP,SC	8	\$10,230.86
Exc Award (06/30/2020)																	
56335	SANTIAGO DEL TEIDE	12/21/1994	Active	7	1	2	-1	-12.50%	10	11	0		2	R	SC	15	
22171	SEVILLA	04/26/1965	Active	108	11	7	4	3.85%	98	31	0		4		M,VP,SC	24+	
Exc Award (06/30/2023)																	
122212	Sevilla-Nervion	05/15/2014	Status Quo(1)	5	0	0	0	0.00%	5		9	1	None		P,S,T,M,VP SC	22	90+ Days
31052	TELDE	06/30/1975	Active	5	0	0	0	0.00%	5		16		4		S,M,VP,SC	20	
22172	TORREMOLINOS	12/15/1966	Active	17	0	1	-1	-5.56%	19	2	2		7		M,VP,SC	19	
52953	TORREMOLINOS SUOMI	04/24/1992	Active	24	0	3	-3	-11.11%	28	15	2			N	SC	24+	\$3,579.08
63117	VALSEQUILLO GRAN CANARIA	05/01/2000	Active	14	1	0	1	7.69%	13		1				M,VP,SC	18	90+ Days
117889	VERA AND DISTRICT	09/25/2012	Active	13	0	3	-3	-18.75%	16	8	3		3	R	M,SC	24+	
56488	ZAFRA	01/30/1995	Status Quo(2)	20	0	0	0	0.00%	20		24	1	None		P,S,T,M,VP SC	24+	90+ Days

Clubs Cancelled Previous Fiscal Year – Clubs Cancelled within last 12 months may be reinstated

Club Number	Club Name	Charter Date	Current Status*	Cancellation Date
151462	Huelva	06/21/2022	Cancelled(8*)	12/29/2023



# Club Health Assessment for District 116 B through May 2025

Club NumberClub NameCharter Date			Status	Membership								Reports				Finance		LCIF		
				Current Member Count	YTD Members Added	YTD Members Dropped	YTD Net Growth	YTD Net Growth%	Member Count 12 Months Ago	Avg. length of service for dropped members	Months Since Last MMR ***	Yrs. Since Last Officer Report	President Rotation	Vice President Reported ****	Months Since Last Activity Report ***	Account Balance	Donations for current Fiscal Year			
			Number of times on status quo within last two years	If below 15 members appears			If net loss is greater than 20% appears			If no report in 3 months appears in		When more than one year appears in	Number of repeat terms	Notes the officers that do not have an active	If no report at 12 months appears in red					
59666	SANTA CRUZ LA SALLE	06/04/1997	Cancelled(8*)	08/29/2023																
Current Total Clubs Count	YTD New Clubs Count	YTD Cancelled Clubs Count	YTD Net Club Gain	Current Total Members Count	YTD Add	YTD Drop	YTD Net Growth	YTD Net Growth %	Member Count 12 Months Ago	Average Member Count Per Club	% of Clubs with less than 20 members	% No MMR in 3 Months	% No Officer Report in 12 Months	% of Clubs with balance 90+ days	Number of Clubs in Status Quo	% Status Quo Clubs in Financial Suspension	Number of Cancelled Clubs	Average Cancelled Club Age	Members Lost Due to Cancellation	% of Clubs Cancelled for Non-Financial Reasons
34	0	1	-1	887	96	101	-5	-0.56%	857	26	53%	32%	9%	21%	5	100%	1	53	4	-100%

\* - P - Priority Club. Cancellation Reasons: 1-Objectives/conduct, 2-Non-active club, 5-Non-existing club, 6-Disbanding, 7-Merger, 8-Financial Suspension, 9-District/Multiple District Dues.

\*\* - Abbreviation: P-President, S-Secretary, T-Treasurer, M-Member Chairperson, VP-First Vice President, MC-Communications Chairperson, SC-Service Chairperson

\*\*\* - Abbreviation: N/R - Never reported using the Lions Clubs website, N/A - Not applicable, No password registered for the Lions Clubs website.

\*\*\*\* - Abbreviation: N - New, IP - Immediate Past, R - Repeat.



# Club Health Assessment for District 117 A through May 2025

			Status	Membership							Reports					Finance	LCIF
Club Number	Club Name	Charter Date		Current Member Count	YTD Members Added	YTD Members Dropped	YTD Net Growth	YTD Net Growth%	Member Count 12 Months Ago	Avg. length of service for dropped members	Months Since Last MMR ***	Yrs. Since Last Officer Report	President Rotation	Vice President Reported ****	Months Since Last Activity Report ***	Account Balance	Donations for current Fiscal Year
			Number of times on status quo within last two years	If below 15 members appears	If net loss is greater than 20% appears					If no report in 3 months appears in		When more than one year appears in	Number of repeat terms	Notes the officers that do not have an active	If no report at 12 months appears in red		
Clubs less than two years old																	
156102	Athens Kallimarmaro	10/03/2023	Active	18	3	6	-3	-14.29%	21	1	0		2	R	1		\$250.00
156774	Chalki	12/18/2023	Active	33	6	10	-4	-10.81%	37	1	0		2	N	M,SC	8	\$400.00
Exc Award (06/30/2024)																	
180816	Kastellorizo	02/13/2025	Active	33	33	0	33	100.00%	0		0			N	VP,SC	N/R	90+ Days
178788	Korydallos	04/07/2025	Newly Chartered	20	21	1	20	100.00%	0	0	0			N		N/R	
178804	Lasithi Virtual	03/11/2025	Newly Chartered	18	20	2	18	100.00%	0	0	0			N	SC	N/R	
180953	Minoa Pediadas	02/17/2025	Active	20	20	0	20	100.00%	0		2			N	T,M,SC	N/A	90+ Days
181706	Patras	05/08/2025	Newly Chartered	21	21	0	21	100.00%	0		0			N		N/R	
181903	Tilos	05/19/2025	Newly Chartered	20	20	0	20	100.00%	0		0			N		N/R	
Clubs more than two years old																	
136653	Asklipios Medical	10/16/2018	Active	8	1	0	1	14.29%	7		1			N	SC	6	
22181	ATHENS	10/04/1954	Active	31	0	2	-2	-6.06%	34	21	6			N		2	\$2,300.00
Exc Award (06/30/2021, 06/30/2024)																	
150566	Athens - Kolonaki Sun	04/20/2022	Active	23	11	24	-13	-36.11%	36	2	0		4	R	SC	3	90+ Days
Exc Award (06/30/2024)																	
22180	ATHENS AGIA PARASKEVI	03/21/1973	Active	24	2	0	2	9.09%	22		0			IP	M,SC	0	
Exc Award (06/30/2023)																	
55314	ATHENS ARGYROUPOLIS-DIOSKOURI	02/21/1994	Active	16	7	10	-3	-15.79%	20	1	0			R		4	\$520.00
Exc Award (06/30/2022, 06/30/2023, 06/30/2024)																	
36494	ATHENS CENTER	01/22/1979	Active(1)	6	0	2	-2	-25.00%	8	4	2		4	R		5	
33449	ATHENS CONTINENTAL	03/04/1977	Active	18	0	0	0	0.00%	19		11		3	R	M,SC	0	
136654	Athens Ioannis Kapodistrias	10/16/2018	Active(2)	7	9	7	2	40.00%	5	4	0		2		T,M,VP,SC	24+	
Exc Award (06/30/2019)																	
44245	ATHENS KIFISSIAS	09/14/1984	Active	23	0	4	-4	-14.81%	25	12	0		2	R	SC	8	\$333.91



# Club Health Assessment for District 117 A through May 2025

			Status	Membership							Reports					Finance		LCIF
Club Number	Club Name	Charter Date		Current Member Count	YTD Members Added	YTD Members Dropped	YTD Net Growth	YTD Net Growth%	Member Count 12 Months Ago	Avg. length of service for dropped members	Months Since Last MMR ***	Yrs. Since Last Officer Report	President Rotation	Vice President Reported ****	Months Since Last Activity Report ***	Account Balance	Donations for current Fiscal Year	
			Number of times on status quo within last two years	If below 15 members appears					If net loss is greater than 20% appears			If no report in 3 months appears in	When more than one year appears in	Number of repeat terms	Notes the officers that do not have an active	If no report at 12 months appears in red		
Exc Award (06/30/2019, 06/30/2024)																		
88800	ATHENS KLEISTHENIS	06/30/2005	Active	16	0	0	0	0.00%	16		0			N	VP	0		\$100.00
Exc Award (06/30/2023)																		
101533	ATHENS MAROUSI	03/07/2008	Active	14	0	5	-5	-26.32%	19	6	10			N	T	9		
60672	ATHENS OLYMPIADA	04/17/1998	Active	33	0	0	0	0.00%	33		6		2	R	SC	10		\$345.00
Exc Award (06/30/2022, 06/30/2024)																		
47306	ATHENS PAGRATI	05/07/1987	Active	11	1	1	0	0.00%	13	30	5		2	R	M,SC	1		\$80.00
Exc Award (06/30/2023)																		
100027	ATHENS PANATHENEA PNYKA	08/15/2007	Active	31	5	2	3	10.71%	26	36	4			N	M	14		\$150.00
Exc Award (06/30/2022, 06/30/2024)																		
22185	ATHENS PATISSIA	10/15/1968	Active	11	0	0	0	0.00%	11		12		2		M,VP,SC	24+		\$187.89
54615	ATHENS PAVLOS MELAS	06/16/1993	Active	13	1	0	1	8.33%	12		6		3		M,VP,SC	24+		\$50.00
48886	ATHENS POLITIA	09/12/1988	Active	27	5	2	3	12.50%	22	11	3		2	R	M	1		
Exc Award (06/30/2022, 06/30/2023, 06/30/2024)																		
43035	ATHENS SARONICOS	09/15/1983	Active	12	1	0	1	9.09%	11		2			N		0		\$120.00
141902	Athens Specialty New Voices	06/25/2020	Active	41	11	3	8	24.24%	37	3	1		6	R		1		\$70.00
Exc Award (06/30/2022, 06/30/2023, 06/30/2024)																		
147518	Athens Talos Civil Protection	07/13/2021	Active	15	0	0	0	0.00%	14		0		4	N	SC	N/A		
Exc Award (06/30/2022)																		
54105	ATHENS UNIVERSE	02/18/1993	Active	8	0	0	0	0.00%	8		9		8		M,VP,SC	24+		
54410	ATHINA	04/29/1993	Cancelled(8*)	0	0	10	-10	-100.00%	10	21	5		None		P,S,T,M,VP SC	19	90+ Days	
149397	Glyfada Aixoni	01/03/2022	Active	18	3	2	1	5.88%	20	7	0			IP		1		\$250.00
Exc Award (06/30/2023)																		
33738	HERAKLION	04/05/1977	Active	28	0	1	-1	-3.45%	28	3	1			IP		2		\$170.00
Exc Award (06/30/2022, 06/30/2024)																		
52642	HERAKLION KNOSSOS	03/04/1992	Active	23	0	1	-1	-4.17%	24	7	0			N		8		
Exc Award (06/30/2018, 06/30/2023)																		
146207	Heraklion Minoas	05/14/2021	Cancelled(8*)	0	0	14	-14	-100.00%	16	4	1	1	None		P,S,T,M,VP SC	23	90+ Days	



# Club Health Assessment for District 117 A through May 2025

			Status	Membership							Reports					Finance		LCIF
Club Number	Club Name	Charter Date		Current Member Count	YTD Members Added	YTD Members Dropped	YTD Net Growth	YTD Net Growth%	Member Count 12 Months Ago	Avg. length of service for dropped members	Months Since Last MMR ***	Yrs. Since Last Officer Report	President Rotation	Vice President Reported ****	Months Since Last Activity Report ***	Account Balance	Donations for current Fiscal Year	
			Number of times on status quo within last two years	If below 15 members appears				If net loss is greater than 20% appears			If no report in 3 months appears in	When more than one year appears in	Number of repeat terms	Notes the officers that do not have an active	If no report at 12 months appears in red			
Exc Award (06/30/2023)			Active	24	2	0	2	9.09%	22		0			N	M,SC	3	90+ Days	
52398	KALAMATA NESTOR	01/14/1992																
Exc Award (06/30/2024)			Cancelled(8*)	0	0	37	-37	-100.00%	38	4	1		None	P,S,T,M,VP SC	20			
138107	Kifissia Anne Sullivan	04/29/2019																
Exc Award (06/30/2022)			Active	87	30	20	10	12.99%	77	3	0		None	R	P	1		\$1,590.00
124445	Kifissia Helen Keller	03/31/2015																
Exc Award (06/30/2020, 06/30/2022)			Active	29	0	1	-1	-3.33%	28	13	2		2	R		0		
35617	KOS	05/18/1978																
Exc Award (06/30/2022, 06/30/2023, 06/30/2024)			Active	28	1	4	-3	-9.68%	30	3	1		4		VP	5		
151080	Marousi - Artemis	06/06/2022																
Exc Award (06/30/2024)			Active	26	5	0	5	23.81%	21		0			N		0		
87964	PALEO FALIRO TRITON	05/03/2005																
Exc Award (06/30/2022)			Active	23	0	1	-1	-4.17%	24	16	2		4	R	VP	2		\$200.00
35405	PIRAEUS CENTER	04/20/1978																
Exc Award (06/30/2022, 06/30/2023)			Active(1)	52	18	11	7	15.56%	45	2	1		4	N		0		
150094	Psychiko	03/08/2022																
Exc Award (06/30/2022, 06/30/2024)			Active	42	0	10	-10	-19.23%	52	5	0			R	M,SC	2		
52088	RHODES HELIOUSSA	10/11/1991																
Exc Award (06/30/2022, 06/30/2024)			Active	4	1	0	1	33.33%	3		2		9		S,M,VP,SC	1		
133232	Rhodes Sivithos Centennial	11/21/2017																
Exc Award (06/30/2018)			Active	42	2	2	0	0.00%	44	11	1			N	SC	0		\$200.00
22197	RHODOS	03/13/1965																
Exc Award (06/30/2020, 06/30/2022)			Active	26	8	0	8	44.44%	19		3		3	N	S	0		
149897	Sparti	02/15/2022																

Clubs Cancelled Previous Fiscal Year – Clubs Cancelled within last 12 months may be reinstated

Club Number	Club Name	Charter Date	Current Status*	Cancellation Date
47260	CHALKIDA	04/29/1987	Cancelled(8*)	12/29/2023
148593	Heraklion - Ariadne	10/13/2021	Cancelled(8*)	06/29/2024
38344	MYTILINI	04/11/1980	Cancelled(8*)	12/29/2023



# Club Health Assessment for District 117 A through May 2025

					Membership										Reports				Finance		LCIF
Club Number	Club Name	Charter Date	Status	Current Member Count	YTD Members Added	YTD Members Dropped	YTD Net Growth	YTD Net Growth%	Member Count 12 Months Ago	Avg. length of service for dropped members	Months Since Last MMR ***	Yrs. Since Last Officer Report	President Rotation	Vice President Reported ****	Months Since Last Activity Report ***	Account Balance	Donations for current Fiscal Year				
			Number of times on status quo within last two years	If below 15 members appears				If net loss is greater than 20% appears			If no report in 3 months appears in	When more than one year appears in	Number of repeat terms	Notes the officers that do not have an active	If no report at 12 months appears in red						
153402	Rafina - Pikermi	04/10/2023	Cancelled(8*)						12/29/2023												
Current Total Clubs Count	YTD New Clubs Count	YTD Cancelled Clubs Count	YTD Net Club Gain	Current Total Members Count	YTD Add	YTD Drop	YTD Net Growth	YTD Net Growth %	Member Count 12 Months Ago	Average Member Count Per Club	% of Clubs with less than 20 members	% No MMR in 3 Months	% No Officer Report in 12 Months	% of Clubs with balance 90+ days	Number of Clubs in Status Quo	% Status Quo Clubs in Financial Suspension	Number of Cancelled Clubs	Average Cancelled Club Age	Members Lost Due to Cancellation	% of Clubs Cancelled for Non-Financial Reasons	
43	6	3	3	1,023	268	195	73	7.68%	957	24	40%	26%	0%	7%	0	0%	3	42	61	-133%	

\* - P - Priority Club. Cancellation Reasons: 1-Objectives/conduct, 2-Non-active club, 5-Non-existing club, 6-Disbanding, 7-Merger, 8-Financial Suspension, 9-District/Multiple District Dues.

\*\* - Abbreviation: P-President, S-Secretary, T-Treasurer, M-Member Chairperson, VP-First Vice President, MC-Communications Chairperson, SC-Service Chairperson

\*\*\* - Abbreviation: N/R - Never reported using the Lions Clubs website, N/A - Not applicable, No password registered for the Lions Clubs website.

\*\*\*\* - Abbreviation: N - New, IP - Immediate Past, R - Repeat.





# Club Health Assessment for District 117 B through May 2025

			Status	Membership							Reports					Finance		LCIF			
Club Number	Club Name	Charter Date		Current Member Count	YTD Members Added	YTD Members Dropped	YTD Net Growth	YTD Net Growth%	Member Count 12 Months Ago	Avg. length of service for dropped members	Months Since Last MMR ***	Yrs. Since Last Officer Report	President Rotation	Vice President Reported ****	Months Since Last Activity Report ***	Account Balance	Donations for current Fiscal Year				
			Number of times on status quo within last two years	If below 15 members appears					If net loss is greater than 20% appears						If no report in 3 months appears in	When more than one year appears in	Number of repeat terms	Notes the officers that do not have an active red	If no report in 12 months appears in		
<b>Clubs less than two years old</b>																					
181961	Larisa Asklipias	05/07/2025	Newly Chartered	21	21	0	21	100.00%	0		0				VP,SC	N/R					
<b>Clubs more than two years old</b>																					
107484	ALEXANDROUPOLI FAROS	02/11/2010	Active	4	0	0	0	0.00%	4		0				VP	17		\$90.00			
Exc Award (06/30/2022, 06/30/2023)																					
22191	DRAMA	03/25/1961	Active	23	0	1	-1	-4.17%	24	10	7			R		1		\$233.47			
Exc Award (06/30/2018, 06/30/2019, 06/30/2020)																					
22203	FAMAGUSTA	11/01/1954	Active	25	0	7	-7	-21.88%	32	25	0		2	R	M	5		\$20.00			
Exc Award (06/30/2021)																					
50904	FAMAGUSTA ARSINOE	08/14/1990	Active	53	5	2	3	6.00%	50	13	3			N		0		\$640.00			
Exc Award (06/19/2021, 06/30/2017, 06/30/2020)																					
43164	FAMAGUSTA EVAGORAS	11/30/1983	Active	26	1	8	-7	-21.21%	33	28	0		2	R		24+					
Exc Award (06/30/2018, 06/30/2019)																					
22204	FAMAGUSTA OTHELLO	01/28/1974	Active	32	3	0	3	10.34%	29		4		2	R		5		\$620.00			
Exc Award (06/30/2021, 06/30/2022, 06/30/2020)																					
40439	FAMAGUSTA/SALAMIS L C	10/23/1981	Active	11	0	3	-3	-21.43%	11	20	6		4	R	SC	24+					
Exc Award (06/30/2021)																					
50806	IOANNINA SELL	06/30/1990	Active	12	0	0	0	0.00%	12		0		2	R	SC	0					
22192	KATERINI	05/30/1972	Active	27	1	3	-2	-6.90%	29	2	1				VP	1		\$45.00			
Exc Award (06/30/2018, 06/30/2021, 06/30/2020)																					
53298	KAVALA LYDIA	06/16/1992	Cancelled(6*)	0	0	0	0	0.00%	4		11		None		P,S,T,M,VP SC	15					
Exc Award (06/30/2021)																					
22194	KERKYRA L C	05/02/1973	Active	17	2	6	-4	-19.05%	21	13	0			N		0					
Exc Award (06/30/2018, 06/30/2019, 06/30/2020)																					
48121	KOMOTINI ORPHEUS	02/04/1988	Active	15	3	2	1	7.14%	14	28	4			IP	SC	0		\$100.00			
Exc Award (06/30/2016)																					
22205	KYRENIA	03/09/1973	P- Active	26	27	32	-5	-16.13%	31	17	4			N	T,M,VP	17		\$443.00			
Exc Award (06/30/2021, 06/30/2023)																					



# Club Health Assessment for District 117 B through May 2025

			Status	Membership							Reports					Finance		LCIF
Club Number	Club Name	Charter Date		Current Member Count	YTD Members Added	YTD Members Dropped	YTD Net Growth	YTD Net Growth%	Member Count 12 Months Ago	Avg. length of service for dropped members	Months Since Last MMR ***	Yrs. Since Last Officer Report	President Rotation	Vice President Reported ****	Months Since Last Activity Report ***	Account Balance	Donations for current Fiscal Year	
			Number of times on status quo within last two years	If below 15 members appears				If net loss is greater than 20% appears			If no report in 3 months appears in	When more than one year appears in	Number of repeat terms	Notes the officers that do not have an active	If no report at 12 months appears in red			
22206	LARNACA	03/23/1972	Active	39	5	1	4	11.43%	37	46	0			N M	5		\$140.00	
Exc Award (06/30/2018, 06/30/2019, 06/30/2020)																		
51707	LARNACA FAMAGUSTA SALINA	05/29/1991	Active	73	5	10	-5	-6.41%	76	13	0		2	N	0		\$1,130.00	
Exc Award (06/30/2017, 06/30/2018, 06/30/2020)																		
133807	Larnaca Liberty	02/08/2018	Active	38	6	4	2	5.56%	36	7	1			N	0		\$411.61	
Exc Award (06/30/2019, 06/30/2023, 06/30/2024)																		
22207	LIMASSOL	12/02/1970	Active	66	5	4	1	1.54%	65	21	1			N	13		\$254.05	
Exc Award (06/30/2016, 06/30/2017, 06/30/2020)																		
54446	LIMASSOL AMATHUS-NEAPOLI	05/10/1993	Active(1)	19	3	3	0	0.00%	26	41	0		2	N SC	7		\$20.00	
Exc Award (06/30/2017)																		
119302	LIMASSOL APHRODITE	05/07/2013	Active	13	0	0	0	0.00%	16		0			N	1		\$220.00	
Exc Award (06/30/2016, 06/30/2019, 06/30/2020)																		
45424	LIMASSOL COEUR DE LION	10/04/1985	Active	11	2	6	-4	-26.67%	15	5	1		3	M,VP	1		\$500.00	
Exc Award (06/30/2016, 06/30/2020, 06/30/2024)																		
138198	Limassol Fraternite	05/22/2019	Active	22	5	0	5	29.41%	20		0			R	0		\$300.00	
Exc Award (06/30/2024)																		
87830	LIMASSOL PHOENICIAN	04/22/2005	Active	22	2	2	0	0.00%	23	12	0			N	6			
Exc Award (06/30/2018, 06/30/2020)																		
145802	Nea Michaniona Aineia	03/30/2021	Active	28	2	0	2	7.69%	26		2		5	R	1			
Exc Award (06/30/2022, 06/30/2023)																		
22208	NICOSIA	11/12/1954	Active	28	1	0	1	3.70%	28		1		2	R SC	4			
45165	NICOSIA ACROPOLIS STROVOLOS	06/17/1985	Active	15	0	0	0	0.00%	15		0		4	N	1			
28233	NICOSIA COSMOPOLITAN	03/29/1974	Active	25	0	4	-4	-13.79%	35	13	0			N	3		\$200.00	
Exc Award (06/30/2018, 06/30/2019, 06/30/2020)																		
134629	Nicosia Kyrenia Lioness	05/08/2018	Active	20	1	3	-2	-9.09%	22	16	0			R SC	0		\$200.00	
Exc Award (06/30/2019, 06/30/2023)																		
54568	NICOSIA LEDA	06/08/1993	Active	22	0	3	-3	-12.00%	26	11	2		3	R	1			
Exc Award (06/30/2023)																		



# Club Health Assessment for District 117 B through May 2025

			Status	Membership							Reports					Finance		LCIF
Club Number	Club Name	Charter Date		Current Member Count	YTD Members Added	YTD Members Dropped	YTD Net Growth	YTD Net Growth%	Member Count 12 Months Ago	Avg. length of service for dropped members	Months Since Last MMR ***	Yrs. Since Last Officer Report	President Rotation	Vice President Reported ****	Months Since Last Activity Report ***	Account Balance	Donations for current Fiscal Year	
			Number of times on status quo within last two years	If below 15 members appears				If net loss is greater than 20% appears			If no report in 3 months appears in	When more than one year appears in	Number of repeat terms	Notes the officers that do not have an active	If no report at 12 months appears in red			
51177	NICOSIA METROPOLITAN	01/07/1991	Active	2	0	0	0	0.00%	2		9		11	VP	24+			
123483	Nicosia Onasagoras	11/07/2014	Active	48	1	8	-7	-12.73%	55	7	0			N	0		\$149.53	
	Exc Award (06/30/2017, 06/30/2018, 06/30/2020)																	
55072	NICOSIA WITHIN THE WALLS	11/29/1993	Active	28	2	0	2	7.69%	26		0			N	0		\$280.00	
134542	Pylaia Chortiatis Atrapos	04/27/2018	Active	2	0	0	0	0.00%	2		13		3	S,M,VP,SC	24+			
52644	SERRES STRIMONIAS	03/11/1992	Active	34	2	1	1	3.03%	32	7	1		4	R	15		\$50.00	
	Exc Award (06/30/2022)																	
43780	THESSALONIKI AGIOS DIMITRIOS	04/23/1984	Active	22	4	3	1	4.76%	21	9	0			IP	0		\$236.37	
	Exc Award (06/30/2017, 06/30/2018, 06/30/2020)																	
49155	THESSALONIKI ARISTOTELIS	01/12/1989	Active	15	0	0	0	0.00%	15		13			IP	12			
	Exc Award (06/30/2016, 06/30/2017, 06/30/2020)																	
32870	THESSALONIKI CENTER	10/06/1976	Active	10	0	0	0	0.00%	10		2		17	M,VP,SC	1			
	Exc Award (06/30/2018, 06/30/2021)																	
52425	THESSALONIKI EGNATIA	01/21/1992	Active	10	1	0	1	11.11%	9		0		3	R	13		\$267.22	
	Exc Award (06/30/2016, 06/30/2017, 06/30/2020)																	
78277	THESSALONIKI HERAKLEA	02/18/2004	Active	26	11	21	-10	-27.78%	36	3	0		2	N	1		\$240.00	
	Exc Award (06/30/2017, 06/30/2019, 06/30/2020)																	
22199	THESSALONIKI HOST	04/27/1955	Active	5	0	1	-1	-16.67%	6	8	2		None	P,M,VP,SC	24		\$400.00	
149458	Thessaloniki Hypatia	12/29/2021	Active(1)	53	25	4	21	65.63%	32	3	0		3	N	1		\$350.00	
151550	Thessaloniki Irida	06/29/2022	Cancelled(6*)	0	0	0	0	0.00%	1		11	1	None	P,S,T,M,VP SC	N/R			
48674	THESSALONIKI MACEDONIA	06/07/1988	Active	12	0	0	0	0.00%	12		10		5	R	2			
	Exc Award (06/30/2017, 06/30/2018, 06/30/2020)																	
108130	THESSALONIKI MEGAS ALEXANDROS	04/26/2010	Active	13	0	1	-1	-7.14%	14	3	0		3	R	4			
	Exc Award (06/30/2016, 06/30/2022)																	
36495	THESSALONIKI METROPOLITAN	01/31/1979	Active	6	0	4	-4	-40.00%	8	4	1			R	16			
	Exc Award (06/30/2021)																	
48123	THESSALONIKI OLYMPIAS	02/04/1988	Active	14	1	10	-9	-39.13%	23	5	0			N	3		\$54.02	



## Club Health Assessment for District 117 B through May 2025

INTERNATIONAL

Club Number	Club Name	Charter Date	Status	Membership						Reports				Finance	LCIF		
				Current Member Count	YTD Members Added	YTD Members Dropped	YTD Net Growth	YTD Net Growth%	Member Count 12 Months Ago	Avg. length of service for dropped members	Months Since Last MMR ***	Yrs. Since Last Officer Report	President Rotation	Vice President Reported ****	Months Since Last Activity Report ***	Account Balance	Donations for current Fiscal Year
			Number of times on status quo within last two years	If below 15 members appears				If net loss is greater than 20% appears			If no report in 3 months appears in	When more than one year appears in	Number of repeat terms	Notes the officers that do not have an active	If no report at 12 months appears in red		
Exc Award (06/30/2016, 06/30/2017, 06/30/2020)	48124 THESSALONIKI PHILIPPOS	02/04/1988	Active	0	0	3	-3	-100.00%	4	3	5		None	P,S,T,M,VP SC	2		
Exc Award (06/30/2016, 06/30/2018)	82323 THESSALONIKI THERMAIS	05/13/2004	Active(1)	7	1	0	1	16.67%	6		2			R M	2		\$20.00
22202 THESSALONIKI WHITE TOWER		09/08/1971	Active	20	0	2	-2	-9.09%	24	19	5			N	17		\$150.00
Exc Award (06/30/2017)	128195 Ypsonas Hliaktida Koyrion	06/30/2016	Active	35	10	0	10	40.00%	22		0			N	0		\$840.00
Exc Award (06/30/2018, 06/30/2021, 06/30/2020)																	

Clubs Cancelled Previous Fiscal Year – Clubs Cancelled within last 12 months may be reinstated

Club Number	Club Name	Charter Date	Current Status*	Cancellation Date
52643	KOZANI ELIMIA	03/11/1992	Cancelled(8*)	12/29/2023
30891	PAPHOS	06/06/1975	Cancelled(8*)	12/29/2023
108357	PAPHOS AGAPINOR	05/21/2010	Cancelled(8*)	12/29/2023
124134	Thermaikos Amphipolis	02/05/2015	Cancelled(8*)	06/29/2024
29150	VERIA	04/12/1974	Cancelled(8*)	01/29/2024

Current Total Clubs Count	YTD New Clubs Count	YTD Cancelled Clubs Count	YTD Net Club Gain	Current Total Members Count	YTD Add	YTD Drop	YTD Net Growth	YTD Net Growth %	Member Count 12 Months Ago	Average Member Count Per Club	% of Clubs with less than 20 members	% No MMR in 3 Months	% No Officer Report in 12 Months	% of Clubs with balance 90+ days	Number of Clubs in Status Quo	% Status Quo Clubs in Financial Suspension	Number of Cancelled Clubs	Average Cancelled Club Age	Members Lost Due to Cancellation	% of Clubs Cancelled for Non-Financial Reasons
48	1	2	-1	1,095	158	162	-4	-0.36%	1,120	23	44%	25%	0%	0%	0	0%	2	94	0	-150%

\* - P - Priority Club. Cancellation Reasons: 1-Objectives/conduct, 2-Non-active club, 5-Non-existing club, 6-Disbanding, 7-Merger, 8-Financial Suspension, 9-District/Multiple District Dues.

\*\* - Abbreviation: P-President, S-Secretary, T-Treasurer, M-Member Chairperson, VP-First Vice President, MC-Communications Chairperson, SC-Service Chairperson

\*\*\* - Abbreviation: N/R - Never reported using the Lions Clubs website, N/A - Not applicable, No password registered for the Lions Clubs website.

\*\*\*\* - Abbreviation: N - New, IP - Immediate Past, R - Repeat.



# Club Health Assessment for District 118 T through May 2025

			Status	Membership						Reports					Finance		LCIF
Club Number	Club Name	Charter Date		Current Member Count	YTD Members Added	YTD Members Dropped	YTD Net Growth	YTD Net Growth%	Member Count 12 Months Ago	Avg. length of service for dropped members	Months Since Last MMR ***	Yrs. Since Last Officer Report	President Rotation	Vice President Reported ****	Months Since Last Activity Report ***	Account Balance	Donations for current Fiscal Year
			Number of times on status quo within last two years	If below 15 members appears				If net loss is greater than 20% appears			If no report in 3 months appears in	When more than one year appears in	Number of repeat terms	Notes the officers that do not have an active	If no report at 12 months appears in red		
Clubs less than two years old																	
181982	Istanbul Maritime Specialty	04/22/2025	Newly Chartered	30	30	0	30	100.00%	0		0			N SC	N/A		
Clubs more than two years old																	
149227	Bebek	12/05/2021	Active	22	3	4	-1	-4.35%	22	2	0			N	2		
Exc Award (06/30/2022, 06/30/2023, 06/30/2024)																	
22213	ISTANBUL	05/06/1963	Active	38	9	0	9	31.03%	29		2			N	3		\$580.00
Exc Award (06/30/2016, 06/30/2017, 06/30/2024)																	
50320	ISTANBUL AKATLAR	03/20/1990	Active	22	2	0	2	10.00%	20		0		2	N	4		\$220.00
Exc Award (06/30/2016, 06/30/2018, 06/30/2024)																	
144399	Istanbul Baris	12/22/2020	Active	8	1	4	-3	-27.27%	10	4	1		None	R P	7		
Exc Award (06/30/2024)																	
52275	ISTANBUL CIRAGAN	12/16/1991	Active	18	1	0	1	5.88%	18		0		2	R	1		\$170.00
Exc Award (06/30/2017, 06/30/2018, 06/30/2024)																	
22219	ISTANBUL ETILER	06/30/1971	Active	7	0	2	-2	-22.22%	11	25	5		3	R S,M	9		
Exc Award (06/30/2016, 06/30/2018, 06/30/2024)																	
52772	ISTANBUL FULYA	03/27/1992	Active	17	1	6	-5	-22.73%	22	12	0			N P	0		\$326.00
Exc Award (06/30/2016, 06/30/2019, 06/30/2024)																	
22220	ISTANBUL HARBIYE	12/07/1967	Active	26	7	0	7	36.84%	19		0			N	0		\$1,889.00
Exc Award (06/30/2016, 06/30/2017, 06/30/2024)																	
86090	ISTANBUL KABATAS	04/04/2005	Active	21	6	0	6	40.00%	15		3		2	N S	2	90+ Days	\$126.00
Exc Award (06/30/2016, 06/30/2022, 06/30/2024)																	
31076	ISTANBUL KARAKOY	07/07/1975	Active	15	1	1	0	0.00%	15	31	0		2	R M	0		\$162.00
Exc Award (06/30/2017, 06/30/2023)																	
57385	ISTANBUL KULTUR	09/25/1995	Active	18	2	0	2	12.50%	16		2			R M	0		\$77.00
Exc Award (06/30/2018, 06/30/2023)																	
32443	ISTANBUL MACKA	06/16/1976	Active	23	3	1	2	9.52%	21	6	0			VP	3	90+ Days	\$50.00
Exc Award (06/30/2017, 06/30/2019, 06/30/2024)																	
60536	ISTANBUL MASLAK	03/20/1998	Active	17	1	2	-1	-5.56%	17	1	1			N	0	90+ Days	\$176.00



# Club Health Assessment for District 118 T through May 2025

			Status	Membership							Reports					Finance		LCIF
Club Number	Club Name	Charter Date		Current Member Count	YTD Members Added	YTD Members Dropped	YTD Net Growth	YTD Net Growth%	Member Count 12 Months Ago	Avg. length of service for dropped members	Months Since Last MMR ***	Yrs. Since Last Officer Report	President Rotation	Vice President Reported ****	Months Since Last Activity Report ***	Account Balance	Donations for current Fiscal Year	
			Number of times on status quo within last two years	If below 15 members appears				If net loss is greater than 20% appears			If no report in 3 months appears in	When more than one year appears in	Number of repeat terms	Notes the officers that do not have an active	If no report at 12 months appears in red			
Exc Award (06/30/2018, 06/30/2021, 06/30/2022)	35811 ISTANBUL MECIDIYEKOY	06/26/1978	Active	27	2	1	1	3.85%	26	46	1			N M	0			
Exc Award (06/30/2016, 06/30/2018, 06/30/2022)	22224 ISTANBUL NISANTAS	12/07/1967	Active	11	2	0	2	22.22%	11		0			N SC	8		\$800.00	
Exc Award (06/30/2016, 06/30/2018, 06/30/2022)	50657 ISTANBUL ORTA KOY	06/12/1990	Active	15	0	0	0	0.00%	15		8		2	R SC	4		\$110.00	
Exc Award (06/30/2020, 06/30/2021, 06/30/2022)	108227 ISTANBUL PERA	04/26/2010	Active	17	6	1	5	41.67%	12	11	0			N	7		\$340.00	
Exc Award (06/30/2016, 06/30/2023)	52257 ISTANBUL RIHTIM KARAKOY	12/13/1991	Active	30	0	4	-4	-11.76%	33	10	0			N VP	0		\$260.00	
Exc Award (06/30/2016, 06/30/2017, 06/30/2022)	52871 ISTANBUL SAMANYOLU	04/14/1992	Active	21	1	0	1	5.00%	20		3			N	2		\$147.00	
Exc Award (06/30/2017, 06/30/2018, 06/30/2022)	22225 ISTANBUL SISLI	02/23/1973	Active(2)	17	0	0	0	0.00%	17		13			M,VP,SC	9			
Exc Award (06/30/2016, 06/30/2018, 06/30/2022)	52298 ISTANBUL TARABYA	12/16/1991	Active	23	25	33	-8	-25.81%	25	6	0			N	2	90+ Days	\$1,038.53	
Exc Award (06/30/2016, 06/30/2017, 06/30/2022)	33572 ISTANBUL TESVIKIYE	03/22/1977	Active	9	3	0	3	50.00%	10		7			VP,SC	0		\$90.00	
Exc Award (06/30/2016, 06/30/2018, 06/30/2022)	52258 ISTANBUL TOPAGACI	12/12/1991	Active	20	1	3	-2	-9.09%	26	18	0			M,VP	0		\$260.00	
Exc Award (06/30/2016, 06/30/2017, 06/30/2022)	51675 ISTANBUL ULUS	05/14/1991	Active	30	0	1	-1	-3.23%	31	1	1		2	N	1		\$1,696.00	
Exc Award (06/30/2016, 06/30/2017, 06/30/2022)	51709 ISTANBUL YENI ETILER	05/29/1991	Active	16	0	1	-1	-5.88%	18	1	4		None	P,M,VP,SC	0			
Exc Award (06/30/2016, 06/30/2018, 06/30/2022)	52955 ISTANBUL YENI HARBIYE	04/24/1992	Active	36	2	0	2	5.88%	33		0			N	0		\$388.00	
Exc Award (06/30/2016, 06/30/2020, 06/30/2022)	52277 ISTANBUL YENI TAKSIM	12/16/1991	Active	17	0	0	0	0.00%	17		11		4	R	0			
Exc Award (06/30/2017, 06/30/2019, 06/30/2022)																		



# Club Health Assessment for District 118 T through May 2025

			Status	Membership							Reports					Finance	LCIF
Club Number	Club Name	Charter Date		Current Member Count	YTD Members Added	YTD Members Dropped	YTD Net Growth	YTD Net Growth%	Member Count 12 Months Ago	Avg. length of service for dropped members	Months Since Last MMR ***	Yrs. Since Last Officer Report	President Rotation	Vice President Reported ****	Months Since Last Activity Report ***	Account Balance	Donations for current Fiscal Year
			Number of times on status quo within last two years	If below 15 members appears				If net loss is greater than 20% appears			If no report in 3 months appears in	When more than one year appears in	Number of repeat terms	Notes the officers that do not have an active	If no report at 12 months appears in red		

Clubs Cancelled Previous Fiscal Year – Clubs Cancelled within last 12 months may be reinstated

Club Number				Club Name		Charter Date		Current Status*		Cancellation Date										
46969				ISTANBUL CAMLIK		02/24/1987		Cancelled(6*)		07/29/2023										
Current Total Clubs Count	YTD New Clubs Count	YTD Cancelled Clubs Count	YTD Net Club Gain	Current Total Members Count	YTD Add	YTD Drop	YTD Net Growth	YTD Net Growth %	Member Count 12 Months Ago	Average Member Count Per Club	% of Clubs with less than 20 members	% No MMR in 3 Months	% No Officer Report in 12 Months	% of Clubs with balance 90+ days	Number of Clubs in Status Quo	% Status Quo Clubs in Financial Suspension	Number of Cancelled Clubs	Average Cancelled Club Age	Members Lost Due to Cancellation	% of Clubs Cancelled for Non-Financial Reasons
28	1	0	1	571	109	64	45	8.56%	529	20	50%	29%	0%	14%	0	0%	0	0	0	0%

\* - P - Priority Club. Cancellation Reasons: 1-Objectives/conduct, 2-Non-active club, 5-Non-existing club, 6-Disbanding, 7-Merger, 8-Financial Suspension, 9-District/Multiple District Dues.

\*\* - Abbreviation: P-President, S-Secretary, T-Treasurer, M-Member Chairperson, VP-First Vice President, MC-Communications Chairperson, SC-Service Chairperson

\*\*\* - Abbreviation: N/R - Never reported using the Lions Clubs website, N/A - Not applicable, No password registered for the Lions Clubs website.

\*\*\*\* - Abbreviation: N - New, IP - Immediate Past, R - Repeat.





# Club Health Assessment for District 118 U through May 2025

			Status	Membership							Reports					Finance		LCIF
Club Number	Club Name	Charter Date		Current Member Count	YTD Members Added	YTD Members Dropped	YTD Net Growth	YTD Net Growth%	Member Count 12 Months Ago	Avg. length of service for dropped members	Months Since Last MMR ***	Yrs. Since Last Officer Report	President Rotation	Vice President Reported ****	Months Since Last Activity Report ***	Account Balance	Donations for current Fiscal Year	
			Number of times on status quo within last two years	If below 15 members appears				If net loss is greater than 20% appears			If no report in 3 months appears in	When more than one year appears in	Number of repeat terms	Notes the officers that do not have an active	If no report at 12 months appears in red			
Clubs less than two years old																		
179427	Adana Anavarza	11/20/2024	Active	21	21	0	21	100.00%	0		5			N	M,SC	0		
155878	Büyük Ortadogu	09/18/2023	Active	52	4	1	3	6.12%	49	30	1			N		14		
	Exc Award (06/30/2024)																	
171865	Mersin Iyilik Cemberi	06/03/2024	Active	13	0	9	-9	-40.91%	0	1	5		2		M,VP,SC	7		
179776	Ordu Kulubu	11/25/2024	Active	45	55	10	45	100.00%	0	0	0				S,M,VP,SC	3		
179426	Ordu Rusumat	11/04/2024	Active	26	37	11	26	100.00%	0	0	0			N	M,SC	1	\$370.00	
179428	Yuregir Vizyon	11/25/2024	Active	25	25	0	25	100.00%	0		6			N	M,SC	N/A		
Clubs more than two years old																		
35223	ADANA	03/13/1978	Active	46	5	0	5	12.20%	45		1			IP		1	\$1,030.00	
	Exc Award (06/30/2017, 06/30/2019, 06/30/20																	
52203	ADANA BESOCAK	12/02/1991	Active	26	1	2	-1	-3.70%	27	27	0			N	M,SC	5	\$385.00	
	Exc Award (06/30/2019, 06/30/2020, 06/30/20																	
143187	ADANA GAZIPASA ELIT	10/07/2020	Active	30	3	4	-1	-3.23%	31	3	0			N	VP	3	\$150.00	
	Exc Award (06/30/2021, 06/30/2022)																	
47967	ADANA SEYHAN	12/22/1987	Active	24	6	1	5	26.32%	22	5	1			N		3		
	Exc Award (06/30/2016, 06/30/2018, 06/30/20																	
66513	ADANA TASKOPRU	07/16/2002	Active(1)	16	2	1	1	6.67%	16	3	4		2	N		6		
	Exc Award (06/30/2017, 06/30/2018, 06/30/20																	
52232	ADANA YENI BARAJ	12/09/1991	Active	15	0	0	0	0.00%	15		12		4	N	M,SC	2		
	Exc Award (06/30/2017, 06/30/2022)																	
127012	Adana Ziyapasa	03/10/2016	Active	16	1	1	0	0.00%	12	2	1			N	SC	1	\$80.00	
	Exc Award (06/30/2024)																	
22209	ANKARA	12/09/1965	Active	20	0	0	0	0.00%	20		20	1	None		P,S,T,M,VP SC	4		
82597	ANKARA AKYURT	06/15/2004	Active	19	7	6	1	5.56%	17	5	2			N	M	0		
	Exc Award (06/30/2020)																	
151272	Ankara Anadolu	06/14/2022	Active	90	83	2	81	900.00%	12	3	0			N		2		
	Exc Award (06/30/2023)																	



# Club Health Assessment for District 118 U through May 2025

			Status	Membership							Reports					Finance		LCIF
Club Number	Club Name	Charter Date		Current Member Count	YTD Members Added	YTD Members Dropped	YTD Net Growth	YTD Net Growth%	Member Count 12 Months Ago	Avg. length of service for dropped members	Months Since Last MMR ***	Yrs. Since Last Officer Report	President Rotation	Vice President Reported ****	Months Since Last Activity Report ***	Account Balance	Donations for current Fiscal Year	
			Number of times on status quo within last two years	If below 15 members appears				If net loss is greater than 20% appears			If no report in 3 months appears in	When more than one year appears in	Number of repeat terms	Notes the officers that do not have an active	If no report at 12 months appears in red			
115848	ANKARA ANGORA	01/10/2012	Active	27	0	0	0	0.00%	26		10			N	3			
	Exc Award (06/30/2017, 06/30/2018, 06/30/20																	
53367	ANKARA ANITTEPE	06/11/1992	Active	19	3	0	3	18.75%	18		1			N	0		\$593.00	
	Exc Award (06/30/2020, 06/30/2021, 06/30/20																	
37369	Ankara Atakule	06/20/1979	Active	35	28	8	20	133.33%	15	1	0			R	SC	0		
	Exc Award (06/30/2016, 06/30/2017, 06/30/20																	
52193	ANKARA ATAPARK	11/25/1991	Active	14	4	1	3	27.27%	10	1	1		2	N	M,VP	2	\$5.00	
	Exc Award (06/30/2017, 06/30/2024)																	
138503	Ankara Baskent	06/05/2019	Active	35	8	16	-8	-18.60%	44	4	0				VP	0	\$683.00	
	Exc Award (06/30/2020, 06/30/2022, 06/30/20																	
52522	ANKARA CAYYOLU	02/17/1992	Active	10	1	2	-1	-9.09%	11	7	0		2	N		3	\$100.00	
	Exc Award (06/30/2018, 06/30/2019, 06/30/20																	
117030	ANKARA CINAR	06/27/2012	Active(2)	17	1	2	-1	-5.56%	18	6	0		2	N	SC	0	\$100.00	
	Exc Award (06/30/2016, 06/30/2019, 06/30/20																	
52923	ANKARA CUKURCA	04/17/1992	Active	20	6	2	4	25.00%	16	4	0		None	R	P	0	\$190.00	
	Exc Award (06/30/2017)																	
41552	ANKARA DIKMEN	06/01/1982	Active	20	0	2	-2	-9.09%	24	6	4			N		3	\$560.00	
	Exc Award (06/30/2016, 06/30/2017, 06/30/20																	
88738	ANKARA EMEK	06/23/2005	Active(2)	12	4	0	4	50.00%	8		1			IP	M,SC	6		
44376	ANKARA ESAT	11/02/1984	Active(1)	0	0	14	-14	-100.00%	14	18	8		None		P,S,T,M,VP SC	3		
	Exc Award (06/30/2017, 06/30/2022)																	
47524	ANKARA GAZI CIFTLIGI	06/23/1987	Active(1)	17	0	6	-6	-26.09%	21	6	3			N		3		
	Exc Award (06/30/2024)																	
52538	ANKARA GUZELTEPE	02/18/1992	Active	19	2	0	2	11.76%	18		8			N	SC	2		
	Exc Award (06/30/2017, 06/30/2022)																	
32627	ANKARA KAVAKLIDERE	07/08/1976	Active(1)	7	0	5	-5	-41.67%	12	8	5			N	SC	3		
	Exc Award (06/30/2018, 06/30/2020, 06/30/20																	
124853	Ankara Kolej	05/14/2015	Active	18	0	1	-1	-5.26%	19	10	3				S,T,M,VP,SC	3	\$95.00	
	Exc Award (06/30/2017, 06/30/2021, 06/30/20																	



# Club Health Assessment for District 118 U through May 2025

			Status	Membership							Reports					Finance		LCIF
Club Number	Club Name	Charter Date		Current Member Count	YTD Members Added	YTD Members Dropped	YTD Net Growth	YTD Net Growth%	Member Count 12 Months Ago	Avg. length of service for dropped members	Months Since Last MMR ***	Yrs. Since Last Officer Report	President Rotation	Vice President Reported ****	Months Since Last Activity Report ***	Account Balance	Donations for current Fiscal Year	
			Number of times on status quo within last two years	If below 15 members appears				If net loss is greater than 20% appears			If no report in 3 months appears in	When more than one year appears in	Number of repeat terms	Notes the officers that do not have an active	If no report at 12 months appears in red			
52865	ANKARA KOROGLU	04/08/1992	Active	22	3	1	2	10.00%	19	3	1			VP	11		\$230.00	
	Exc Award (06/30/2017, 06/30/2020, 06/30/2024)																	
151273	Ankara Kugulu	06/14/2022	Active	19	2	0	2	11.76%	17		1			M,VP,SC	2		\$190.00	
38488	ANKARA MALTEPE	05/21/1980	Active(1)	43	3	2	1	2.38%	42	10	0			N	2		\$1,716.29	
	Exc Award (06/30/2017, 06/30/2018, 06/30/2024)																	
52331	ANKARA MOGAN	12/27/1991	Active	20	2	0	2	11.11%	18		0		2	M,VP,SC	1		\$200.00	
	Exc Award (06/30/2017, 06/30/2024)																	
138985	Ankara Yildiz	06/28/2019	Active	6	1	4	-3	-33.33%	11	5	0			N	T,SC	0		
	Exc Award (06/30/2022)																	
52357	ANTAKYA KISLASARAY	12/20/1991	Active	42	5	0	5	13.51%	35		0			R	0		\$390.00	
	Exc Award (06/30/2019, 06/30/2020, 06/30/2024)																	
120999	Antakya Orontes	12/19/2013	Active	19	3	3	0	0.00%	24	2	0			N	1		\$220.00	
	Exc Award (06/30/2017, 06/30/2019, 06/30/2024)																	
44377	GAZIANTEP	11/30/1984	Active	7	0	0	0	0.00%	7		17	1	None	P,S,T,M,VP SC	3			
	Exc Award (06/30/2017, 06/30/2024)																	
52288	GAZIANTEP SAHINBEY	12/16/1991	Active	22	0	3	-3	-12.00%	25	26	0			N	0			
	Exc Award (06/30/2017, 06/30/2018, 06/30/2024)																	
52647	ICEL PIRIREIS	03/02/1992	Active	21	6	1	5	31.25%	16	3	1			T,M,VP,SC	2		\$180.00	
	Exc Award (06/30/2018, 06/30/2020, 06/30/2024)																	
121868	Iskenderun Korfez	04/14/2014	Active	16	1	9	-8	-33.33%	24	8	5		None	P,S,T,M,VP SC	7			
	Exc Award (06/30/2018, 06/30/2019, 06/30/2024)																	
53510	MERSIN AKDENIZ	07/16/1992	Active	26	2	0	2	8.33%	24		2			N	0		\$230.00	
	Exc Award (06/30/2016, 06/30/2017, 06/30/2024)																	
124472	Mersin Babil	03/31/2015	Active	20	6	2	4	25.00%	17	5	1		2	N	SC	1		
	Exc Award (06/30/2018, 06/30/2019, 06/30/2024)																	
52289	MERSIN CAMLIBEL	12/16/1991	Active	24	9	9	0	0.00%	25	15	0			R	0		\$260.00	
	Exc Award (06/30/2016, 06/30/2017, 06/30/2024)																	
121635	Mersin Kilikya	03/21/2014	Active	16	0	2	-2	-11.11%	18	1	5		None	N	P	8	\$715.00	
	Exc Award (06/30/2017, 06/30/2018, 06/30/2024)																	



Club Health Assessment for District 118 U through May 2025

			Status	Membership							Reports					Finance	LCIF
Club Number	Club Name	Charter Date		Current Member Count	YTD Members Added	YTD Members Dropped	YTD Net Growth	YTD Net Growth%	Member Count 12 Months Ago	Avg. length of service for dropped members	Months Since Last MMR ***	Yrs. Since Last Officer Report	President Rotation	Vice President Reported ****	Months Since Last Activity Report ***	Account Balance	Donations for current Fiscal Year
			Number of times on status quo within last two years	If below 15 members appears						If net loss is greater than 20% appears	If no report in 3 months appears in	When more than one year appears in	Number of repeat terms	Notes the officers that do not have an active	If no report at 12 months appears in red		
141939	Mersin Marina	06/26/2020	Active	10	4	1	3	42.86%	7	3	0			P,VP,SC	0		\$80.00
Exc Award (06/30/2024)																	
150717	Mersin Sa?i?kl? Ya?am ?htisas	04/29/2022	Active(1)	14	6	1	5	55.56%	9	3	0		2	M,VP,SC	9		
129962	Mersin Yenisehir	02/08/2017	Active	16	0	1	-1	-5.88%	20	1	0			N	7		\$160.00
Exc Award (06/30/2018, 06/30/2019, 06/30/20																	
46251	SAMSUN	05/27/1986	Active	9	7	4	3	50.00%	7	0	0		None	R	P,SC	4	
Exc Award (06/30/2018)																	
84852	SAMSUN ATAKUM	02/17/2005	Active	13	1	3	-2	-13.33%	15	1	1		None	R	P	3	\$130.00
Exc Award (06/30/2020, 06/30/2024)																	
52333	TARSUS ANIT	12/23/1991	Active	32	1	0	1	3.23%	31		0			N	2		
Exc Award (06/30/2018, 06/30/2019, 06/30/20																	
46077	TRABZON	04/28/1986	Active(2)	8	0	0	0	0.00%	8		1			N	T,SC	4	
Exc Award (06/30/2018, 06/30/2020)																	

Clubs Cancelled Previous Fiscal Year – Clubs Cancelled within last 12 months may be reinstated

Club Number	Club Name	Charter Date	Current Status*	Cancellation Date
58047	ADANA BUYUKSAAT	03/28/1996	Cancelled(6*)	07/29/2023
38190	ADANA TOROS	03/17/1980	Cancelled(6*)	01/29/2024
150833	Ankara Güven	05/19/2022	Cancelled(6*)	07/29/2023
46859	ANKARA ORTADOGU	01/12/1987	Cancelled(1*)	07/13/2023
97335	ANKARA UMITKOY	06/19/2006	Cancelled(6*)	06/29/2024
22212	CANKAYA	05/24/1971	Cancelled(6*)	01/29/2024

Current Total Clubs Count	YTD New Clubs Count	YTD Cancelled Clubs Count	YTD Net Club Gain	Current Total Members Count	YTD Add	YTD Drop	YTD Net Growth	YTD Net Growth %	Member Count 12 Months Ago	Average Member Count Per Club	% of Clubs with less than 20 members	% No MMR in 3 Months	% No Officer Report in 12 Months	% of Clubs with balance 90+ days	Number of Clubs in Status Quo	% Status Quo Clubs in Financial Suspension	Number of Cancelled Clubs	Average Cancelled Club Age	Members Lost Due to Cancellation	% of Clubs Cancelled for Non-Financial Reasons
53	4	0	4	1,179	369	153	216	22.43%	959	22	51%	30%	4%	0%	0	0%	0	0	0	0%



Club Health Assessment for District 118 U through May 2025

			Status	Membership							Reports					Finance	LCIF
Club Number	Club Name	Charter Date		Current Member Count	YTD Members Added	YTD Members Dropped	YTD Net Growth	YTD Net Growth%	Member Count 12 Months Ago	Avg. length of service for dropped members	Months Since Last MMR ***	Yrs. Since Last Officer Report	President Rotation	Vice President Reported ****	Months Since Last Activity Report ***	Account Balance	Donations for current Fiscal Year
			Number of times on status quo within last two years	If below 15 members appears				If net loss is greater than 20% appears			If no report in 3 months appears in	When more than one year appears in	Number of repeat terms	Notes the officers that do not have an active	If no report at 12 months appears in red		

\* - P - Priority Club. Cancellation Reasons: 1-Objectives/conduct, 2-Non-active club, 5-Non-existing club, 6-Disbanding, 7-Merger, 8-Financial Suspension, 9-District/Multiple District Dues.  
\*\* - Abbreviation: P-President, S-Secretary, T-Treasurer, M-Member Chairperson, VP-First Vice President, MC-Communications Chairperson, SC-Service Chairperson  
\*\*\* - Abbreviation: N/R - Never reported using the Lions Clubs website, N/A - Not applicable, No password registered for the Lions Clubs website.  
\*\*\*\* - Abbreviation: N - New, IP - Immediate Past, R - Repeat.



# Club Health Assessment for District 118 R through May 2025

			Status	Membership							Reports					Finance	LCIF
Club Number	Club Name	Charter Date		Current Member Count	YTD Members Added	YTD Members Dropped	YTD Net Growth	YTD Net Growth%	Member Count 12 Months Ago	Avg. length of service for dropped members	Months Since Last MMR ***	Yrs. Since Last Officer Report	President Rotation	Vice President Reported ****	Months Since Last Activity Report ***	Account Balance	Donations for current Fiscal Year
			Number of times on status quo within last two years	If below 15 members appears				If net loss is greater than 20% appears			If no report in 3 months appears in	When more than one year appears in	Number of repeat terms	Notes the officers that do not have appears in an active	If no report at 12 months red		
Clubs less than two years old																	
157754	Aydin Didyma	03/29/2024	Active	13	2	12	-10	-43.48%	25	5	0		2	T,M,VP,SC	0	90+ Days	\$180.00
157321	Bodrum Myndos	02/08/2024	Active	19	9	9	0	0.00%	20	0	0		2	M,VP,SC	7		
181437	Bodrum Yalikavak	04/11/2025	Newly Chartered	36	37	1	36	100.00%	0	0	0			M,VP,SC	N/R		
180788	Girne	02/25/2025	Active	39	39	0	39	100.00%	0		0			N	M,SC	1	90+ Days
172760	IZMIR ARTEMIS	07/24/2024	Active	24	51	27	24	100.00%	0	0	0			N		1	
172052	Izmir Cankaya	06/10/2024	Active	28	6	0	6	27.27%	0		3		2	R		1	
157361	Izmir Karsiyaka Flamingo	02/14/2024	Active	18	0	2	-2	-10.00%	25	1	0		2	R	SC	2	90+ Days
Exc Award (06/30/2024)																	
171679	Izmir Kordelya	05/31/2024	Active(1)	8	1	13	-12	-60.00%	20	1	4			N		9	
155676	Izmir Kultur	08/29/2023	Active	7	0	4	-4	-36.36%	11	1	6			M,VP,SC	N/R		
179969	Izmir Mavisehir Ata	01/30/2025	Active	23	23	0	23	100.00%	0		2			N	M,SC	N/R	90+ Days
156243	Manisa Akhisar	10/27/2023	Status Quo(2)	18	26	34	-8	-30.77%	26	1	1		3	S,T,M,VP,SC	4	90+ Days	
Clubs more than two years old																	
45166	ANTALYA	06/25/1985	Active(1)	20	2	0	2	11.11%	19		3			M,VP,SC	1		
Exc Award (06/30/2016, 06/30/2018, 06/30/20																	
140798	Antalya Aspendos	06/26/2020	Active	68	0	15	-15	-18.07%	85	2	0			M,VP,SC	5		
Exc Award (06/30/2024)																	
119275	ANTALYA DENIZ	05/02/2013	Active	8	2	0	2	33.33%	7		9			M,VP,SC	10		
Exc Award (06/30/2016, 06/30/2017, 06/30/20																	
52866	ANTALYA FALEZ	04/14/1992	Active	35	5	2	3	9.38%	32	2	2			N	P	0	
Exc Award (06/30/2017, 06/30/2020)																	
52924	ANTALYA KONYAALTI	04/17/1992	Active	27	4	0	4	17.39%	21		0			N		0	
Exc Award (06/30/2019, 06/30/2024)																	
148269	Antalya Likya	09/15/2021	Active(1)	31	1	4	-3	-8.82%	34	3	5			S,M,VP,SC	24		
47261	ANTALYA-ALANYA	04/24/1987	Active	17	0	0	0	0.00%	17		7			M,VP,SC	8		
Exc Award (06/30/2016, 06/30/2022)																	



# Club Health Assessment for District 118 R through May 2025

			Status	Membership							Reports					Finance		LCIF
Club Number	Club Name	Charter Date		Current Member Count	YTD Members Added	YTD Members Dropped	YTD Net Growth	YTD Net Growth%	Member Count 12 Months Ago	Avg. length of service for dropped members	Months Since Last MMR ***	Yrs. Since Last Officer Report	President Rotation	Vice President Reported ****	Months Since Last Activity Report ***	Account Balance	Donations for current Fiscal Year	
			Number of times on status quo within last two years	If below 15 members appears				If net loss is greater than 20% appears			If no report in 3 months appears in	When more than one year appears in	Number of repeat terms	Notes the officers that do not have an active	If no report at 12 months appears in red			
38817	AYDIN	07/07/1980	Active	20	1	1	0	0.00%	20	44	0			R	P,VP	2		\$142.00
Exc Award (06/30/2016, 06/30/2017, 06/30/20																		
53202	AYDIN EFELER	06/01/1992	Active	29	0	0	0	0.00%	28		0				M,VP,SC	6		\$45.00
Exc Award (06/30/2016, 06/30/2017, 06/30/20																		
47361	BODRUM	05/21/1987	Active	27	0	2	-2	-6.90%	30	13	4		None		P,VP	1		\$280.00
Exc Award (06/30/2017, 06/30/2018, 06/30/20																		
96780	BODRUM MAUSOLEUM NEW CENTURY	03/29/2006	Active	19	2	1	1	5.56%	18	1	0			N	SC	2		
Exc Award (06/30/2017)																		
141905	Bodrum Pedesa	06/26/2020	Cancelled(8*)	0	0	2	-2	-100.00%	8	11	9	1	None		P,S,T,M,VP SC	16	90+ Days	
63174	BODRUM TURGUTREIS	05/16/2000	Active	16	0	1	-1	-5.88%	11	1	1				S,T,M,VP,SC	0		
Exc Award (06/30/2017, 06/30/2019, 06/30/20																		
150585	Çi?li Ata?ehir	04/23/2022	Active	19	2	1	1	5.56%	19	3	3			N	M	17	90+ Days	
53180	DENIZLI CINAR	05/27/1992	Active	27	0	0	0	0.00%	28		0			R	SC	1		\$270.00
Exc Award (06/30/2016, 06/30/2018, 06/30/20																		
22227	IZMIR	10/23/1965	Active	7	0	0	0	0.00%	9		11		3	R	SC	3		\$50.00
Exc Award (06/30/2018)																		
59819	IZMIR 9 EYLUL	06/30/1997	Status Quo(1)	16	0	0	0	0.00%	15		0				M,VP,SC	1	90+ Days	
Exc Award (06/30/2016, 06/30/2017, 06/30/20																		
52925	IZMIR AGORA	04/20/1992	Active	32	5	3	2	6.67%	31	1	0			N	SC	0		
Exc Award (06/30/2018, 06/30/2019, 06/30/20																		
127708	Izmir Alaybey	06/02/2016	Active(2)	9	1	5	-4	-30.77%	13	3	4				VP	8	90+ Days	
Exc Award (06/30/2018, 06/30/2022)																		
29527	IZMIR ALSANCAK	06/12/1974	Active	38	6	2	4	11.76%	35	24	0			N		2		
Exc Award (06/30/2019, 06/30/2020, 06/30/20																		
55069	IZMIR ATA KENT	11/24/1993	Active	0	0	10	-10	-100.00%	12	20	0		None		P,S,T,M,VP SC	19	90+ Days	
Exc Award (06/30/2016, 06/30/2020)																		
52504	IZMIR BAHAR	02/12/1992	Active	36	2	2	0	0.00%	36	19	0				M,VP,SC	0		\$270.00
Exc Award (06/30/2016, 06/30/2017, 06/30/20																		





# Club Health Assessment for District 118 R through May 2025

			Status	Membership						Reports					Finance		LCIF
Club Number	Club Name	Charter Date		Current Member Count	YTD Members Added	YTD Members Dropped	YTD Net Growth	YTD Net Growth%	Member Count 12 Months Ago	Avg. length of service for dropped members	Months Since Last MMR ***	Yrs. Since Last Officer Report	President Rotation	Vice President Reported ****	Months Since Last Activity Report ***	Account Balance	Donations for current Fiscal Year
			Number of times on status quo within last two years	If below 15 members appears				If net loss is greater than 20% appears			If no report in 3 months appears in	When more than one year appears in	Number of repeat terms	Notes the officers that do not have an active	If no report at 12 months appears in red		
111364	IZMIR BAYRAKLI SMYRNA	06/13/2011	Active(1)	22	2	0	2	10.00%	20		5			N	12		
	Exc Award (06/30/2016, 06/30/2019, 06/30/20																
133610	Izmir Belkahve Bornova	01/17/2018	Active(1)	9	1	5	-4	-30.77%	13	1	4		2	R	11		
	Exc Award (06/30/2019, 06/30/2020, 06/30/20																
45168	IZMIR BOSTANLI	06/25/1985	Active	17	0	1	-1	-5.56%	18	1	3			N	SC	14	
	Exc Award (06/30/2016, 06/30/2017, 06/30/20																
46861	IZMIR BUCA	01/30/1987	Active	17	2	3	-1	-5.56%	18	3	0				VP,SC	0	
	Exc Award (06/30/2017, 06/30/2020, 06/30/20																
68919	IZMIR CESME METROPOLIS	06/10/2003	Active	18	0	3	-3	-14.29%	31	2	0			N		2	
	Exc Award (06/30/2016, 06/30/2017, 06/30/20																
61985	IZMIR CUMHURIYET IDEAL	05/20/1999	Active	7	0	0	0	0.00%	9		11		2	R	P,M,SC	7	
	Exc Award (06/30/2019)																
52694	IZMIR DAMLACIK	03/18/1992	Active	12	4	0	4	50.00%	7		1				M,VP,SC	1	
	Exc Award (06/30/2016)																
136349	Izmir Efes	09/10/2018	Active(1)	17	3	0	3	21.43%	17		1			N	SC	1	
	Exc Award (06/30/2024)																
55828	IZMIR EGE P	06/10/1994	Active	17	2	3	-1	-5.56%	18	6	0		3		VP,SC	1	
	Exc Award (06/30/2016, 06/30/2017, 06/30/20																
154149	Izmir Elit	04/11/2023	Active(1)	15	4	6	-2	-11.76%	14	1	0				VP,SC	2	
152187	Izmir Galen	08/26/2022	Active	21	0	2	-2	-8.70%	22	6	0			N		0	\$380.00
52505	IZMIR GOZTEPE	02/12/1992	Active	0	0	17	-17	-100.00%	17	24	0		None		P,S,T,M,VP SC	13	
	Exc Award (06/30/2018, 06/30/2019)																
121892	Izmir Gundogdu	04/17/2014	Active	38	8	5	3	8.57%	35	16	1			N		1	90+ Days
	Exc Award (06/30/2016, 06/30/2017, 06/30/20																
38191	IZMIR GUNES	03/07/1980	Active(1)	16	4	1	3	23.08%	14	2	0			N		3	
	Exc Award (06/30/2016, 06/30/2017)																
151357	Izmir Guzelbahce Sahil	06/20/2022	Active	11	2	2	0	0.00%	11	2	0				M,VP,SC	14	
33237	IZMIR GUZELYALI HATAY	01/19/1977	Active	22	1	1	0	0.00%	22	1	3			R		6	
	Exc Award (06/30/2017, 06/30/2019, 06/30/20																



# Club Health Assessment for District 118 R through May 2025

			Status	Membership							Reports					Finance		LCIF
Club Number	Club Name	Charter Date		Current Member Count	YTD Members Added	YTD Members Dropped	YTD Net Growth	YTD Net Growth%	Member Count 12 Months Ago	Avg. length of service for dropped members	Months Since Last MMR ***	Yrs. Since Last Officer Report	President Rotation	Vice President Reported ****	Months Since Last Activity Report ***	Account Balance	Donations for current Fiscal Year	
			Number of times on status quo within last two years	If below 15 members appears				If net loss is greater than 20% appears			If no report in 3 months appears in	When more than one year appears in	Number of repeat terms	Notes the officers that do not have an active	If no report at 12 months red			
108984	IZMIR IMBAT	08/06/2010	Active	19	2	1	1	5.56%	17	1	2		2	N	5	90+ Days		
	Exc Award (06/30/2016, 06/30/2018)																	
52867	IZMIR KAHRAMANLAR	04/14/1992	Active(1)	24	4	4	0	0.00%	17	3	0			M,VP,SC	1			
	Exc Award (06/30/2017, 06/30/2020)																	
28201	IZMIR KARSIYAKA	03/19/1974	Active	22	4	3	1	4.76%	23	7	3			VP	0			
140289	Izmir Karsiyaka Mavisehir	12/02/2019	Active	27	1	5	-4	-12.90%	32	1	4		2	R	4			
	Exc Award (06/30/2021, 06/30/2022, 06/30/2023)																	
111297	IZMIR KEMALPASA	06/02/2011	Active(1)	17	2	0	2	13.33%	15		0		2	M,VP,SC	2			
38346	IZMIR KONAK	04/07/1980	Active	11	1	0	1	10.00%	10		1			M,VP,SC	10			
	Exc Award (06/30/2017, 06/30/2018, 06/30/2019)																	
32966	IZMIR KORDON	11/04/1976	Active	25	3	1	2	8.70%	24	45	4			N M	1			
	Exc Award (06/30/2017, 06/30/2021)																	
136669	Izmir Korfez	10/29/2018	Active	15	0	3	-3	-16.67%	28	4	4			M,VP,SC	17			
	Exc Award (06/30/2020, 06/30/2021)																	
135061	Izmir Kulturpark	06/05/2018	Active	15	0	2	-2	-11.76%	17	6	9			N VP	1			
136949	Izmir Lozan	12/11/2018	Active	24	1	4	-3	-11.11%	25	2	0			N M	0			
	Exc Award (06/30/2020, 06/30/2022, 06/30/2023)																	
115583	IZMIR MERSINLI	11/16/2011	Active	6	0	0	0	0.00%	6		15			M,VP,SC	2			
	Exc Award (06/30/2016, 06/30/2017, 06/30/2019)																	
52770	IZMIR MIMAR SINAN	03/27/1992	Active	9	0	4	-4	-30.77%	14	4	1			P,T,M,VP	6			
	Exc Award (06/30/2017)																	
125939	IZMIR PERGAMON	12/04/2015	Active	33	10	4	6	22.22%	22	1	2			N SC	3			
	Exc Award (06/30/2018, 06/30/2020, 06/30/2021)																	
63223	IZMIR PHOKAIA	05/26/2000	Active	16	5	0	5	45.45%	11		0			N SC	1			
	Exc Award (06/30/2016, 06/30/2017, 06/30/2019)																	
122028	Izmir Tarihi Kemeralti	04/30/2014	Active(1)	12	1	1	0	0.00%	14	2	0			N SC	0			
	Exc Award (06/30/2017, 06/30/2019)																	
122178	Izmir Teos	05/09/2014	Active	35	13	3	10	40.00%	26	1	1			N	5			
	Exc Award (06/30/2017, 06/30/2019, 06/30/2020)																	



## Club Health Assessment for District 118 R through May 2025

			Status	Membership							Reports					Finance		LCIF
Club Number	Club Name	Charter Date		Current Member Count	YTD Members Added	YTD Members Dropped	YTD Net Growth	YTD Net Growth%	Member Count 12 Months Ago	Avg. length of service for dropped members	Months Since Last MMR ***	Yrs. Since Last Officer Report	President Rotation	Vice President Reported ****	Months Since Last Activity Report ***	Account Balance	Donations for current Fiscal Year	
			Number of times on status quo within last two years	If below 15 members appears				If net loss is greater than 20% appears			If no report in 3 months appears in	When more than one year appears in	Number of repeat terms	Notes the officers that do not have an active	If no report at 12 months appears in red			
52868	IZMIR UMIT	04/15/1992	Active	20	2	2	0	0.00%	20	6	0		2	M,VP,SC	8		\$201.00	
	Exc Award (06/30/2016, 06/30/2018, 06/30/2020)																	
127757	Izmir Yali	06/29/2016	Active	7	1	2	-1	-12.50%	8	3	3			N	0			
	Exc Award (06/30/2022)																	
36999	IZMIR YAMANLAR	04/26/1979	Active(1)	11	7	24	-17	-60.71%	16	3	1			N	18			
	Exc Award (06/30/2016, 06/30/2019, 06/30/2020)																	
62799	IZMIR-URLA 2000	02/17/2000	Active	16	0	0	0	0.00%	16		8			N	24+			
	Exc Award (06/30/2019, 06/30/2024)																	
49328	KUSADASI AYDIN	03/21/1989	Status Quo(2)	14	0	0	0	0.00%	14		18		8	T,M,VP,SC	24+	90+ Days		
	Exc Award (06/30/2016)																	
65245	MANISA SPIL	04/16/2002	Active(1)	5	0	0	0	0.00%	5		11	1	None	P,S,T,M,VP SC	24+			
	Exc Award (06/30/2016, 06/30/2021)																	

Clubs Cancelled Previous Fiscal Year – Clubs Cancelled within last 12 months may be reinstated

Club Number	Club Name	Charter Date	Current Status*	Cancellation Date
134794	Izmir Karsiyaka Carsi	06/05/2018	Cancelled(8*)	06/29/2024

Current Total Clubs Count	YTD New Clubs Count	YTD Cancelled Clubs Count	YTD Net Club Gain	Current Total Members Count	YTD Add	YTD Drop	YTD Net Growth	YTD Net Growth %	Member Count 12 Months Ago	Average Member Count Per Club	% of Clubs with less than 20 members	% No MMR in 3 Months	% No Officer Report in 12 Months	% of Clubs with balance 90+ days	Number of Clubs in Status Quo	% Status Quo Clubs in Financial Suspension	Number of Cancelled Clubs	Average Cancelled Club Age	Members Lost Due to Cancellation	% of Clubs Cancelled for Non-Financial Reasons
70	4	1	3	1,376	317	265	52	3.93%	1,321	20	59%	37%	1%	17%	3	100%	1	10	2	-100%

\* - P - Priority Club. Cancellation Reasons: 1-Objectives/conduct, 2-Non-active club, 5-Non-existing club, 6-Disbanding, 7-Merger, 8-Financial Suspension, 9-District/Multiple District Dues.

\*\* - Abbreviation: P-President, S-Secretary, T-Treasurer, M-Member Chairperson, VP-First Vice President, MC-Communications Chairperson, SC-Service Chairperson

\*\*\* - Abbreviation: N/R - Never reported using the Lions Clubs website, N/A - Not applicable, No password registered for the Lions Clubs website.

\*\*\*\* - Abbreviation: N - New, IP - Immediate Past, R - Repeat.




# Club Health Assessment for District 118 K through May 2025

			Status	Membership							Reports					Finance		LCIF
Club Number	Club Name	Charter Date		Current Member Count	YTD Members Added	YTD Members Dropped	YTD Net Growth	YTD Net Growth%	Member Count 12 Months Ago	Avg. length of service for dropped members	Months Since Last MMR ***	Yrs. Since Last Officer Report	President Rotation	Vice President Reported ****	Months Since Last Activity Report ***	Account Balance	Donations for current Fiscal Year	
			Number of times on status quo within last two years	If below 15 members appears					If net loss is greater than 20% appears		If no report in 3 months appears in	When more than one year appears in	Number of repeat terms	Notes the officers that do not have an active	If no report at 12 months appears in red			
Clubs more than two years old																		
148656	Afyon Zafer	10/15/2021	Active	12	3	0	3	33.33%	10		0			N	0		\$195.00	
44215	BALIKESIR	08/29/1984	Active	22	1	1	0	0.00%	22	3	4			N	7			
47360	BANDIRMA BALIKESIR	05/21/1987	Active	32	0	0	0	0.00%	32		1		2	R M,SC	18			
Exc Award (06/30/2019, 06/30/2022, 06/30/2024)																		
22211	BURSA	11/10/1971	Active	33	5	5	0	0.00%	33	14	0		2	R	0		\$165.00	
Exc Award (06/30/2024)																		
119899	Bursa Ata	06/28/2013	Active	21	0	3	-3	-12.50%	20	2	0			N	1		\$270.00	
Exc Award (06/30/2022, 06/30/2023, 06/30/2024)																		
99085	BURSA BADEMLI	04/19/2007	Active	33	1	0	1	3.13%	32		4			M,VP,SC	1			
122099	Bursa Balat	05/20/2014	Active	19	3	1	2	11.76%	17	5	0			N	14			
Exc Award (06/30/2019, 06/30/2024)																		
36339	BURSA CEKIRGE	12/15/1978	Active	21	0	0	0	0.00%	21		13			IP M,SC	18		\$105.00	
Exc Award (06/30/2024)																		
51674	BURSA HISAR	05/13/1991	Active	20	2	1	1	5.26%	19	33	1			N	12			
Exc Award (06/30/2017)																		
51513	BURSA IPEK	04/09/1991	Active	8	0	0	0	0.00%	8		12		2	IP	15		\$40.00	
Exc Award (06/30/2021, 06/30/2023)																		
64015	BURSA KARAGOZ NEW CENTURY L C	02/23/2001	Active	15	0	1	-1	-6.25%	16	1	0			N	1			
Exc Award (06/30/2017, 06/30/2021, 06/30/2024)																		
59459	BURSA KOZA	05/07/1997	Active	38	0	0	0	0.00%	36		11			N	0		\$380.00	
Exc Award (06/30/2018, 06/30/2023, 06/30/2024)																		
60140	BURSA KUKURTLU	12/08/1997	Active	30	5	1	4	15.38%	37	2	0			N T	0			
Exc Award (06/30/2017, 06/30/2018, 06/30/2024)																		
51546	BURSA NILUFER	04/04/1991	Active	65	2	7	-5	-7.14%	71	24	0			N T,SC	1		\$326.79	
Exc Award (06/30/2018, 06/30/2019, 06/30/2024)																		
138328	Bursa Saglik Ihtisas	05/22/2019	Active	17	1	1	0	0.00%	17	2	2			M,VP,SC	N/A			
Exc Award (06/30/2023)																		



# Club Health Assessment for District 118 K through May 2025

			Status	Membership						Reports					Finance	LCIF	
Club Number	Club Name	Charter Date		Current Member Count	YTD Members Added	YTD Members Dropped	YTD Net Growth	YTD Net Growth%	Member Count 12 Months Ago	Avg. length of service for dropped members	Months Since Last MMR ***	Yrs. Since Last Officer Report	President Rotation	Vice President Reported ****	Months Since Last Activity Report ***	Account Balance	Donations for current Fiscal Year
			Number of times on status quo within last two years	If below 15 members appears				If net loss is greater than 20% appears			If no report in 3 months appears in	When more than one year appears in	Number of repeat terms	Notes the officers that do not have an active	If no report at 12 months appears in red		
44882	BURSA ULUDAG	04/16/1985	Active	20	2	0	2	11.11%	19		1			N	SC	1	\$170.00
	Exc Award (06/30/2017, 06/30/2022)																
46330	BURSA YESIL	06/05/1986	Active	28	2	0	2	7.69%	28		5			N		1	\$130.00
	Exc Award (06/30/2019, 06/30/2022, 06/30/2023)																
47525	CANAKKALE	06/23/1987	Active	22	2	1	1	4.76%	21	38	0			N		6	
	Exc Award (06/30/2017, 06/30/2021, 06/30/2022)																
35810	ESKISEHIR	06/01/1978	Active	13	0	0	0	0.00%	13		22				M,VP,SC	18	
	Exc Award (06/30/2022, 06/30/2023)																
82468	ESKISEHIR TEPEBASI	05/28/2004	Active	20	4	3	1	5.26%	20	1	2			N		1	\$260.00
	Exc Award (06/30/2017, 06/30/2022, 06/30/2023)																
48179	ESKISEHIR YUNUS EMRE	02/18/1988	Active	22	5	0	5	29.41%	17		6			N	SC	6	\$20.00
	Exc Award (06/30/2017)																
46250	GEMLIK	05/30/1986	Active(1)	23	4	2	2	9.52%	23	4	1		None	N	P,SC	1	90+ Days \$130.00
	Exc Award (06/30/2017, 06/30/2019, 06/30/2022)																
33739	GOLCUK	04/21/1977	Active(1)	10	1	0	1	11.11%	9		1			N	SC	1	\$63.00
	Exc Award (06/30/2017, 06/30/2019)																
51630	ZONGULDAK-KARADENIZ EREGLI ELI	05/03/1991	Active	22	0	0	0	0.00%	22		12		None	N	P,M,SC	5	\$204.00
	Exc Award (06/30/2016, 06/30/2017, 06/30/2022)																

Clubs Cancelled Previous Fiscal Year – Clubs Cancelled within last 12 months may be reinstated

Club Number	Club Name	Charter Date	Current Status*	Cancellation Date
101804	ESKISEHIR KOPRUBASI	04/11/2008	Cancelled(6*)	06/29/2024

Current Total Clubs Count	YTD New Clubs Count	YTD Cancelled Clubs Count	YTD Net Club Gain	Current Total Members Count	YTD Add	YTD Drop	YTD Net Growth	YTD Net Growth %	Member Count 12 Months Ago	Average Member Count Per Club	% of Clubs with less than 20 members	% No MMR in 3 Months	% No Officer Report in 12 Months	% of Clubs with balance 90+ days	Number of Clubs in Status Quo	% Status Quo Clubs in Financial Suspension	Number of Cancelled Clubs	Average Cancelled Club Age	Members Lost Due to Cancellation	% of Clubs Cancelled for Non-Financial Reasons
24	0	0	0	566	43	27	16	2.91%	563	24	29%	38%	0%	4%	0	0%	0	0	0	0%



Club Health Assessment for District 118 K through May 2025

			Status	Membership							Reports					Finance	LCIF
Club Number	Club Name	Charter Date		Current Member Count	YTD Members Added	YTD Members Dropped	YTD Net Growth	YTD Net Growth%	Member Count 12 Months Ago	Avg. length of service for dropped members	Months Since Last MMR ***	Yrs. Since Last Officer Report	President Rotation	Vice President Reported ****	Months Since Last Activity Report ***	Account Balance	Donations for current Fiscal Year
			Number of times on status quo within last two years	If below 15 members appears				If net loss is greater than 20% appears			If no report in 3 months appears in	When more than one year appears in	Number of repeat terms	Notes the officers that do not have an active	If no report at 12 months appears in red		

\* - P - Priority Club. Cancellation Reasons: 1-Objectives/conduct, 2-Non-active club, 5-Non-existing club, 6-Disbanding, 7-Merger, 8-Financial Suspension, 9-District/Multiple District Dues.  
\*\* - Abbreviation: P-President, S-Secretary, T-Treasurer, M-Member Chairperson, VP-First Vice President, MC-Communications Chairperson, SC-Service Chairperson  
\*\*\* - Abbreviation: N/R - Never reported using the Lions Clubs website, N/A - Not applicable, No password registered for the Lions Clubs website.  
\*\*\*\* - Abbreviation: N - New, IP - Immediate Past, R - Repeat.



# Club Health Assessment for District 118 E through May 2025

			Status	Membership							Reports					Finance		LCIF
Club Number	Club Name	Charter Date		Current Member Count	YTD Members Added	YTD Members Dropped	YTD Net Growth	YTD Net Growth%	Member Count 12 Months Ago	Avg. length of service for dropped members	Months Since Last MMR ***	Yrs. Since Last Officer Report	President Rotation	Vice President Reported ****	Months Since Last Activity Report ***	Account Balance	Donations for current Fiscal Year	
			Number of times on status quo within last two years	If below 15 members appears					If net loss is greater than 20% appears		If no report in 3 months appears in	When more than one year appears in	Number of repeat terms	Notes the officers that do not have an active	If no report at 12 months appears in red			
Clubs less than two years old																		
155556	Istanbul 100 Yil Akademi	08/30/2023	Cancelled(6*)	0	0	29	-29	-100.00%	28	1	6		None	P,S,T,M,VP SC	11		\$203.00	
Exc Award (06/30/2024)																		
157654	Istanbul Alkent 100 Yil	05/06/2024	Active	23	4	2	2	9.52%	21	0	0		2	R	1		\$418.00	
Exc Award (06/30/2024)																		
157331	Istanbul Anka 100 Yil	02/23/2024	Status Quo(1)	28	0	0	0	0.00%	29		11		None	P,S,T,M,VP SC	11	90+ Days		
Exc Award (06/30/2024)																		
157991	Kirklareli 100 Yil	04/22/2024	Active	11	0	12	-12	-52.17%	23	1	3			IP S,SC	0		\$184.00	
Exc Award (06/30/2024)																		
Clubs more than two years old																		
53117	AKIK	05/18/1992	Active	18	0	0	0	0.00%	18		2			VP	4		\$350.00	
Exc Award (06/30/2016, 06/30/2019, 06/30/20)																		
97123	BEYLIKDUZU	05/10/2006	Active	21	2	2	0	0.00%	22	1	1			N	0		\$152.00	
Exc Award (06/30/2018, 06/30/2019, 06/30/20)																		
127706	Büyükçekmece Albatros	05/31/2016	Active	12	2	1	1	9.09%	19	3	2			VP	1			
Exc Award (06/30/2018, 06/30/2022)																		
45931	CORLU	03/07/1986	Active	28	0	1	-1	-3.45%	29	1	0			N	2		\$228.00	
Exc Award (06/30/2018, 06/30/2020, 06/30/20)																		
127187	Edirne Kirkpinar	03/31/2016	Active	16	2	7	-5	-23.81%	21	4	0			N T,M,VP	11		\$148.00	
Exc Award (06/30/2018, 06/30/2022, 06/30/20)																		
134307	Istanbul 1923 Florya	04/04/2018	Status Quo(2)	11	2	0	2	22.22%	10		4			N	2	90+ Days		
Exc Award (06/30/2021)																		
58997	ISTANBUL ALIBEYKOY	01/10/1997	Active	24	5	3	2	9.09%	22	2	1			N	19		\$354.00	
Exc Award (06/30/2017, 06/30/2018, 06/30/20)																		
145834	Istanbul Anka	04/21/2021	Status Quo(1)	21	1	10	-9	-30.00%	30	2	1			N	6	90+ Days	\$312.00	
Exc Award (06/30/2022, 06/30/2023, 06/30/20)																		
38692	ISTANBUL ATA KOY	06/09/1980	Active	22	0	1	-1	-4.35%	23	13	4			N	2		\$272.00	
Exc Award (06/30/2017, 06/30/2019, 06/30/20)																		
50455	ISTANBUL AVCILAR	04/24/1990	Active	31	2	0	2	6.90%	29		0			N M	2		\$232.00	





# Club Health Assessment for District 118 E through May 2025

			Status	Membership						Reports					Finance		LCIF			
Club Number	Club Name	Charter Date		Current Member Count	YTD Members Added	YTD Members Dropped	YTD Net Growth	YTD Net Growth%	Member Count 12 Months Ago	Avg. length of service for dropped members	Months Since Last MMR ***	Yrs. Since Last Officer Report	President Rotation	Vice President Reported ****	Months Since Last Activity Report ***	Account Balance	Donations for current Fiscal Year			
			Number of times on status quo within last two years	If below 15 members appears					If net loss is greater than 20% appears					If no report in 3 months appears in	When more than one year appears in	Number of repeat terms	Notes the officers that do not have an active	If no report at 12 months appears in red		
Exc Award (06/30/2018, 06/30/2019, 06/30/2020)	122768 Istanbul Ayasofya	07/16/2014	Status Quo(1)	19	1	3	-2	-9.52%	22	7	1			N	0	90+ Days	\$608.00			
Exc Award (06/30/2017, 06/30/2018, 06/30/2020)	56424 ISTANBUL BAHCESEHIR	01/13/1995		Active(1)	4	0	4	-4	-50.00%	10	8	0			VP,SC	24+	90+ Days			
Exc Award (06/30/2018, 06/30/2021)	98234 ISTANBUL BAKIRKOY	01/02/2007	Active	17	6	1	5	41.67%	12	0	0		N	M	5	90+ Days	\$94.00			
Exc Award (06/30/2017, 06/30/2019, 06/30/2020)	143286 Istanbul Bendis	10/19/2020	Active	7	0	1	-1	-12.50%	8	1	6		N	M	11	90+ Days				
Exc Award (06/30/2021, 06/30/2024)	57476 ISTANBUL BOSFOR	11/07/1995	Active	22	1	0	1	4.76%	21		0		N	M	2		\$62.00			
Exc Award (06/30/2018, 06/30/2020, 06/30/2020)	29648 ISTANBUL CAGALOGLU	07/15/1974	Active	22	0	0	0	0.00%	22		14		2	N	5		\$88.00			
Exc Award (06/30/2017, 06/30/2019, 06/30/2020)	53062 ISTANBUL CAGALOGLU IKI	05/14/1992	Status Quo(2)	31	0	1	-1	-3.13%	35	2	5		N		1	90+ Days	\$258.00			
Exc Award (06/30/2017, 06/30/2018, 06/30/2020)	53182 ISTANBUL CEMBERLITAS	05/26/1992		Active	16	1	0	1	6.67%	13		1		IP	0		\$106.00			
Exc Award (06/30/2017, 06/30/2018, 06/30/2020)	121527 Istanbul Dikilitas	03/19/2014	Active	21	0	3	-3	-12.50%	22	6	1		2	N	M	1	\$192.00			
Exc Award (06/30/2017, 06/30/2019, 06/30/2020)	52293 ISTANBUL ECELER	12/17/1991	Active	26	1	0	1	4.00%	26		3			T,M,VP,SC	2	90+ Days	\$243.00			
Exc Award (06/30/2017, 06/30/2018, 06/30/2020)	22218 ISTANBUL EMINONU	02/09/1968	Active	36	1	0	1	2.86%	36		0		N		0		\$248.00			
Exc Award (06/30/2017, 06/30/2019, 06/30/2020)	45800 ISTANBUL EYUP	02/04/1986	Active	16	1	2	-1	-5.88%	17	6	4		R		1		\$167.00			
Exc Award (06/30/2017, 06/30/2020, 06/30/2020)	22221 ISTANBUL FATIH	09/14/1972	Active(1)	30	2	1	1	3.45%	29	47	0		R		4		\$384.00			
Exc Award (06/30/2016, 06/30/2021, 06/30/2020)	52295 ISTANBUL FATIH KIZTASI	12/17/1991	Active	14	0	0	0	0.00%	16		11		None	P,S,T,M,VP SC	14		\$56.00			
Exc Award (06/30/2019)																				



# Club Health Assessment for District 118 E through May 2025

			Status	Membership							Reports					Finance		LCIF
Club Number	Club Name	Charter Date		Current Member Count	YTD Members Added	YTD Members Dropped	YTD Net Growth	YTD Net Growth%	Member Count 12 Months Ago	Avg. length of service for dropped members	Months Since Last MMR ***	Yrs. Since Last Officer Report	President Rotation	Vice President Reported ****	Months Since Last Activity Report ***	Account Balance	Donations for current Fiscal Year	
			Number of times on status quo within last two years	If below 15 members appears				If net loss is greater than 20% appears			If no report in 3 months appears in	When more than one year appears in	Number of repeat terms	Notes the officers that do not have an active	If no report at 12 months appears in red			
44078	ISTANBUL GAZIOSMANPASA	06/13/1984	Active	25	0	0	0	0.00%	25		4			N	S,M,SC	10	90+ Days	\$100.00
	Exc Award (06/30/2017, 06/30/2018, 06/30/2022)																	
52276	ISTANBUL GULHANE	12/16/1991	Active	23	1	2	-1	-4.17%	24	4	1		2	N	SC	0	90+ Days	\$193.00
	Exc Award (06/30/2017, 06/30/2022, 06/30/2024)																	
49898	ISTANBUL INCIRLI	10/18/1989	Active	25	1	0	1	4.17%	24		0			R		11		\$192.00
	Exc Award (06/30/2018, 06/30/2020, 06/30/2024)																	
54493	ISTANBUL MARMARA	05/19/1993	Active	16	0	0	0	0.00%	17		11			N	S,VP	8		\$64.00
52296	ISTANBUL MAVI HALIC	12/17/1991	Active	29	2	8	-6	-17.14%	35	5	1			N	S	3		\$4,080.00
	Exc Award (06/30/2018, 06/30/2019, 06/30/2024)																	
130865	Istanbul Özgür	05/02/2017	Active	25	0	3	-3	-10.71%	27	5	5			N		4		\$130.00
	Exc Award (06/30/2018, 06/30/2022, 06/30/2024)																	
53064	ISTANBUL PIYER LOTI	05/14/1992	Active	18	0	0	0	0.00%	18		4			N	T,M	2		\$144.00
	Exc Award (06/30/2016, 06/30/2019, 06/30/2024)																	
49376	ISTANBUL SEFAKOY	04/04/1989	Active(1)	16	0	0	0	0.00%	16		12			N	M,VP,SC	11		\$128.00
	Exc Award (06/30/2018, 06/30/2023, 06/30/2024)																	
44884	ISTANBUL SILIVRI	04/11/1985	Active(1)	17	0	0	0	0.00%	17		11			N	P	0	90+ Days	\$68.00
	Exc Award (06/30/2017, 06/30/2018, 06/30/2024)																	
52794	ISTANBUL TARIHI TOPKAPI	04/02/1992	Active	18	0	0	0	0.00%	18		10			N		4		\$122.00
	Exc Award (06/30/2023, 06/30/2024)																	
57666	ISTANBUL YEDIKULE	12/31/1995	Active	27	7	0	7	35.00%	21		0			N		2		\$176.00
	Exc Award (06/30/2018, 06/30/2022, 06/30/2024)																	
53235	ISTANBUL YENI ATA KOY	06/08/1992	Active	32	0	0	0	0.00%	33		10			N		1		\$258.00
	Exc Award (06/30/2017, 06/30/2018, 06/30/2024)																	
52979	ISTANBUL YESILKOY	04/20/1992	Active(1)	17	6	8	-2	-10.53%	19	10	2		None	N	P,T,M	1		
	Exc Award (06/30/2017, 06/30/2018, 06/30/2024)																	
34401	ISTANBUL YESILYURT	08/30/1977	Active	24	0	1	-1	-4.00%	25	14	0			N		22		\$200.00
	Exc Award (06/30/2022, 06/30/2023)																	
50460	ISTANBUL ZEYTINBURNU	04/24/1990	Active	12	0	3	-3	-20.00%	15	8	5			N	M	12	90+ Days	
	Exc Award (06/30/2022, 06/30/2024)																	



# Club Health Assessment for District 118 E through May 2025

			Status							Membership					Reports					Finance		LCIF
Club Number	Club Name	Charter Date		Current Member Count	YTD Members Added	YTD Members Dropped	YTD Net Growth	YTD Net Growth%	Member Count 12 Months Ago	Avg. length of service for dropped members	Months Since Last MMR ***	Yrs. Since Last Officer Report	President Rotation	Vice President Reported ****	Months Since Last Activity Report ***	Account Balance	Donations for current Fiscal Year					
			Number of times on status quo within last two years	If below 15 members appears				If net loss is greater than 20% appears			If no report in 3 months appears in	When more than one year appears in	Number of repeat terms	Notes the officers that do not have an active	If no report at 12 months appears in red							
36828	TEKIRDAG	03/26/1979	Active	15	1	0	1	7.14%	14		3			VP,SC	24+		\$120.00					
Exc Award (06/30/2017, 06/30/2021, 06/30/2025)																						
Current Total Clubs Count	YTD New Clubs Count	YTD Cancelled Clubs Count	YTD Net Club Gain	Current Total Members Count	YTD Add	YTD Drop	YTD Net Growth	YTD Net Growth %	Member Count 12 Months Ago	Average Member Count Per Club	% of Clubs with less than 20 members	% No MMR in 3 Months	% No Officer Report in 12 Months	% of Clubs with balance 90+ days	Number of Clubs in Status Quo	% Status Quo Clubs in Financial Suspension	Number of Cancelled Clubs	Average Cancelled Club Age	Members Lost Due to Cancellation	% of Clubs Cancelled for Non-Financial Reasons		
43	0	1	-1	886	52	109	-57	-6.04%	961	21	47%	47%	0%	30%	5	100%	1	1	29	100%		

\* - P - Priority Club. Cancellation Reasons: 1-Objectives/conduct, 2-Non-active club, 5-Non-existing club, 6-Disbanding, 7-Merger, 8-Financial Suspension, 9-District/Multiple District Dues.

\*\* - Abbreviation: P-President, S-Secretary, T-Treasurer, M-Member Chairperson, VP-First Vice President, MC-Communications Chairperson, SC-Service Chairperson

\*\*\* - Abbreviation: N/R - Never reported using the Lions Clubs website, N/A - Not applicable, No password registered for the Lions Clubs website.

\*\*\*\* - Abbreviation: N - New, IP - Immediate Past, R - Repeat.



# Club Health Assessment for District 118 Y through May 2025

Club Number	Club Name	Charter Date	Status	Membership							Reports					Finance	LCIF
				Current Member Count	YTD Members Added	YTD Members Dropped	YTD Net Growth	YTD Net Growth%	Member Count 12 Months Ago	Avg. length of service for dropped members	Months Since Last MMR ***	Yrs. Since Last Officer Report	President Rotation	Vice President Reported ****	Months Since Last Activity Report ***	Account Balance	Donations for current Fiscal Year
			Number of times on status quo within last two years	If below 15 members appears				If net loss is greater than 20% appears			If no report in 3 months appears in	When more than one year appears in	Number of repeat terms	Notes the officers that do not have an active	If no report at 12 months appears in red		
<b>Clubs less than two years old</b>																	
157442	Istanbul Ata Erenkoy	02/29/2024	Active	30	2	4	-2	-6.25%	32	1	0		2	N	SC	0	\$290.00
<b>Clubs more than two years old</b>																	
129653	Istanbul 100 Yil Kadikoy Gokyuzu	12/20/2016	Status Quo(1)	19	4	3	1	5.56%	21	3	3			N	M	1	90+ Days
Exc Award (06/30/2019, 06/30/2023)																	
124551	ISTANBUL 100.YIL ALTIN	04/13/2015	Active	33	8	1	7	26.92%	9	1	0			N		0	
Exc Award (06/30/2021, 06/30/2022, 06/30/2023)																	
150837	Istanbul 1923 Cagdas	05/22/2022	Active	22	1	14	-13	-37.14%	35	2	4			N	T	2	\$220.00
Exc Award (06/30/2024)																	
108260	ISTANBUL ABIDE	05/06/2010	Active	18	2	6	-4	-18.18%	21	1	5			N		0	\$220.00
Exc Award (06/30/2017, 06/30/2019, 06/30/2020)																	
53181	Istanbul Acibadem Beylerbeyi	05/26/1992	Active	18	1	0	1	5.88%	17		3			N		8	\$180.00
Exc Award (06/30/2018, 06/30/2024)																	
52605	ISTANBUL ALTINTEPE	03/02/1992	Active	19	0	0	0	0.00%	15		1			N		1	\$746.00
Exc Award (06/30/2016, 06/30/2018, 06/30/2020)																	
55048	ISTANBUL ALTIYOL	11/11/1993	Active	17	0	2	-2	-10.53%	19	4	0			N	T	0	
Exc Award (06/30/2017, 06/30/2023)																	
150739	Istanbul Anadolu Sanat	05/09/2022	Active	21	2	10	-8	-27.59%	29	4	1			N		0	\$190.00
134639	Istanbul Bagdat Caddesi	05/18/2018	Active	23	5	5	0	0.00%	27	6	0			N		0	90+ Days \$220.00
Exc Award (06/30/2021, 06/30/2022, 06/30/2023)																	
66800	ISTANBUL BAGLARBAZI	11/09/2002	Active	16	3	1	2	14.29%	14	1	2			N		0	
Exc Award (06/30/2016, 06/30/2017, 06/30/2020)																	
22217	ISTANBUL BURGAZADA	12/04/1973	Active	18	0	5	-5	-21.74%	23	26	2			R		4	\$1,200.00
Exc Award (06/30/2022, 06/30/2023)																	
51484	ISTANBUL CADDEBOSTAN	03/27/1991	Active	18	2	3	-1	-5.26%	19	3	0			N		9	
Exc Award (06/30/2019, 06/30/2020)																	
97008	ISTANBUL CADDEBOSTAN SAHIL	04/26/2006	Active	33	3	0	3	10.00%	32		0			R		0	
Exc Award (06/30/2017, 06/30/2018, 06/30/2020)																	



# Club Health Assessment for District 118 Y through May 2025

Club Number	Club Name	Charter Date	Status	Membership							Reports					Finance	LCIF
				Current Member Count	YTD Members Added	YTD Members Dropped	YTD Net Growth	YTD Net Growth%	Member Count 12 Months Ago	Avg. length of service for dropped members	Months Since Last MMR ***	Yrs. Since Last Officer Report	President Rotation	Vice President Reported ****	Months Since Last Activity Report ***	Account Balance	Donations for current Fiscal Year
			Number of times on status quo within last two years	If below 15 members appears				If net loss is greater than 20% appears			If no report in 3 months appears in	When more than one year appears in	Number of repeat terms	Notes the officers that do not have an active	If no report at 12 months red		
55601	ISTANBUL CAMLIK SAHIL	04/21/1994	Active	22	0	2	-2	-8.33%	24	6	0			N	0		
	Exc Award (06/30/2017, 06/30/2018, 06/30/20																
52927	ISTANBUL CATALCESME	04/20/1992	Active	27	3	7	-4	-12.90%	33	1	2			R	0		\$100.00
	Exc Award (06/30/2016, 06/30/2017, 06/30/20																
55508	ISTANBUL CEMENZAR	04/07/1994	Active(1)	22	1	1	0	0.00%	21	1	1			N	0		\$300.00
	Exc Award (06/30/2017, 06/30/2020, 06/30/20													SC			
50200	ISTANBUL CIFTEHAVUZLAR	02/13/1990	Active	18	3	2	1	5.88%	16	1	0			N	1		\$225.00
	Exc Award (06/30/2016, 06/30/2018, 06/30/20																
52255	ISTANBUL CINARDIBI	12/12/1991	Active	25	0	0	0	0.00%	25		1			N	0		\$1,000.00
	Exc Award (06/30/2016, 06/30/2017, 06/30/20																
52292	ISTANBUL DALYAN MARINA	12/19/1991	Active	24	3	1	2	9.09%	21	3	0		2	R	7		\$275.00
	Exc Award (06/30/2016, 06/30/2017, 06/30/20																
52294	ISTANBUL ETHEM EFENDI	12/17/1991	Active	16	1	1	0	0.00%	18	2	1			N	0		\$180.00
	Exc Award (06/30/2017, 06/30/2019, 06/30/20																
37371	ISTANBUL FENERBAHCE	06/29/1979	Active	37	0	7	-7	-15.91%	43	8	1			N	0		\$360.00
	Exc Award (06/30/2016, 06/30/2017, 06/30/20																
150712	Istanbul Fikirtepe	05/03/2022	Active	19	4	9	-5	-20.83%	24	2	4			R	8		
	Exc Award (06/30/2023, 06/30/2024)																
53203	ISTANBUL HEYBELIADA	06/01/1992	Active	26	1	6	-5	-16.13%	33	3	0				1		
	Exc Award (06/30/2016, 06/30/2017, 06/30/20													VP			
52336	ISTANBUL IDEALTEPE ATASEHIR ORNEK	12/17/1991	Active	15	0	3	-3	-16.67%	19	16	5				0		
	Exc Award (06/30/2016, 06/30/2017, 06/30/20													VP			
22222	ISTANBUL KADIKOY	06/07/1969	Active	28	0	4	-4	-12.50%	31	13	0			N	0		\$330.00
	Exc Award (06/30/2017, 06/30/2019, 06/30/20																
32442	ISTANBUL KALAMIS	06/21/1976	Active(1)	21	2	1	1	5.00%	0	1	5		2	N	1		\$1,000.00
	Exc Award (06/30/2016, 06/30/2021)																
53059	ISTANBUL KALAMIS KORFEZ	05/08/1992	Active	23	1	3	-2	-8.00%	25	4	0			N	1		\$50.00
	Exc Award (06/30/2016, 06/30/2017, 06/30/20													S			
116929	ISTANBUL KALAMIS SAHIL	05/18/2012	Active	26	7	1	6	30.00%	22	4	2			R	2		



# Club Health Assessment for District 118 Y through May 2025

			Status	Membership							Reports					Finance	LCIF	
Club Number	Club Name	Charter Date		Current Member Count	YTD Members Added	YTD Members Dropped	YTD Net Growth	YTD Net Growth%	Member Count 12 Months Ago	Avg. length of service for dropped members	Months Since Last MMR ***	Yrs. Since Last Officer Report	President Rotation	Vice President Reported ****	Months Since Last Activity Report ***	Account Balance	Donations for current Fiscal Year	
			Number of times on status quo within last two years	If below 15 members appears					If net loss is greater than 20% appears			If no report in 3 months appears in	When more than one year appears in	Number of repeat terms	Notes the officers that do not have an active	If no report at 12 months appears in red		
Exc Award (06/30/2022)																		
35224	ISTANBUL KARTAL	03/23/1978	Active	24	3	1	2	9.09%	25	1	0			N	M	1		
Exc Award (06/30/2018, 06/30/2021, 06/30/2022)																		
58815	ISTANBUL KAZASKER	11/08/1996	Active	22	1	0	1	4.76%	20		0			N		2		
Exc Award (06/30/2016, 06/30/2018, 06/30/2022)																		
140170	Istanbul Khalkedon	11/26/2019	Active	20	0	1	-1	-4.76%	25	2	1			N	VP	0		\$200.00
Exc Award (06/30/2021)																		
45521	ISTANBUL KIZILTOPRAK ZUHTUPASA	11/15/1985	Active	32	4	2	2	6.67%	32	11	0			N		0		
Exc Award (06/30/2019)																		
54875	ISTANBUL KORUPARK	09/15/1993	Active(1)	20	0	0	0	0.00%	22		0			N		8		
52155	ISTANBUL KUZGUNCUK	11/06/1991	Active	24	2	2	0	0.00%	24	19	4			N		8		
Exc Award (06/30/2021, 06/30/2024)																		
40534	ISTANBUL MALTEPE	11/23/1981	Active	26	0	1	-1	-3.70%	27	20	0			N		0		
Exc Award (06/30/2016, 06/30/2017, 06/30/2022)																		
51547	ISTANBUL METROPOLITAN KANDILLI	04/11/1991	Active	24	2	1	1	4.35%	23	2	3			R		0		\$230.00
Exc Award (06/30/2016, 06/30/2017, 06/30/2022)																		
33451	ISTANBUL MODA	03/03/1977	Active	21	0	0	0	0.00%	19		6			N		1		
Exc Award (06/30/2016, 06/30/2019)																		
52870	ISTANBUL MUHURDAR	04/10/1992	Active	31	2	1	1	3.33%	31	33	0			N		0		\$300.00
Exc Award (06/30/2016, 06/30/2017, 06/30/2022)																		
55068	ISTANBUL SALACAK	11/23/1993	Active	36	5	0	5	16.13%	31		0			N		0		\$330.00
Exc Award (06/30/2016, 06/30/2017, 06/30/2022)																		
52399	ISTANBUL SEDEFADA	01/14/1992	Cancelled(6*)	0	0	11	-11	-100.00%	13	18	2		None		P,S,T,M,VP SC	24+	90+ Days	
Exc Award (06/30/2017, 06/30/2019)																		
50457	ISTANBUL SELAMICESME	04/18/1990	Active	23	2	0	2	9.52%	21		0			R		0		\$270.00
Exc Award (06/30/2016, 06/30/2017, 06/30/2022)																		
34467	ISTANBUL SUADIYE	09/23/1977	Active	26	1	1	0	0.00%	26	1	3			N		0		\$100.00
Exc Award (06/30/2017, 06/30/2019)																		
52452	ISTANBUL SUADIYE SAHIL	01/28/1992	Active	25	7	3	4	19.05%	26	27	2			N		0		\$500.00



## Club Health Assessment for District 118 Y through May 2025

			Status	Membership							Reports					Finance		LCIF
Club Number	Club Name	Charter Date		Current Member Count	YTD Members Added	YTD Members Dropped	YTD Net Growth	YTD Net Growth%	Member Count 12 Months Ago	Avg. length of service for dropped members	Months Since Last MMR ***	Yrs. Since Last Officer Report	President Rotation	Vice President Reported ****	Months Since Last Activity Report ***	Account Balance	Donations for current Fiscal Year	
			Number of times on status quo within last two years	If below 15 members appears			If net loss is greater than 20% appears			If no report in 3 months appears in			When more than one year appears in	Number of repeat terms	Notes the officers that do not have an active	If no report at 12 months appears in red		
Exc Award (06/30/2016, 06/30/2017, 06/30/2021)			Active	35	0	3	-3	-7.89%	40	18	1			N	0			
28114	ISTANBUL USKUDAR	03/06/1974		18	1	0	1	5.88%	17		0			N P	6			
Exc Award (06/30/2017, 06/30/2020, 06/30/2023)			Active	29	20	1	19	190.00%	16	0	0			N SC	1			
53087	ISTANBUL VANIKOY	05/07/1992		14	0	2	-2	-12.50%	16	13	0			N	0			
Exc Award (06/30/2016, 06/30/2017, 06/30/2021)			Active	25	0	0	0	0.00%	30		0			R M	0		\$250.00	
52300	ISTANBUL YESIL BAHAR	12/17/1991		20	1	1	0	0.00%	21	38	0			VP	1			
Exc Award (06/30/2016, 06/30/2019, 06/30/2023)			Active	39	2	1	1	2.63%	38	1	2		2	N	0			
104880	ISTANBUL ZEUGMA	03/06/2009		38	1	2	-1	-2.56%	39	14	2			N	1			
Exc Award (06/30/2016, 06/30/2018, 06/30/2021)			Active	22	4	2	2	10.00%	24	4	2			N M	5		\$580.00	
138285	Kadikoy Ahenk	05/23/2019		18	0	1	-1	-5.26%	19	2	0		None	N P,S,T,M	1			
Exc Award (06/30/2022, 06/30/2023)			Active															
138059	Moda Güzel Bahar	05/20/2019																
Exc Award (06/30/2023, 06/30/2024)																		

Clubs Cancelled Previous Fiscal Year – Clubs Cancelled within last 12 months may be reinstated

Club Number	Club Name	Charter Date	Current Status*	Cancellation Date
44077	ISTANBUL ERENKOY	06/06/1984	Cancelled(6*)	09/29/2023





# Club Health Assessment for District 118 Y through May 2025

Club Number			Club Name			Charter Date			Status					Membership					Reports					Finance		LCIF
									Current Member Count	YTD Members Added	YTD Members Dropped	YTD Net Growth	YTD Net Growth%	Member Count 12 Months Ago	Avg. length of service for dropped members	Months Since Last MMR ***	Yrs. Since Last Officer Report	President Rotation	Vice President Reported ****	Months Since Last Activity Report ***	Account Balance	Donations for current Fiscal Year				
									Number of times on status quo within last two years	If below 15 members appears			If net loss is greater than 20% appears			If no report in 3 months appears in		When more than one year appears in	Number of repeat terms	Notes the officers that do not have an active		If no report at 12 months appears in red				
Current Total Clubs Count	YTD New Clubs Count	YTD Cancelled Clubs Count	YTD Net Club Gain	Current Total Members Count	YTD Add	YTD Drop	YTD Net Growth	YTD Net Growth %	Member Count 12 Months Ago	Average Member Count Per Club	% of Clubs with less than 20 members	% No MMR in 3 Months	% No Officer Report in 12 Months	% of Clubs with balance 90+ days	Number of Clubs in Status Quo	% Status Quo Clubs in Financial Suspension	Number of Cancelled Clubs	Average Cancelled Club Age	Members Lost Due to Cancellation	% of Clubs Cancelled for Non-Financial Reasons						
53	0	1	-1	1,266	117	139	-22	-1.71%	1,293	24	28%	21%	0%	4%	1	100%	1	72	11	100%						

\* - P - Priority Club. Cancellation Reasons: 1-Objectives/conduct, 2-Non-active club, 5-Non-existing club, 6-Disbanding, 7-Merger, 8-Financial Suspension, 9-District/Multiple District Dues.

\*\* - Abbreviation: P-President, S-Secretary, T-Treasurer, M-Member Chairperson, VP-First Vice President, MC-Communications Chairperson, SC-Service Chairperson

\*\*\* - Abbreviation: N/R - Never reported using the Lions Clubs website, N/A - Not applicable, No password registered for the Lions Clubs website.

\*\*\*\* - Abbreviation: N - New, IP - Immediate Past, R - Repeat.



# Club Health Assessment for District 113 through May 2025

			Status	Membership							Reports					Finance		LCIF
Club Number	Club Name	Charter Date		Current Member Count	YTD Members Added	YTD Members Dropped	YTD Net Growth	YTD Net Growth%	Member Count 12 Months Ago	Avg. length of service for dropped members	Months Since Last MMR ***	Yrs. Since Last Officer Report	President Rotation	Vice President Reported ****	Months Since Last Activity Report ***	Account Balance	Donations for current Fiscal Year	
			Number of times on status quo within last two years	If below 15 members appears					If net loss is greater than 20% appears		If no report in 3 months appears in	When more than one year appears in	Number of repeat terms	Notes the officers that do not have an active	If no report at 12 months appears in red			
Clubs less than two years old																		
171526	LUXEMBOURG-ALTIUS	05/29/2024	Active	27	6	1	5	22.73%	20	0	4		2	N	SC	7		\$50.00
Clubs more than two years old																		
22041	E SLECK L C	01/18/1965	Active	55	1	1	0	0.00%	55	8	4			N	SC	8		
22042	ECHTERNACH	04/02/1965	Active	40	1	0	1	2.56%	39		4			N		6		
22043	ESCH SUR ALZETTE	12/16/1963	Active	54	1	1	0	0.00%	54	55	1			N		2		
42840	GRAND-DUCHE ARDENNES	06/30/1983	Active	46	4	1	3	6.98%	43	41	4			N		8		
22044	LUXEMBOURG	01/14/1953	Active	57	5	8	-3	-5.00%	60	24	0				M,VP,SC	6		\$7,000.00
42443	LUXEMBOURG AAL LETZEBUERG	03/31/1983	Active	29	0	2	-2	-6.45%	29	7	1		2	N		6		\$7,166.47
31480	LUXEMBOURG AMITIE	12/08/1975	Active	66	3	5	-2	-2.94%	68	35	1			N	VP	2		
22045	LUXEMBOURG COUNTRY	12/10/1966	Active	39	5	1	4	11.43%	35	40	0			N		2		\$1,000.00
63353	LUXEMBOURG ERASMUS	06/26/2000	Active	25	1	0	1	4.17%	24		1				VP,SC	6		
50093	LUXEMBOURG EUROPE	01/16/1990	Active	26	0	3	-3	-10.34%	29	21	4			N	M,SC	7		\$13.94
51921	LUXEMBOURG FORT VAUBAN	07/19/1991	Active	41	1	2	-1	-2.38%	42	19	3			N	M,SC	6		
51436	LUXEMBOURG GEHAANSBIERG	03/19/1991	Active	33	2	2	0	0.00%	33	11	4			N	SC	3		
52756	LUXEMBOURG GLASBUREN	03/23/1992	Active	30	2	3	-1	-3.23%	31	33	0			N	M,SC	8		
22046	LUXEMBOURG INTERNATIONAL	03/28/1972	Active	43	5	1	4	10.26%	39	2	0			N	M,SC	5		\$50.00
22047	LUXEMBOURG MOSELLE	10/07/1964	Active	42	2	3	-1	-2.33%	41	24	0		None	N	P,T,M,SC	6		\$1,080.32
137206	Luxembourg Phoenix	01/25/2019	Cancelled(8*)	0	1	13	-12	-100.00%	13	7	5	1	None		P,S,T,M,VP SC	21	90+ Days	
42444	LUXEMBOURG ROUDE LEIW	03/31/1983	Active	43	1	2	-1	-2.27%	44	23	0			N	SC	7		
58917	LUXEMBOURG SIGMA	12/11/1996	Active	25	0	0	0	0.00%	25		4			N	SC	5		
82973	LUXEMBOURG SIRIUS	10/20/2004	Active	19	0	0	0	0.00%	17		2		3	R	M,SC	1		\$1,000.00
105625	LUXEMBOURG TITANIUM	06/10/2009	Active	24	0	2	-2	-7.69%	26	9	4			N		3		
58479	LUXEMBOURG VIADUC	06/18/1996	Active	22	2	2	0	0.00%	21	1	0			N		3		



# Club Health Assessment for District 113 through May 2025

			Status		Membership						Reports					Finance		LCIF		
Club Number	Club Name	Charter Date			Current Member Count	YTD Members Added	YTD Members Dropped	YTD Net Growth	YTD Net Growth%	Member Count 12 Months Ago	Avg. length of service for dropped members	Months Since Last MMR ***	Yrs. Since Last Officer Report	President Rotation	Vice President Reported ****	Months Since Last Activity Report ***	Account Balance	Donations for current Fiscal Year		
			Number of times on status quo within last two years		If below 15 members appears				If net loss is greater than 20% appears			If no report in 3 months appears in	When more than one year appears in	Number of repeat terms	Notes the officers that do not have an active	If no report at 12 months appears in red				
115191	LUXEMBOURG XENIUM	03/09/2012	Active		37	4	5	-1	-2.63%	36	8	4			N	6				
Exc Award (06/30/2018, 06/30/2023, 06/30/2020)																				
50157	MAMERANUS	02/02/1990	Active		46	3	0	3	6.98%	43		0			N	2				
63035	MONDORF-LES-BAINS	04/10/2000	Cancelled(8*)		0	0	11	-11	-100.00%	11	14	5	1	None	P,S,T,M,VP SC	N/R	90+ Days			
Current Total Clubs Count	YTD New Clubs Count	YTD Cancelled Clubs Count	YTD Net Club Gain	Current Total Members Count	YTD Add	YTD Drop	YTD Net Growth	YTD Net Growth %	Member Count 12 Months Ago	Average Member Count Per Club	% of Clubs with less than 20 members	% No MMR in 3 Months	% No Officer Report in 12 Months	% of Clubs with balance 90+ days	Number of Clubs in Status Quo	% Status Quo Clubs in Financial Suspension	Number of Cancelled Clubs	Average Cancelled Club Age	Members Lost Due to Cancellation	% of Clubs Cancelled for Non-Financial Reasons
23	0	2	-2	869	50	69	-19	-2.14%	878	38	4%	43%	0%	0%	0	0%	2	15	24	0%

\* - P - Priority Club. Cancellation Reasons: 1-Objectives/conduct, 2-Non-active club, 5-Non-existing club, 6-Disbanding, 7-Merger, 8-Financial Suspension, 9-District/Multiple District Dues.

\*\* - Abbreviation: P-President, S-Secretary, T-Treasurer, M-Member Chairperson, VP-First Vice President, MC-Communications Chairperson, SC-Service Chairperson

\*\*\* - Abbreviation: N/R - Never reported using the Lions Clubs website, N/A - Not applicable, No password registered for the Lions Clubs website.

\*\*\*\* - Abbreviation: N - New, IP - Immediate Past, R - Repeat.



# Club Health Assessment for District 119 through May 2025

Club Number	Club Name	Charter Date	Status	Membership							Reports					Finance	LCIF
				Current Member Count	YTD Members Added	YTD Members Dropped	YTD Net Growth	YTD Net Growth%	Member Count 12 Months Ago	Avg. length of service for members	Months Since Last MMR ***	Yrs. Since Last Officer Report	President Rotation	Vice President Reported ****	Months Since Last Activity Report ***	Account Balance	Donations for current Fiscal Year
			Number of times on status quo within last two years	If below 15 members appears				If net loss is greater than 20% appears			If no report in 3 months appears	When more than one year appears in	Number of repeat terms	Notes the officers that do not have appears in an active	If no report at 12 months red		
<b>Clubs less than two years old</b>																	
171844	Érd Vision	07/01/2024	Active	14	21	7	14	100.00%	0	0	5			M,VP,SC	N/R		
<b>Clubs more than two years old</b>																	
144179	Balatonfüred	12/23/2020	Active	7	0	3	-3	-30.00%	10	4	7		2	N	M,SC	N/A	
54437	BALATONLELLE	05/07/1993	Active	22	0	0	0	0.00%	23		11		None	N	P,T,M,SC	24+	\$312.15
53993	BUDAPEST ALL NATIONS	01/20/1993	Active	21	2	0	2	10.53%	21		1			N	P,M,SC	11	\$312.15
49537	BUDAPEST BUDA	05/10/1989	Active(1)	14	0	0	0	0.00%	14		1		11		P,T,M,VP,SC	N/R	
122202	Budapest Central	05/13/2014	Status Quo(3)	2	0	0	0	0.00%	2		18	1	None		P,S,T,M,VP SC	N/R	90+ Days
127775	Budapest Cosmopolitan	06/03/2016	Active	15	7	2	5	50.00%	10	2	0		3	R	M,SC	4	\$468.22
49230	BUDAPEST FIRST HOST	02/10/1989	Active	16	0	1	-1	-5.88%	17	10	1			IP	M,SC	24+	
49538	BUDAPEST KLAUZAL	05/16/1989	Active(1)	17	18	1	17	100.00%	17	23	0				M,VP,SC	N/R	
61246	BUDAPEST MOZAIK	11/13/1998	Active	27	1	4	-3	-10.00%	30	13	0			N	M,SC	24+	\$1,269.01
63311	BUDAPEST PESTSZENTLORINC	06/15/2000	Active	19	3	0	3	18.75%	16		0		2		S,T,M,VP,SC	7	
97617	BUDAPEST ROYAL	08/11/2006	Active	6	0	0	0	0.00%	6		6		None		P,S,T,M,VP SC	24+	
50979	BUDAPEST SZECHENYI	10/01/1990	Active	16	2	2	0	0.00%	16	27	0		2		M,VP,SC	24+	\$156.07
52759	BUDAPEST WESSELENYI	03/26/1992	Active	20	4	3	1	5.26%	19	1	0				M,VP,SC	1	
135346	Budapest-Budaors Horizont	06/29/2018	Active	25	16	6	10	66.67%	21	5	0		2		M,VP,SC	N/R	
	Exc Award (06/30/2023)																
143640	EGER	11/20/2020	Active	11	0	5	-5	-31.25%	16	4	0		5	R	S,T,M,SC	24+	
51926	FONYOD	07/30/1991	Active	27	4	1	3	12.50%	24	2	0		6	R	M,SC	24+	\$312.15
	Exc Award (06/30/2023)																
53852	GYONGYOS MATRA	11/30/1992	Active	26	0	2	-2	-7.14%	28	3	0			N	M,SC	24+	\$312.15
64231	GYOR ARRABONA	04/30/2001	Active	27	2	0	2	8.00%	25		0			N	T,M,SC	24+	
52872	GYOR FIRST	04/16/1992	Active	44	0	1	-1	-2.22%	45	30	0			N	SC	2	\$780.37
119449	GYOR PATRONUS	05/23/2013	Active	37	4	2	2	5.71%	33	4	0			N	M,SC	24+	\$312.15



# Club Health Assessment for District 119 through May 2025

			Status		Membership						Reports						Finance		LCIF	
Club Number	Club Name	Charter Date			Current Member Count	YTD Members Added	YTD Members Dropped	YTD Net Growth	YTD Net Growth%	Member Count 12 Months Ago	Avg. length of service for dropped members	Months Since Last MMR ***	Yrs. Since Last Officer Report	President Rotation	Vice President Reported ****	Months Since Last Activity Report ***	Account Balance	Donations for current Fiscal Year		
			Number of times on status quo within last two years		If below 15 members appears				If net loss is greater than 20% appears			If no report in 3 months appears in	When more than one year appears in	Number of repeat terms		Notes the officers that do not have appears in an active red	If no report at 12 months appears in red			
64019	KAPOSVAR 1	02/26/2001	Active		15	0	0	0	0.00%	15		0		7	R	T,M,SC	24+			
50352	KECSKEMET FIRST	03/23/1990	Active		27	1	3	-2	-6.90%	29	20	0			N	M,SC	17	\$312.39		
60248	KECSKEMETI SZENT LASZLO	01/05/1998	Active		20	3	2	1	5.26%	19	17	1			N	SC	24+			
50980	KORMEND	10/15/1990	Active		26	0	0	0	0.00%	26		13	1	None		P,S,T,M,VP SC	24+			
52089	MISKOLC	10/16/1991	Active		33	0	1	-1	-2.94%	34	33	1				M,VP,SC	24+	\$156.07		
60989	MISKOLCI ELSO LADY	06/29/1998	Active		12	0	0	0	0.00%	12		1			N	M,SC	6			
54439	MONOR HEGYESSY	05/07/1993	Active		29	3	1	2	7.41%	27	7	0			R	M,SC	7	\$206.07		
53769	MOSONMAGYAROVAR	10/27/1992	Active(1)		31	0	0	0	0.00%	31		13	1	None		P,S,T,M,VP SC	24+			
53187	NYIRBATOR	05/26/1992	Active		13	0	0	0	0.00%	13		14	1	None		P,S,T,M,VP SC	24+			
64188	NYIREGYHAZA ELSO	04/09/2001	Active		35	12	7	5	16.67%	32	20	0				P,M,VP,SC	24+			
50723	PECS	06/14/1990	Active		13	0	1	-1	-7.14%	14	18	0		2	R	M,SC	21			
52760	PECS NORMANDIA	03/23/1992	Active		32	4	0	4	14.29%	28		1			N	M,SC	24+			
Exc Award (06/30/2022)																				
51515	SOPRON	04/03/1991	Active		35	6	0	6	20.69%	29		1				P,M,VP,SC	24+			
137744	Sopron Lady	04/04/2019	Active		21	1	0	1	5.00%	20		4		3		M,VP,SC	24+	\$156.07		
64328	SZEGED ELSO	05/22/2001	Active		50	0	2	-2	-3.85%	52	4	4			R	M,SC	5			
52901	SZOMBATHELY SAVARIA	04/15/1992	Active		20	0	0	0	0.00%	20		1				P,M,VP	16	\$156.19		
56155	UJPEST ARPAD	10/18/1994	Active		2	0	0	0	0.00%	2		14	1	None		P,S,T,M,VP SC	N/R			
57820	VESZPREM	02/01/1996	Active		15	0	0	0	0.00%	15		18	1	None		P,S,T,M,VP SC	24+			
Current Total Clubs Count	YTD New Clubs Count	YTD Cancelled Clubs Count	YTD Net Club Gain	Current Total Members Count	YTD Add	YTD Drop	YTD Net Growth	YTD Net Growth %	Member Count 12 Months Ago	Average Member Count Per Club	% of Clubs with less than 20 members	% No MMR in 3 Months	% No Officer Report in 12 Months	% of Clubs with balance 90+ days	Number of Clubs in Status Quo	% Status Quo Clubs in Financial Suspension	Number of Cancelled Clubs	Average Cancelled Club Age	Members Lost Due to Cancellation	% of Clubs Cancelled for Non-Financial Reasons
39	1	0	1	842	114	57	57	7.26%	811	22	44%	31%	15%	3%	1	100%	0	0	0	0%



Club Health Assessment for District 119 through May 2025

			Status	Membership							Reports					Finance	LCIF
Club Number	Club Name	Charter Date		Current Member Count	YTD Members Added	YTD Members Dropped	YTD Net Growth	YTD Net Growth%	Member Count 12 Months Ago	Avg. length of service for dropped members	Months Since Last MMR ***	Yrs. Since Last Officer Report	President Rotation	Vice President Reported ****	Months Since Last Activity Report ***	Account Balance	Donations for current Fiscal Year
			Number of times on status quo within last two years	If below 15 members appears				If net loss is greater than 20% appears			If no report in 3 months appears in	When more than one year appears in	Number of repeat terms	Notes the officers that do not have an active	If no report at 12 months appears in red		

\* - P - Priority Club. Cancellation Reasons: 1-Objectives/conduct, 2-Non-active club, 5-Non-existing club, 6-Disbanding, 7-Merger, 8-Financial Suspension, 9-District/Multiple District Dues.  
\*\* - Abbreviation: P-President, S-Secretary, T-Treasurer, M-Member Chairperson, VP-First Vice President, MC-Communications Chairperson, SC-Service Chairperson  
\*\*\* - Abbreviation: N/R - Never reported using the Lions Clubs website, N/A - Not applicable, No password registered for the Lions Clubs website.  
\*\*\*\* - Abbreviation: N - New, IP - Immediate Past, R - Repeat.



# Club Health Assessment for District 120 through May 2025

			Status	Membership							Reports					Finance		LCIF
Club Number	Club Name	Charter Date		Current Member Count	YTD Members Added	YTD Members Dropped	YTD Net Growth	YTD Net Growth%	Member Count 12 Months Ago	Avg. length of service for dropped members	Months Since Last MMR ***	Yrs. Since Last Officer Report	President Rotation	Vice President Reported ****	Months Since Last Activity Report ***	Account Balance	Donations for current Fiscal Year	
			Number of times on status quo within last two years	If below 15 members appears				If net loss is greater than 20% appears			If no report in 3 months appears in	When more than one year appears in	Number of repeat terms	Notes the officers that do not have appears in an active	If no report at 12 months red			
Clubs more than two years old																		
52012	ANIJA	09/13/1991	Active	4	0	1	-1	-20.00%	5	29	8			M,VP,SC	24+			
56915	HAADEMEESTE	05/15/1995	Active	21	0	0	0	0.00%	21		1			N	M	24+		
101639	HAAPSALU VALGE DAAM	03/31/2008	Active	19	0	0	0	0.00%	17		12		None	P,M,VP,SC	24+		\$470.20	
51676	HALJALA	05/17/1991	Active	8	0	0	0	0.00%	8		4		7	P,M,VP,SC	24+			
55290	KEILA	02/07/1994	Active(1)	20	0	4	-4	-16.67%	24	6	0			M,VP,SC	19		\$1,300.95	
144108	Kilingi-Nõmme	12/23/2020	Active	22	0	0	0	0.00%	22		14			M,VP,SC	N/A		\$114.54	
64880	KOHTLA - JARVE	12/26/2001	Active	18	1	0	1	5.88%	17		0			M,VP,SC	24+			
55898	KOLGA-JAANI	06/27/1994	Active	20	0	0	0	0.00%	20		10			N	VP,SC	24+		
54727	KOSE	07/08/1993	Active	17	0	2	-2	-10.53%	19	28	6			M,VP,SC	24+		\$324.10	
50313	KURESSAARE	03/12/1990	Active	30	0	0	0	0.00%	30		0			M,VP,SC	24+		\$178.25	
102363	KURESSAARE PIRET	06/10/2008	Active	10	0	0	0	0.00%	10		0			R	M,SC	24+	\$594.18	
101317	LAAGRI	02/25/2008	Active	8	0	2	-2	-20.00%	10	12	9		3	M,VP,SC	24+			
60823	LIHULA	06/02/1998	Active	20	0	0	0	0.00%	20		4			N	M,SC	24+		
51335	LOO	02/20/1991	Cancelled(8*)	0	0	14	-14	-100.00%	14	22	7		None	P,S,T,M,VP SC	N/R	90+ Days		
53730	OTEPAA	10/07/1992	Active	10	0	0	0	0.00%	10		14			N	M,SC	24+		
52073	PAIDE BASTION	10/09/1991	Active	23	0	0	0	0.00%	23		3			N	M,SC	4	\$1,147.12	
64108	PAIKUSE	03/27/2001	Active	21	1	0	1	5.00%	20		4				M,VP,SC	22	90+ Days \$468.58	
63013	PALAMUSE COMMUNE	03/29/2000	Active	21	0	0	0	0.00%	22		1			N	M,SC	8	\$156.19	
50110	PARNU	01/16/1990	Active	21	0	1	-1	-4.55%	24	35	0			N		24+		
63699	PARNU KOIDULA	11/20/2000	Active	21	3	2	1	5.00%	21	14	2			N	M	0	\$468.22	
101009	PARNU LIVONIA	01/18/2008	Active	18	0	0	0	0.00%	18		7			N	M,SC	24+		
64053	PARNU STRAND	03/09/2001	Active	20	0	0	0	0.00%	20		8				M,VP,SC	24+	\$312.39	
59198	POLTSAMAA	03/10/1997	Active	21	0	1	-1	-4.55%	22	28	5				M,VP,SC	24+		
52161	POLVA	11/11/1991	Active	18	0	2	-2	-10.00%	20	20	1				M,VP,SC	24+		





# Club Health Assessment for District 120 through May 2025

			Status	Membership							Reports					Finance		LCIF
Club Number	Club Name	Charter Date		Current Member Count	YTD Members Added	YTD Members Dropped	YTD Net Growth	YTD Net Growth%	Member Count 12 Months Ago	Avg. length of service for dropped members	Months Since Last MMR ***	Yrs. Since Last Officer Report	President Rotation	Vice President Reported ****	Months Since Last Activity Report ***	Account Balance	Donations for current Fiscal Year	
			Number of times on status quo within last two years	If below 15 members appears				If net loss is greater than 20% appears			If no report in 3 months appears in	When more than one year appears in	Number of repeat terms		Notes the officers that do not have appears in an active	If no report at 12 months red		
61468	POLVA GLORIA	02/02/1999	Active	23	4	1	3	15.00%	20	9	2			N	SC	3		\$258.82
121368	Raasiku	02/21/2014	Active	7	0	0	0	0.00%	9		11			N	M,SC	24+		
101865	RAKVERE	05/16/2008	Active	20	3	0	3	17.65%	17		3				M,VP,SC	24+		\$216.06
64402	RAPLA	06/26/2001	Cancelled(6*)	0	0	0	0	0.00%	3		11	1	None		P,S,T,M,VP SC	24+		
51851	SAKU	06/26/1991	Active	35	2	2	0	0.00%	35	19	3				M,VP,SC	17	90+ Days	\$5,466.74
59959	SAUE	09/17/1997	Active	22	0	0	0	0.00%	22		15			R	M,SC	18		
55227	SAUGA	01/14/1994	Active	10	0	0	0	0.00%	10		15		3		M,VP,SC	24+		
101640	TABASALU	03/31/2008	Active	17	1	0	1	6.25%	16		0			N	M,SC	24+		\$1,097.12
146673	Tahkuranna	06/18/2021	Active	17	1	1	0	0.00%	17	2	1			N	M,SC	N/A		
49789	TALLINN CITY	07/06/1989	Active	20	1	0	1	5.26%	19		3				M,VP,SC	12		
67522	TALLINN DIANA	03/31/2003	Active	27	8	2	6	28.57%	21	4	1			N	M,SC	24+		\$624.77
49567	TALLINN EEST-I	05/31/1989	Active(1)	38	1	1	0	0.00%	38	5	5				M,VP,SC	24+		\$162.05
111043	TALLINN HANSA	05/12/2011	Cancelled(6*)	0	1	7	-6	-100.00%	6	14	5		None		P,S,T,M,VP SC	24+		
142115	Tallinn Kakumäe	07/10/2020	Active	11	1	3	-2	-15.38%	13	4	1			N	S,T,M,SC	24+		\$486.14
56895	TALLINN KRISTINE	05/10/1995	Active	28	0	1	-1	-3.45%	30	9	8			N	SC	0		\$1,561.93
117151	TALLINN MERI	06/29/2012	Status Quo(2)	13	1	2	-1	-7.14%	14	9	0			N	SC	11	90+ Days	
146859	Tallinn Nõmme	06/21/2021	Active	25	5	2	3	13.64%	24	3	0			N	M,SC	5		\$78.10
77333	TALLINN REVAL	06/30/2003	Active	23	3	1	2	9.52%	21	6	0			N	M,SC	0		\$536.26
107979	TALLINN ROCCA AL MARE	04/13/2010	Active	16	0	2	-2	-11.11%	18	8	4				M,VP,SC	24+		\$313.46
50278	TALLINN VANALINNA	03/07/1990	Active	16	0	6	-6	-27.27%	22	15	2			IP	M,SC	4		\$914.73
55183	TALLINN VIA	01/05/1994	Active	31	0	1	-1	-3.13%	32	9	3			N	SC	N/R		\$2,659.83
50314	TARTU	03/12/1990	Active	24	3	0	3	14.29%	23		2				M,VP,SC	24+		\$882.62
56518	TARTU TAHTVERE	02/09/1995	Active	26	0	0	0	0.00%	26		0			N	SC	12		\$298.37
52650	TARTU TAMME	03/09/1992	Active	20	0	0	0	0.00%	20		0		6	N		12		\$981.41
64152	TARTU TOOME	04/06/2001	Active	8	0	0	0	0.00%	8		11				M,VP,SC	5		\$156.19



# Club Health Assessment for District 120 through May 2025

			Status							Membership							Reports					Finance		LCIF
Club Number	Club Name	Charter Date		Current Member Count	YTD Members Added	YTD Members Dropped	YTD Net Growth	YTD Net Growth%	Member Count 12 Months Ago	Avg. length of service for dropped members	Months Since Last MMR ***	Yrs. Since Last Officer Report	President Rotation	Vice President Reported ****	Months Since Last Activity Report ***	Account Balance	Donations for current Fiscal Year							
			Number of times on status quo within last two years	If below 15 members appears				If net loss is greater than 20% appears			If no report in 3 months appears in	When more than one year appears in	Number of repeat terms		Notes the officers that do not have an active	If no report at 12 months appears in red								
64766	TORVA	11/05/2001	Active	28	0	0	0	0.00%	29		2			N	24+		\$312.15							
111500	TÖRVA MARI	06/27/2011	Active	24	0	3	-3	-11.11%	25	6	2			N	M,SC	13								
54459	TURBA	05/11/1993	Active(1)	6	0	0	0	0.00%	6		15				M,VP,SC	24+	\$50.00							
66774	ULENURME	10/23/2002	Active(2)	20	0	0	0	0.00%	20		5			R	SC	24+	\$470.20							
62865	VALGA	03/15/2000	Active	15	0	0	0	0.00%	15		14				M,VP,SC	24+								
143669	Valga Säde	11/25/2020	Active	14	1	5	-4	-22.22%	18	3	5				P,T,M,VP,SC	N/A	\$162.05							
53300	VIIMSI	06/01/1992	Active	3	0	0	0	0.00%	3		15		7		M,VP,SC	N/R								
129103	Viimsi Ranna	10/07/2016	Active	15	0	0	0	0.00%	15		7				M,VP,SC	14	\$156.73							
64320	VILJANDI ELLIPS	05/17/2001	Active	28	1	0	1	3.70%	27		8				M,VP,SC	15								
108128	VILJANDI FELLIN	04/20/2010	Active	17	0	3	-3	-15.00%	20	5	3				M,VP,SC	23	\$216.06							
146843	Võro ILO	06/18/2021	Status Quo(1)	8	0	2	-2	-20.00%	10	4	1				M,VP,SC	N/A	90+ Days \$104.49							
Current Total Clubs Count	YTD New Clubs Count	YTD Cancelled Clubs Count	YTD Net Club Gain	Current Total Members Count	YTD Add	YTD Drop	YTD Net Growth	YTD Net Growth %	Member Count 12 Months Ago	Average Member Count Per Club	% of Clubs with less than 20 members	% No MMR in 3 Months	% No Officer Report in 12 Months	% of Clubs with balance 90+ days	Number of Clubs in Status Quo	% Status Quo Clubs in Financial Suspension	Number of Cancelled Clubs	Average Cancelled Club Age	Members Lost Due to Cancellation	% of Clubs Cancelled for Non-Financial Reasons				
57	0	3	-3	1,066	42	74	-32	-2.91%	1,109	19	46%	58%	0%	7%	2	100%	3	24	21	67%				

\* - P - Priority Club. Cancellation Reasons: 1-Objectives/conduct, 2-Non-active club, 5-Non-existing club, 6-Disbanding, 7-Merger, 8-Financial Suspension, 9-District/Multiple District Dues.


\*\* - Abbreviation: P-President, S-Secretary, T-Treasurer, M-Member Chairperson, VP-First Vice President, MC-Communications Chairperson, SC-Service Chairperson

\*\*\* - Abbreviation: N/R - Never reported using the Lions Clubs website, N/A - Not applicable, No password registered for the Lions Clubs website.

\*\*\*\* - Abbreviation: N - New, IP - Immediate Past, R - Repeat.



Club Health Assessment for District 121 through May 2025

			Status	Membership							Reports					Finance	LCIF
Club Number	Club Name	Charter Date		Current Member Count	YTD Members Added	YTD Members Dropped	YTD Net Growth	YTD Net Growth%	Member Count 12 Months Ago	Avg. length of service for dropped members	Months Since Last MMR ***	Yrs. Since Last Officer Report	President Rotation	Vice President Reported ****	Months Since Last Activity Report ***	Account Balance	Donations for current Fiscal Year
			Number of times on status quo within last two years	If below 15 members appears				If net loss is greater than 20% appears			If no report in 3 months appears in	When more than one year appears in	Number of repeat terms	Notes the officers that do not have appears in an active	If no report at 12 months red		
Clubs more than two years old																	
65369	BARLINEK	05/28/2002	Active	21	0	0	0	0.00%	21		0		2	R	M,SC	22	\$37.35
	Exc Award (06/30/2023)																
62645	DUSZNIKI ZDROJ	01/15/2000	Active	11	1	0	1	10.00%	11		0			N	M,SC	0	\$168.73
54341	ELBLAG	04/12/1993	Active	25	1	2	-1	-3.85%	26	16	1		None	R	P,M,SC	N/R	\$94.20
62018	ELBLAG TRUSO	06/02/1999	Active	23	3	0	3	15.00%	22		1			N	M,SC	16	\$35.57
	Exc Award (06/30/2020)																
50173	GDANSK	02/08/1990	Active	25	0	0	0	0.00%	25		11		2	R	M,SC	24+	\$44.47
61084	GDANSK AMBER	08/18/1998	Active	22	0	0	0	0.00%	21		1			N	M,SC	11	\$427.13
	Exc Award (06/30/2022, 06/30/2023, 06/30/2024)																
56046	GDANSK GEDANIA	08/16/1994	Active	10	0	1	-1	-9.09%	12	29	1				S,M,VP,SC	24+	\$19.56
50411	GDANSK NEPTUN	04/02/1990	Active	20	1	0	1	5.26%	19		1			N	M,SC	24+	\$734.38
	Exc Award (06/30/2020, 06/30/2024)																
56519	GDYNIA	02/09/1995	Active	30	0	0	0	0.00%	30		12			N	M,SC	24+	\$53.36
84034	JAROCIN	08/17/2004	Active	17	0	0	0	0.00%	17		12			N	M,VP,SC	N/R	\$30.24
65172	KALISZ CALISIA	03/28/2002	Active	13	1	1	0	0.00%	13	5	4		2		M,VP,SC	N/R	\$23.12
64710	KATOWICE-BARBORKA	10/11/2001	Active	15	0	4	-4	-21.05%	19	9	5		None		P,T,M,VP,SC	24+	\$33.79
78815	KRAKOW BONA SFORZA	04/19/2004	Cancelled(6*)	0	0	0	0	0.00%	16		11		4		S,T,M,VP,SC	N/R	
135189	Kraków Centennial	06/14/2018	Active	14	6	1	5	55.56%	9	6	1		3	R	M,SC	3	\$2,598.72
50895	KRAKOW SRODMIESCIE	08/01/1990	Active	32	0	0	0	0.00%	32		1			N	M,SC	23	\$299.42
	Exc Award (06/30/2023)																
50688	KRAKOW STARE MIASTO	06/05/1990	Active	36	1	4	-3	-7.69%	39	11	0			N		24+	\$69.37
	Exc Award (06/30/2019)																
51293	KROTOSZYN	02/05/1991	Active	28	0	1	-1	-3.45%	29	12	3			N	M,SC	10	\$51.58
62948	LEGNICA SILESIA	03/23/2000	Active	25	0	0	0	0.00%	26		7			N	M,SC	7	\$44.47
63846	LESZNO 2000	12/13/2000	Active	29	2	1	1	3.57%	28	2	10			N	S,T,M,SC	N/R	\$49.80
	Exc Award (06/30/2017)																



# Club Health Assessment for District 121 through May 2025

			Status	Membership							Reports					Finance	LCIF
Club Number	Club Name	Charter Date		Current Member Count	YTD Members Added	YTD Members Dropped	YTD Net Growth	YTD Net Growth%	Member Count 12 Months Ago	Avg. length of service for dropped members	Months Since Last MMR ***	Yrs. Since Last Officer Report	President Rotation	Vice President Reported ****	Months Since Last Activity Report ***	Account Balance	Donations for current Fiscal Year
			Number of times on status quo within last two years	If below 15 members appears				If net loss is greater than 20% appears			If no report in 3 months appears in	When more than one year appears in	Number of repeat terms	Notes the officers that do not have an active	If no report at 12 months appears in red		
127049	Lidzbark Warminski Krasicki	03/15/2016	Active	17	0	0	0	0.00%	17		24		2	R	M,SC	N/R	\$513.46
127652	Lodz	05/19/2016	Active	29	3	2	1	3.57%	28	8	3		3	N	P,T,M,SC	N/R	\$49.80
145976	Lodz - Ladies	05/06/2021	Active	27	5	1	4	17.39%	23	3	0		2	R	M,SC	14	\$40.91
53108	OLSZTYN	05/19/1992	Active	23	0	0	0	0.00%	23		14		2	R	M,SC	24+	\$40.02
58638	OPOLE	08/07/1996	Active	29	1	2	-1	-3.33%	30	20	1			N	M,SC	23	\$151.58
50565	POLICE	05/14/1990	Active	10	0	1	-1	-9.09%	11	3	4		2	R	M,SC	24+	\$19.56
50608	POZNAN 1990	05/25/1990	Active	30	0	0	0	0.00%	30		17		2	R	M,SC	23	\$53.36
Exc Award (06/30/2023)																	
54350	POZNAN CONCORDIA	04/15/1993	Active	19	0	0	0	0.00%	19		0			N	M,SC	N/R	\$283.32
51166	POZNAN PATRIA	12/18/1990	Active	19	3	1	2	11.76%	17	23	0		2	R	P,SC	24+	\$30.24
52279	POZNAN PILLORY	12/16/1991	Active	27	0	0	0	0.00%	27		2			N	M,SC	7	\$48.02
52400	POZNAN POLONIA	01/16/1992	Active	14	0	1	-1	-6.67%	16	29	0		2	R	M,SC	N/R	\$26.68
56028	POZNAN PRO FUTURO	08/05/1994	Active	13	2	0	2	18.18%	11		1			R	T,M,VP,SC	N/R	\$19.56
52981	POZNAN ROTUNDA	04/23/1992	Active(1)	19	0	3	-3	-13.64%	22	20	2			N	M,SC	6	\$49.04
58306	SOPOT	05/21/1996	Active	16	1	0	1	6.67%	15		3			N	M,SC	N/R	\$269.18
121729	SZCZECIN COGITO	03/28/2014	Active	8	0	2	-2	-20.00%	10	15	4			N	SC	17	\$78.42
141571	Szczecin Gryf	05/13/2020	Active	12	1	1	0	0.00%	12	3	0		2	R	M,SC	2	\$19.54
61188	SZCZECIN JANTAR	10/22/1998	Active	19	3	0	3	18.75%	16		1			R	SC	4	\$420.96
Exc Award (06/30/2020)																	
56896	SZCZECIN MAGNOLIA	05/02/1995	Active	25	3	0	3	13.64%	22		0			N	SC	0	\$39.13
65349	SZCZECIN RAINBOW BRIDGE	05/23/2002	Active	21	0	0	0	0.00%	21		13				M,VP,SC	24+	\$36.46
101425	SZCZECINEK	03/14/2008	Active(1)	12	4	0	4	50.00%	8		3		4		T,M,VP,SC	24+	\$13.34
49858	WARSAW CENTRUM	09/14/1989	Active(1)	8	0	0	0	0.00%	15		0		2		M,VP,SC	N/R	\$14.23
52233	WARSAW NIKE	12/04/1991	Active	12	1	3	-2	-14.29%	14	21	0		5	N	M,SC	24+	\$24.90
62646	WARSZAWA ARKA	01/04/2000	Active	21	3	1	2	10.53%	18	9	4			N	SC	17	\$106.54
Exc Award (06/30/2020)																	



## Club Health Assessment for District 121 through May 2025

Club Number	Club Name	Charter Date	Status	Membership							Reports					Finance	LCIF
				Current Member Count	YTD Members Added	YTD Members Dropped	YTD Net Growth	YTD Net Growth%	Member Count 12 Months Ago	Avg. length of service members	Months Since Last MMR ***	Yrs. Since Last Officer Report	President Rotation	Vice President Reported ****	Months Since Last Activity Report ***	Account Balance	Donations for current Fiscal Year
			Number of times on status quo within last two years	If below 15 members appears				If net loss is greater than 20% appears			If no report in 3 months appears	When more than one year appears in	Number of repeat terms	Notes the officers that do not have an active	If no report at 12 months appears in red		
49790	WARSZAWA HOST	07/24/1989	Active	43	10	3	7	19.44%	34	8	0			N	M	2	\$1,160.47
104922	WROCLAW L&L	03/09/2009	Active	11	0	0	0	0.00%	11		8		6	N	M,SC	24+	\$19.56
84730	WROCLAW M2M	01/21/2005	Active	16	0	0	0	0.00%	16		3				M,VP,SC	N/R	\$28.46
58866	WROCLAW WRATISLAVIA	11/18/1996	Active	18	3	1	2	12.50%	16	1	0			N	M,VP,SC	1	\$280.87
125040	Wysoka	06/04/2015	Active	17	0	3	-3	-15.00%	13	10	0			R	M,SC	24+	\$30.24

Clubs Cancelled Previous Fiscal Year – Clubs Cancelled within last 12 months may be reinstated

Club Number	Club Name	Charter Date	Current Status*	Cancellation Date
107327	KRAKOW STANCZYK	02/04/2010	Cancelled(6*)	01/29/2024
106984	KRAPKOWICE	10/06/2010	Cancelled(6*)	08/29/2023

Current Total Clubs Count	YTD New Clubs Count	YTD Cancelled Clubs Count	YTD Net Club Gain	Current Total Members Count	YTD Add	YTD Drop	YTD Net Growth	YTD Net Growth %	Member Count 12 Months Ago	Average Member Count Per Club	% of Clubs with less than 20 members	% No MMR in 3 Months	% No Officer Report in 12 Months	% of Clubs with balance 90+ days	Number of Clubs in Status Quo	% Status Quo Clubs in Financial Suspension	Number of Cancelled Clubs	Average Cancelled Club Age	Members Lost Due to Cancellation	% of Clubs Cancelled for Non-Financial Reasons
46	0	1	-1	931	59	40	19	2.08%	930	20	52%	43%	0%	2%	0	0%	1	47	0	100%

\* - P - Priority Club. Cancellation Reasons: 1-Objectives/conduct, 2-Non-active club, 5-Non-existing club, 6-Disbanding, 7-Merger, 8-Financial Suspension, 9-District/Multiple District Dues.

\*\* - Abbreviation: P-President, S-Secretary, T-Treasurer, M-Member Chairperson, VP-First Vice President, MC-Communications Chairperson, SC-Service Chairperson

\*\*\* - Abbreviation: N/R - Never reported using the Lions Clubs website, N/A - Not applicable, No password registered for the Lions Clubs website.

\*\*\*\* - Abbreviation: N - New, IP - Immediate Past, R - Repeat.



# Club Health Assessment for District 122 through May 2025

			Status	Membership							Reports					Finance	LCIF
Club Number	Club Name	Charter Date		Current Member Count	YTD Members Added	YTD Members Dropped	YTD Net Growth	YTD Net Growth%	Member Count 12 Months Ago	Avg. length of service for dropped members	Months Since Last MMR ***	Yrs. Since Last Officer Report	President Rotation	Vice President Reported ****	Months Since Last Activity Report ***	Account Balance	Donations for current Fiscal Year
			Number of times on status quo within last two years	If below 15 members appears	If net loss is greater than 20% appears					If no report in 3 months appears in		When more than one year appears in	Number of repeat terms	Notes the officers that do not have an active	If no report at 12 months appears in red		
Clubs less than two years old																	
171599	Žilina Ladies	08/11/2024	Active	17	21	4	17	100.00%	0	0	0			N	N/R		
Clubs more than two years old																	
99036	BANSKA BYSTRICA LEA	04/09/2007	Active(1)	4	0	0	0	0.00%	4		18		2	M,VP,SC	24+		
105446	BANSKA STIAVNICA	05/06/2009	Active	14	0	0	0	0.00%	14		23		2	R T,M,SC	24+		
126452	BB - ZVOLEN CRYSTAL	02/05/2016	Status Quo(4)	8	0	0	0	0.00%	8		11		10	T,M,VP,SC	24+	90+ Days	
63531	BREZNO	08/21/2000	Active(1)	26	0	1	-1	-3.70%	28	10	0			N M,SC	N/R		
58733	BRNO SPILBERK	10/11/1996	Active	19	0	0	0	0.00%	19		0		2	R M,SC	24+		
51054	CESKE BUDEJOVICE	11/01/1990	Active	13	0	2	-2	-13.33%	15	17	8		2	VP,SC	24+		
51496	KARLOVY VARY	03/29/1991	Active	21	0	3	-3	-12.50%	24	19	0			N M,VP,SC	23		
66585	KARLOVY VARY DIANA	08/30/2002	Active	11	0	0	0	0.00%	11		13			M,VP,SC	24		
59930	KOSICE	09/02/1997	Active	23	0	2	-2	-8.00%	25	23	2		2	VP,SC	24+		
141891	Kosice Cassovia	10/09/2020	Active	24	2	3	-1	-4.00%	25	3	0			R SC	7		\$99.05
132264	Krupina	07/27/2017	Status Quo(2)	10	0	0	0	0.00%	10		48	3	None	P,S,T,M,VP SC M,SC	N/R	90+ Days	
52766	MARIANSKE LAZNE MARIENBAD	03/23/1992	Active	21	0	0	0	0.00%	21		0		2	N	N/R		
133133	Martin	11/27/2017	Active	7	1	4	-3	-30.00%	10	7	0			S,T,M,VP,SC	N/R		
56141	NITRA	10/07/1994	Active(1)	24	0	22	-22	-47.83%	46	16	1		2	S,M,VP,SC	24+		\$441.20
55328	OPAVA	02/23/1994	Active	18	1	0	1	5.88%	17		7		3	N M,SC	24+		
61791	PARDUBICE	04/16/1999	Active	20	0	1	-1	-4.76%	21	7	3		2	T,M,VP,SC	24+		
134288	Pardubice Hradubice	04/12/2018	Active	15	0	1	-1	-6.25%	16	7	3			N M,SC	1		
65221	PEZINOK BOZIN	04/01/2002	Active	19	1	1	0	0.00%	19	22	1		9	R M,SC	N/R		
61399	PIESTANY	01/12/1999	Active	19	0	2	-2	-9.52%	21	14	2		3	R M,SC	24+		
58715	PLZEN BOHEMIA	09/25/1996	Active	18	2	1	1	5.88%	17	22	1			VP	5		\$79.81
53463	PLZEN CITY	06/30/1992	Active	22	0	2	-2	-8.33%	24	29	1			N	24+		
134703	Plzen Ladies	05/18/2018	Active	23	1	2	-1	-4.17%	24	4	1		2	N SC	24+		



Club Health Assessment for District 122 through May 2025

			Status		Membership						Reports					Finance		LCIF		
Club Number	Club Name	Charter Date			Current Member Count	YTD Members Added	YTD Members Dropped	YTD Net Growth	YTD Net Growth%	Member Count 12 Months Ago	Avg. length of service for dropped members	Months Since Last MMR ***	Yrs. Since Last Officer Report	President Rotation	Vice President Reported ****	Months Since Last Activity Report ***	Account Balance	Donations for current Fiscal Year		
			Number of times on status quo within last two years		If below 15 members appears						If net loss is greater than 20% appears	If no report in 3 months appears in	When more than one year appears in	Number of repeat terms	Notes the officers that do not have appears in an active	If no report at 12 months red				
50610	PRAGUE EAGLE	05/11/1990	Cancelled(8*)		0	0	4	-4	-100.00%	4	19	5	3	None	P,S,T,M,VP SC	24+	90+ Days			
55489	PRAGUE HARTIG	03/31/1994	Active		23	0	0	0	0.00%	22		0			N	24+				
54826	PRAGUE HERALDIC	08/13/1993	Active		21	1	1	0	0.00%	21	3	0				S,M,VP,SC	24+			
50952	PRAGUE PRVNI	09/18/1990	Active		6	2	0	2	50.00%	6		1		3	N	M,SC	0			
53539	PRAGUE STRAHOV SAN GIORGIO	07/16/1992	Active		19	0	1	-1	-5.00%	21	1	3		18	R	M,SC	5			
82736	PRAHA BOHEMIA	10/11/2004	Active		58	4	2	2	3.57%	56	17	0			N	M,SC	1			
111575	PRAHA LADIES	06/30/2011	Active		14	3	0	3	27.27%	11		0		3	R	M,SC	24+			
97896	PRESOV	10/30/2006	Active		6	0	0	0	0.00%	6		16		6	R	M,SC	24+			
61134	ROKYCANY	09/15/1998	Active(1)		6	0	0	0	0.00%	6		13		2		T,M,VP,SC	N/R			
Exc Award (06/30/2023)																				
53667	RYCHNOV NAD KNEZNOU	09/08/1992	Active		10	0	0	0	0.00%	10		12				M,VP,SC	24+			
60418	TABOR	02/25/1998	Active		22	0	0	0	0.00%	22		12			N	S,SC	24+			
51086	TEPLICE	11/26/1990	Active		17	0	0	0	0.00%	17		22				M,VP,SC	N/R			
130484	Teplice Lioness Ladies	03/31/2017	Active		17	0	0	0	0.00%	17		14		3	R	M,SC	0			
64080	ZILINA	03/29/2001	Active		28	2	0	2	7.69%	26		8			R		8			
Current Total Clubs Count	YTD New Clubs Count	YTD Cancelled Clubs Count	YTD Net Club Gain	Current Total Members Count	YTD Add	YTD Drop	YTD Net Growth	YTD Net Growth %	Member Count 12 Months Ago	Average Member Count Per Club	% of Clubs with less than 20 members	% No MMR in 3 Months	% No Officer Report in 12 Months	% of Clubs with balance 90+ days	Number of Clubs in Status Quo	% Status Quo Clubs in Financial Suspension	Number of Cancelled Clubs	Average Cancelled Club Age	Members Lost Due to Cancellation	% of Clubs Cancelled for Non-Financial Reasons
36	1	1	0	643	41	59	-18	-2.72%	664	18	61%	47%	3%	6%	2	100%	1	35	4	0%

\* - P - Priority Club. Cancellation Reasons: 1-Objectives/conduct, 2-Non-active club, 5-Non-existing club, 6-Disbanding, 7-Merger, 8-Financial Suspension, 9-District/Multiple District Dues.  
\*\* - Abbreviation: P-President, S-Secretary, T-Treasurer, M-Member Chairperson, VP-First Vice President, MC-Communications Chairperson, SC-Service Chairperson  
\*\*\* - Abbreviation: N/R - Never reported using the Lions Clubs website, N/A - Not applicable, No password registered for the Lions Clubs website.  
\*\*\*\* - Abbreviation: N - New, IP - Immediate Past, R - Repeat.





# Club Health Assessment for District 123 through May 2025

			Status	Membership						Reports				Finance		LCIF	
Club Number	Club Name	Charter Date		Current Member Count	YTD Members Added	YTD Members Dropped	YTD Net Growth	YTD Net Growth%	Member Count 12 Months Ago	Avg. length of service for dropped members	Months Since Last MMR ***	Yrs. Since Last Officer Report	President Rotation	Vice President Reported ****	Months Since Last Activity Report ***	Account Balance	Donations for current Fiscal Year
			Number of times on status quo within last two years	If below 15 members appears				If net loss is greater than 20% appears			If no report in 3 months appears in	When more than one year appears in	Number of repeat terms	Notes the officers that do not have an active	If no report at 12 months appears in red		
Clubs more than two years old																	
64351	KALININGRAD-CENTRAL	05/30/2001	Status Quo(1)	13	0	0	0	0.00%	13		37	3	None	P,S,T,M,VP SC	24+	90+ Days	
115280	KOLOMNA ASSISTANCE	10/14/2011	Status Quo(1)	13	0	0	0	0.00%	13		47	3	None	P,S,T,M,VP SC	24+	90+ Days	
52244	MOSCOW ARBAT	12/09/1991	Status Quo(1)	20	0	0	0	0.00%	20		38	3	None	P,S,T,M,VP SC	24+	90+ Days	
59667	MOSCOW ART	06/04/1997	Status Quo(1)	3	0	0	0	0.00%	3		48	3	None	P,S,T,M,VP SC	24+	90+ Days	
77681	MOSCOW BOHEMIA SRETENKA	11/21/2003	Status Quo(1)	6	0	0	0	0.00%	6		37	3	None	P,S,T,M,VP SC	24+	90+ Days	
50875	MOSCOW CENTRUM	07/11/1990	Status Quo(1)	9	0	0	0	0.00%	9		39	3	None	P,S,T,M,VP SC	24+	90+ Days	
118115	MOSCOW EAST	10/23/2012	Status Quo(1)	9	0	0	0	0.00%	9		39	3	None	P,S,T,M,VP SC	24+	90+ Days	
60909	MOSCOW GLOBAL	06/19/1998	Status Quo(1)	3	0	0	0	0.00%	3		53	4	None	P,S,T,M,VP SC	24+	90+ Days	
54326	MOSCOW INTERCONTINENTAL	04/06/1993	Status Quo(1)	15	0	0	0	0.00%	15		39	3	None	P,S,T,M,VP SC	24+		\$1,000.00
77569	MOSCOW POLYANKA	09/26/2003	Status Quo(1)	13	0	0	0	0.00%	13		48	3	None	P,S,T,M,VP SC	24+	90+ Days	
97232	MOSCOW RENAISSANCE XXI	06/01/2006	Status Quo(1)	4	0	0	0	0.00%	4		44	3	None	P,S,T,M,VP SC	24+	90+ Days	
54937	MOSCOW SOUTH-WEST FAMILY	10/19/1993	Status Quo(1)	6	0	0	0	0.00%	6		44	3	None	P,S,T,M,VP SC	24+	90+ Days	
54161	MOSCOW WEST	02/24/1993	Status Quo(1)	13	0	0	0	0.00%	13		55	3	None	P,S,T,M,VP SC	24+	90+ Days	
58998	ST PETERSBURG GOLDEN PELICAN	01/16/1997	Status Quo(1)	10	0	0	0	0.00%	10		40	2	None	P,S,T,M,VP SC	24+	90+ Days	
77302	ST PETERSBURG GREAT BEAR	06/25/2003	Status Quo(1)	5	0	0	0	0.00%	5		55	3	None	P,S,T,M,VP SC	24+	90+ Days	
58406	ST PETERSBURG RIONA	06/18/1996	Status Quo(1)	16	0	0	0	0.00%	16		42	3	None	P,S,T,M,VP SC	24+		
Exc Award (06/30/2021)																	
109376	ST PETERSBURG STARS	09/28/2010	Status Quo(1)	9	0	0	0	0.00%	9		40	2	None	P,S,T,M,VP SC	24+		
127250	Yuzhno-Sakhalinsk Gagarin	04/08/2016	Status Quo(1)	3	0	0	0	0.00%	3		52	3	None	P,S,T,M,VP SC	24+	90+ Days	



# Club Health Assessment for District 123 through May 2025

				Status				Membership						Reports				Finance		LCIF	
Club Number	Club Name	Charter Date																			

\* - P - Priority Club. Cancellation Reasons: 1-Objectives/conduct, 2-Non-active club, 5-Non-existing club, 6-Disbanding, 7-Merger, 8-Financial Suspension, 9-District/Multiple District Dues.

\*\* - Abbreviation: P-President, S-Secretary, T-Treasurer, M-Member Chairperson, VP-First Vice President, MC-Communications Chairperson, SC-Service Chairperson

\*\*\* - Abbreviation: N/R - Never reported using the Lions Clubs website, N/A - Not applicable, No password registered for the Lions Clubs website.

\*\*\*\* - Abbreviation: N - New, IP - Immediate Past, R - Repeat.



Club Health Assessment for District 124 through May 2025

			Status	Membership							Reports					Finance		LCIF
Club Number	Club Name	Charter Date		Current Member Count	YTD Members Added	YTD Members Dropped	YTD Net Growth	YTD Net Growth%	Member Count 12 Months Ago	Avg. length of service for dropped members	Months Since Last MMR ***	Yrs. Since Last Officer Report	President Rotation	Vice President Reported ****	Months Since Last Activity Report ***	Account Balance	Donations for current Fiscal Year	
			Number of times on status quo within last two years	If below 15 members appears					If net loss is greater than 20% appears			If no report in 3 months appears in	When more than one year appears in	Number of repeat terms	Notes the officers that do not have an active red	If no report in 12 months appears in red		
Clubs less than two years old																		
155716	Alesd	08/15/2023	Active	30	1	0	1	3.45%	29		2			N	0		\$20.00	
Exc Award (06/30/2024)																		
157220	Beius-Stei	02/02/2024	Active	36	0	0	0	0.00%	36		2		2	R	M,SC	1		
171186	Bucharest Verdandi	04/16/2024	Cancelled(8*)	0	0	20	-20	-100.00%	20	1	6		None		P,S,T,M,VP SC	N/A	90+ Days	
182271	Cluj-Napoca Universitas	05/15/2025	Newly Chartered	21	21	0	21	100.00%	0		0			N	M,SC	N/R		
181528	Iasi EYEIS	03/31/2025	Newly Chartered	20	20	0	20	100.00%	0		2			N	M,SC	N/R		
172909	Iasi Unity	07/16/2024	Active	35	37	2	35	100.00%	0	0	3				M,VP,SC	4		
157981	Lupeni Straja	04/04/2024	Active(1)	18	0	5	-5	-21.74%	23	1	3			R	M,SC	6		
179667	Oradea Crisius	11/22/2024	Active	34	34	0	34	100.00%	0		5			N	M,SC	2		
171763	Petrosani	05/20/2024	Active	17	0	3	-3	-15.00%	20	1	0		2	R	SC	N/A		
155170	Petrosani Asclepius	08/01/2023	Active	9	0	12	-12	-57.14%	24	1	1			R	M,SC	12		
157617	Salonta	03/18/2024	Active	23	0	0	0	0.00%	23		2		2	R	M,SC	1		
181500	Tasnad	05/20/2025	Newly Chartered	21	21	0	21	100.00%	0		0			N	S,M,VP,SC	N/A		
Clubs more than two years old																		
67131	ALBA IULIA	01/16/2003	Active	28	0	0	0	0.00%	28		18			N	M,SC	3		
56225	ARAD	11/08/1994	Active	25	0	1	-1	-3.85%	26	19	0			N		0		
99464	ARAD 2007	05/24/2007	Active	31	0	1	-1	-3.13%	29	3	1			N		0		
Exc Award (06/30/2021, 06/30/2024)																		
52314	BACAU	12/16/1991	Active(1)	22	0	1	-1	-4.35%	23	20	2			N		17		
142671	Bacau Artemis	09/15/2020	Active(2)	5	0	4	-4	-44.44%	11	3	2			N		14		
100226	BACAU SF GHEORGHE	09/24/2007	Active	11	0	1	-1	-8.33%	14	9	8			N	SC	14	\$1,000.00	
77469	BISTRITA	01/29/2004	Active	30	4	2	2	7.14%	27	7	5			IP	M,SC	0	\$10.00	
Exc Award (06/30/2022, 06/30/2023)																		



# Club Health Assessment for District 124 through May 2025

			Status	Membership							Reports					Finance		LCIF
Club Number	Club Name	Charter Date		Current Member Count	YTD Members Added	YTD Members Dropped	YTD Net Growth	YTD Net Growth%	Member Count 12 Months Ago	Avg. length of service for dropped members	Months Since Last MMR ***	Yrs. Since Last Officer Report	President Rotation	Vice President Reported ****	Months Since Last Activity Report ***	Account Balance	Donations for current Fiscal Year	
			Number of times on status quo within last two years	If below 15 members appears				If net loss is greater than 20% appears			If no report in 3 months appears in	When more than one year appears in	Number of repeat terms	Notes the officers that do not have an active	If no report at 12 months red			
123144	Bistrita Siebenbürgen	09/18/2014	Status Quo(4)	9	0	0	0	0.00%	9		15			M,VP,SC	3	90+ Days		
60498	BRASOV	03/16/1998	Active	18	2	0	2	12.50%	16		7			VP,SC	1		\$100.00	
Exc Award (06/30/2022, 06/30/2023)																		
148591	Brasov Emeritus	10/11/2021	Active(1)	28	0	11	-11	-28.21%	39	3	2		4	M,VP,SC	19			
139955	Bucharest Amaluna Campus	10/24/2019	Active	12	1	2	-1	-7.69%	13	4	3			M,VP,SC	13			
137862	Bucharest Armonia	04/04/2019	Active	5	1	2	-1	-16.67%	6	5	0		2	S,M,VP,SC	24+			
100225	BUCHAREST ATHENEUM	09/24/2007	Status Quo(3)	10	0	0	0	0.00%	10		18	1	None	P,S,T,M,VP SC	24+	90+ Days		
142726	Bucharest Cosmopolitan	09/10/2020	Status Quo(2)	37	0	0	0	0.00%	37		13	1	None	P,S,T,M,VP SC	14	90+ Days		
153459	Bucharest Cosmopolitan Progresiv	01/11/2023	Active(1)	9	0	16	-16	-64.00%	25	2	6		3	S,M,VP,SC	7	90+ Days		
153463	Bucharest Cosmopolitan Rembrandt	01/10/2023	Status Quo(2)	10	2	17	-15	-60.00%	25	2	4		3	T,M,VP,SC	7	90+ Days		
62682	BUCHAREST CURTEA VECHE	01/18/2000	Active(1)	8	0	0	0	0.00%	8		7		8	R M,VP,SC	24+			
55935	BUCHAREST DACIA	06/30/1994	Active	4	0	2	-2	-33.33%	6	25	5		3	M,VP,SC	24+			
50611	BUCHAREST DECAN	05/11/1990	Active	52	4	2	2	4.00%	58	2	0		N	SC	2		\$3,500.00	
Exc Award (06/30/2022, 06/30/2023)																		
64795	BUCHAREST MILLENNIUM	11/19/2001	Active	15	0	0	0	0.00%	15		14			M,VP,SC	18			
153492	Bucharest Sindaco	01/12/2023	Status Quo(4)	20	0	0	0	0.00%	20		18	1	None	P,S,T,M,VP SC	N/A	90+ Days		
153460	Bucharest Sportiv Mereu Impreuna pentru Oameni	01/11/2023	Status Quo(3)	21	0	0	0	0.00%	21		15		None	P,S,T,M,VP SC	N/A	90+ Days		
64564	BUCHAREST TARABOSTES	06/19/2001	Active(2)	24	6	2	4	20.00%	20	19	0		2	N M,SC	24+		\$54.23	
108666	BUCURESTI PHOENIX	06/23/2010	Status Quo(2)	9	0	0	0	0.00%	9		18		2	M,VP,SC	24+	90+ Days		
107018	BUZAU MOUSAIOS	12/14/2009	Active(2)	14	0	0	0	0.00%	16		11		2	N M,SC	24+			
86016	CAMPULUNG NEGRU VODA	04/18/2005	Active	25	8	0	8	47.06%	18		5			M,VP	22			
82857	CLUJ NAPOCA GENESIS	06/28/2004	Active	30	1	0	1	3.45%	30		0			N M,SC	0		\$1,000.00	
138002	Cluj-Napoca Clusium	04/23/2019	Active	11	0	0	0	0.00%	11		36		4	M,VP,SC	24+	90+ Days		
129716	Cluj-Napoca Hope	01/23/2017	Active(3)	3	0	5	-5	-62.50%	8	5	1	1	None	P,S,T,M,VP SC	24+			



# Club Health Assessment for District 124 through May 2025

Club Number	Club Name	Charter Date	Status	Membership							Reports					Finance	LCIF
				Current Member Count	YTD Members Added	YTD Members Dropped	YTD Net Growth	YTD Net Growth%	Member Count 12 Months Ago	Avg. length of service for dropped members	Months Since Last MMR ***	Yrs. Since Last Officer Report	President Rotation	Vice President Reported ****	Months Since Last Activity Report ***	Account Balance	Donations for current Fiscal Year
			Number of times on status quo within last two years	If below 15 members appears				If net loss is greater than 20% appears			If no report in 3 months appears	When more than one year appears in	Number of repeat terms	Notes the officers that do not have appears in an active	If no report at 12 months red		
66271	CLUJ-NAPOCA TRANSILVANIA Exc Award (06/30/2024)	06/17/2002	Active	35	2	4	-2	-5.41%	37	9	0			N	0		\$4,180.00
53748	CONSTANTA Exc Award (06/30/2017)	10/16/1992	Active	16	0	0	0	0.00%	17		1			N	M,SC	5	
119367	CONSTANTA BALKANICA Exc Award (06/30/2017)	05/16/2013	Active	21	16	0	16	320.00%	5		0		2		M,VP,SC	3	\$200.00
150773	Corvinia	05/09/2022	Cancelled(8*)	0	0	13	-13	-100.00%	13	2	5	1	None		P,S,T,M,VP SC SC	N/A	90+ Days
50612	CRAIOVA Exc Award (06/30/2022)	05/11/1990	Active	12	0	1	-1	-7.69%	14	0	6			R		8	
136049	Craiova Cetatea Baniei Exc Award (06/30/2022)	08/09/2018	Active	19	2	1	1	5.56%	21	7	3			N	M,SC	2	\$20.00
141201	Deva Decebal	03/13/2020	Active	13	0	0	0	0.00%	13		13		3		M,VP,SC	19	
140717	Faget Tara Fagetului Dinamic Plus	01/24/2020	Active(2)	7	2	3	-1	-12.50%	10	4	0			N		1	
109777	GALATI Exc Award (06/30/2017)	12/21/2010	Active	18	0	1	-1	-5.26%	19	8	5			N	M,SC	13	
152994	Hârsova - Carsium	11/16/2022	Active(2)	14	0	10	-10	-41.67%	24	2	6			R	S	12	
63719	IASI 2000 Exc Award (06/30/2023, 06/30/2024)	11/30/2000	Active	28	4	5	-1	-3.45%	29	20	1			N	M,SC	2	\$1,000.00
62665	IASI D Exc Award (06/30/2018, 06/30/2023, 06/30/2024)	01/04/2000	Active	22	1	0	1	4.76%	21		1				M,VP,SC	1	
115928	LUGOJ ANA LUGOJANA	01/26/2012	Active(2)	17	6	2	4	30.77%	13	8	2			N	M,VP,SC	17	
67540	MEDIAS	03/27/2003	Active	11	0	0	0	0.00%	13		11		2	R	M,SC	1	\$50.00
68898	MIERCUREA CIUC Exc Award (06/30/2021, 06/30/2022)	06/17/2003	Active	22	2	0	2	10.00%	20		3			N		2	\$1,142.00
132494	Napoca	08/30/2017	Active	30	4	1	3	11.11%	25	8	0			N	M,SC	1	
144110	Odorheiu Secuiesc Trei Scaune (Háromszék)	12/23/2020	Status Quo(2)	12	0	0	0	0.00%	12		0	1	None		P,S,T,M,VP SC	11	90+ Days
61106	ORADEA	08/24/1998	Active	43	4	2	2	4.88%	41	3	0			N		2	\$1,700.00



# Club Health Assessment for District 124 through May 2025

			Status	Membership							Reports					Finance		LCIF
Club Number	Club Name	Charter Date		Current Member Count	YTD Members Added	YTD Members Dropped	YTD Net Growth	YTD Net Growth%	Member Count 12 Months Ago	Avg. length of service for dropped members	Months Since Last MMR ***	Yrs. Since Last Officer Report	President Rotation	Vice President Reported ****	Months Since Last Activity Report ***	Account Balance	Donations for current Fiscal Year	
			Number of times on status quo within last two years	If below 15 members appears				If net loss is greater than 20% appears			If no report in 3 months appears in	When more than one year appears in	Number of repeat terms	Notes the officers that do not have an active	If no report at 12 months appears in red			
Exc Award (06/30/2018, 06/30/2022, 06/30/2025)																		
67657	ORADEA 22	04/14/2003	Active	21	2	4	-2	-8.70%	23	8	3			N	M	0	\$20.00	
139794	Orastie Palia	09/18/2019	Active	44	4	1	3	7.32%	44	5	1			N		1	\$251.07	
Exc Award (06/30/2022, 06/30/2024)																		
130697	Petrosani Via Regis	04/19/2017	Active(1)	27	0	1	-1	-3.57%	28	5	5		2	R		12		
Exc Award (06/30/2022, 06/30/2024)																		
105995	PLOIESTI	06/24/2009	Active	20	0	0	0	0.00%	20		8			N	M,SC	0	\$100.00	
Exc Award (06/30/2018)																		
98032	RADAUTZ	03/15/2007	Active	20	0	0	0	0.00%	20		24	1	None		P,S,T,M,VP SC	24+		
142983	Resita Kindness	09/21/2020	Active	38	0	0	0	0.00%	38		0			R	M,SC	6		
111153	RESITA MONTANA	06/17/2011	Active(1)	16	0	2	-2	-11.11%	18	4	0			N	M,SC	18		
Exc Award (06/30/2022)																		
116029	RESITA ONIX	02/07/2012	Active	27	0	0	0	0.00%	27		1		2	N		2		
127396	Roman	05/03/2016	Active	5	0	0	0	0.00%	5		11			N	M,SC	2		
140931	Sanmihaiu Roman Dinamic Plus	02/13/2020	Active(1)	5	0	2	-2	-28.57%	7	5	5		2		VP	2		
126919	Sarmizegetusa	03/24/2016	Active	25	0	0	0	0.00%	24		7			N		2	\$190.00	
Exc Award (06/24/2024, 06/30/2018, 06/30/2025)																		
77827	SATU-MARE SOMES	01/27/2004	Active(1)	24	2	1	1	4.35%	26	1	0		2		M,VP,SC	11		
58790	SIBIU	10/28/1996	Active	15	1	1	0	0.00%	15	13	1			N		19		
102436	SIBIU BRUKENTHAL	06/18/2008	Active	32	5	3	2	6.67%	30	14	2			N	SC	1		
Exc Award (06/30/2022, 06/30/2023)																		
66543	SIBIU MILLENNIUM	08/21/2002	Active	8	0	1	-1	-11.11%	9	12	0		2	R	M,SC	6		
67703	SIGHISOARA	04/11/2003	Active	21	0	3	-3	-12.50%	24	16	0			N	M,VP,SC	9		
55046	SUCEAVA	11/11/1993	Active	27	2	0	2	8.00%	25		2		2	R	M,SC	2		
110357	TÂRGU MURES	02/22/2011	Active	16	0	1	-1	-5.88%	17	3	1		2	R	M,SC	14	\$10.00	
55694	TIMISOARA	05/10/1994	Active	30	0	0	0	0.00%	30		1			N	M	2	\$70.00	
121432	Timisoara 4Family	02/24/2014	Active	31	0	1	-1	-3.13%	30	7	1			N		0	\$1,040.00	



## Club Health Assessment for District 124 through May 2025

			Status	Membership							Reports					Finance		LCIF
Club Number	Club Name	Charter Date		Current Member Count	YTD Members Added	YTD Members Dropped	YTD Net Growth	YTD Net Growth%	Member Count 12 Months Ago	Avg. length of service for dropped members	Months Since Last MMR ***	Yrs. Since Last Officer Report	President Rotation	Vice President Reported ****	Months Since Last Activity Report ***	Account Balance	Donations for current Fiscal Year	
			Number of times on status quo within last two years	If below 15 members appears				If net loss is greater than 20% appears			If no report in 3 months appears in	When more than one year appears in	Number of repeat terms	Notes the officers that do not have an active	If no report at 12 months appears in red			
Exc Award (06/30/2023, 06/30/2024)																		
124855	Timisoara Bastion	05/21/2015	Active(1)	34	1	0	1	3.03%	33		0			N	3			
Exc Award (06/30/2018, 06/30/2023)																		
106061	TIMISOARA DIAMOND	07/22/2009	Active	47	2	2	0	0.00%	47	7	2			N	0		\$110.00	
Exc Award (06/30/2018)																		
133972	Timisoara Dinamic Plus	03/07/2018	Active	18	9	7	2	12.50%	17	5	0		2	N	0			
127709	Timisoara Dynamis	06/09/2016	Active(1)	16	0	0	0	0.00%	18		11			N	SC	14		
Exc Award (06/30/2018)																		
106595	TIMISOARA IRIS	09/17/2009	Active	14	0	0	0	0.00%	15		2			N	SC	0		
140426	Timisoara Revolutio	12/17/2019	Active	23	10	0	10	76.92%	13		1				S,T,M,VP,SC	24+	90+ Days	
100286	TIMISOARA TYMES 1266	10/03/2007	Active(1)	15	0	0	0	0.00%	14		0			N	M,SC	24+		
111122	TURDA CAMPIA TURZII	06/21/2011	Active	8	1	0	1	14.29%	7		0		3	R	M,SC	2	\$110.00	
120948	Vaslui	01/13/2014	Active(1)	16	0	0	0	0.00%	16		13			R	SC	7		

Clubs Cancelled Previous Fiscal Year – Clubs Cancelled within last 12 months may be reinstated

Club Number	Club Name	Charter Date	Current Status*	Cancellation Date
153863	Brasov Gloria	03/16/2023	Cancelled(8*)	06/29/2024
86015	BUCHAREST BUREBISTA	04/18/2005	Cancelled(8*)	06/29/2024
127288	Drobeta-Turnu Severin	06/06/2016	Cancelled(8*)	08/29/2023

Current Total Clubs Count	YTD New Clubs Count	YTD Cancelled Clubs Count	YTD Net Club Gain	Current Total Members Count	YTD Add	YTD Drop	YTD Net Growth	YTD Net Growth %	Member Count 12 Months Ago	Average Member Count Per Club	% of Clubs with less than 20 members	% No MMR in 3 Months	% No Officer Report in 12 Months	% of Clubs with balance 90+ days	Number of Clubs in Status Quo	% Status Quo Clubs in Financial Suspension	Number of Cancelled Clubs	Average Cancelled Club Age	Members Lost Due to Cancellation	% of Clubs Cancelled for Non-Financial Reasons
86	5	2	3	1,773	245	184	61	3.56%	1,740	21	48%	44%	7%	13%	8	100%	2	15	33	-150%

\* - P - Priority Club. Cancellation Reasons: 1-Objectives/conduct, 2-Non-active club, 5-Non-existing club, 6-Disbanding, 7-Merger, 8-Financial Suspension, 9-District/Multiple District Dues.

\*\* - Abbreviation: P-President, S-Secretary, T-Treasurer, M-Member Chairperson, VP-First Vice President, MC-Communications Chairperson, SC-Service Chairperson

\*\*\* - Abbreviation: N/R - Never reported using the Lions Clubs website, N/A - Not applicable, No password registered for the Lions Clubs website.

\*\*\*\* - Abbreviation: N - New, IP - Immediate Past, R - Repeat.





# Club Health Assessment for District 126 through May 2025

			Status	Membership							Reports					Finance		LCIF
Club Number	Club Name	Charter Date		Current Member Count	YTD Members Added	YTD Members Dropped	YTD Net Growth	YTD Net Growth%	Member Count 12 Months Ago	Avg. length of service for dropped members	Months Since Last MMR ***	Yrs. Since Last Officer Report	President Rotation	Vice President Reported ****	Months Since Last Activity Report ***	Account Balance	Donations for current Fiscal Year	
			Number of times on status quo within last two years	If below 15 members appears				If net loss is greater than 20% appears			If no report in 3 months appears in	When more than one year appears in	Number of repeat terms		Notes the officers that do not have an active	If no report at 12 months appears in red		
Clubs less than two years old																		
180537	Rijeka Grand Prix	02/25/2025	Active	22	22	0	22	100.00%	0		2			N	SC	N/R	90+ Days	
171520	Virtual Croatia	06/13/2024	Active(1)	24	1	1	0	0.00%	0	14	3		None		P,M,VP,SC	4		
Clubs more than two years old																		
102258	BELI MANASTIR	06/04/2008	Status Quo(2)	10	0	1	-1	-9.09%	11	7	5			N	SC	7	90+ Days	
140595	Bjelovar-Nasta Rojc	01/23/2020	Active	21	5	4	1	5.00%	17	2	0			N		0		
Exc Award (06/30/2021, 06/30/2024)																		
62666	BRODANKA	01/07/2000	Active	26	0	1	-1	-3.70%	27	1	0			N	P	6		
Exc Award (06/30/2023)																		
88281	CAKOVEC	05/13/2005	Active	21	0	0	0	0.00%	21		6			N		0		\$100.00
60594	DAKOVO	04/01/1998	Active	23	0	2	-2	-8.00%	25	19	0			N	SC	16		
64669	DAKOVO BUGA	09/04/2001	Status Quo(1)	15	0	0	0	0.00%	15		17		None		P,S,T,M,VP SC	0	90+ Days	
130649	Delnice Gorski Kotar	05/11/2017	Active	2	2	9	-7	-77.78%	10	6	2				M,VP,SC	5		
Exc Award (06/30/2021)																		
96868	DONJI MIHOLJAC MIHAEL	04/07/2006	Active(1)	14	0	0	0	0.00%	12		11			N	SC	12		
51136	DUBROVNIK-SVETI VLAHO	12/18/1990	Active	35	1	2	-1	-2.78%	36	4	2			N	VP,SC	2	90+ Days	
115935	KONTESA NERA	02/10/2012	Active	12	0	1	-1	-7.69%	13	7	9			N	M,SC	10		
Exc Award (06/30/2017)																		
78075	LOVRAN	01/20/2004	Active	22	1	1	0	0.00%	22	4	4			N		1		
Exc Award (06/30/2019, 06/30/2021)																		
119552	Metkovic Narona	06/05/2013	Active(1)	1	0	0	0	0.00%	1		41	2	None		P,S,T,M,VP SC	N/R		
54992	NASICE	10/19/1993	Active	17	0	0	0	0.00%	20		11			R		5		
Exc Award (06/30/2016, 06/30/2021, 06/30/2024)																		
78570	NOVIGRAD	03/26/2004	Active	24	3	2	1	4.35%	23	8	2				VP,SC	0		\$50.00
Exc Award (06/30/2022)																		
141552	Novigrad Parone	06/01/2020	Active	9	0	1	-1	-10.00%	10	1	0			IP	M	0		
151274	Ogulin - Frankopan	06/20/2022	Active	15	0	3	-3	-16.67%	18	2	6			IP		1		\$1,100.00



# Club Health Assessment for District 126 through May 2025

			Status	Membership							Reports					Finance		LCIF
Club Number	Club Name	Charter Date		Current Member Count	YTD Members Added	YTD Members Dropped	YTD Net Growth	YTD Net Growth%	Member Count 12 Months Ago	Avg. length of service for dropped members	Months Since Last MMR ***	Yrs. Since Last Officer Report	President Rotation	Vice President Reported ****	Months Since Last Activity Report ***	Account Balance	Donations for current Fiscal Year	
			Number of times on status quo within last two years	If below 15 members appears				If net loss is greater than 20% appears			If no report in 3 months appears in	When more than one year appears in	Number of repeat terms	Notes the officers that do not have an active	If no report at 12 months appears in red			
61058	OPATIJA	07/30/1998	Active	22	0	1	-1	-4.35%	21	6	1			N SC	1			
	Exc Award (06/30/2017, 06/30/2018, 06/30/2024)																	
53601	OSIJEK	08/11/1992	Active	25	1	0	1	4.17%	25		7			N SC	0			
	Exc Award (06/30/2024)																	
98313	OSIJEK DRAVA	01/19/2007	Active	19	2	0	2	11.76%	17		7		2	R SC	5			
118810	OSIJEK GEA	02/19/2013	Active(1)	22	0	1	-1	-4.35%	20	12	5			N SC	5		\$261.00	
	Exc Award (06/30/2021, 06/30/2024)																	
60753	OSIJEK MURSA	05/11/1998	Active	23	0	2	-2	-8.00%	27	13	3			N SC	0			
	Exc Award (06/30/2021)																	
89683	OSIJEK WALDINGER	11/22/2005	Active(2)	26	0	1	-1	-3.70%	27	1	3			M,VP,SC	2			
64765	OSIJEK-KUNA NEW CENTURY	11/05/2001	Active(3)	22	0	4	-4	-15.38%	24	6	0			N SC	0			
108168	POPOVACA	05/07/2010	Active	14	0	1	-1	-6.67%	15	4	7			R SC	1		\$200.00	
	Exc Award (06/30/2016, 06/30/2021, 06/30/2024)																	
60605	POREC	04/01/1998	Active	36	2	2	0	0.00%	36	2	0		2	N T	1		\$2,000.00	
	Exc Award (06/30/2017, 06/30/2019, 06/30/2024)																	
60595	PULA	04/01/1998	Active(3)	15	2	2	0	0.00%	15	9	2		2	T,M,VP,SC	3			
	Exc Award (06/30/2021)																	
53558	RIJEKA	07/28/1992	Active	16	4	5	-1	-5.88%	17	12	2		2	R M,SC	1			
101063	RIJEKA KORZO	01/22/2008	Active	36	1	1	0	0.00%	35	17	0			N SC	0			
	Exc Award (06/30/2018, 06/30/2019, 06/30/2024)																	
63981	RIJEKA SUSAK	02/14/2001	Active	0	0	13	-13	-100.00%	13	18	0		None	P,S,T,M,VP SC	3			
	Exc Award (06/30/2020, 06/30/2023)																	
61474	SAMOBOR	02/01/1999	Active	12	0	0	0	0.00%	12		12		4	N	3			
63973	SIBENIK	02/14/2001	Active	17	0	0	0	0.00%	17		15		None	P,S,T,M,VP SC	0		\$2,100.00	
	Exc Award (06/30/2022)																	
65378	SIBENIK - LUCA	05/09/2002	Active	21	0	1	-1	-4.55%	20	12	0			N SC	7			
63091	SLATINA	04/20/2000	Active	15	0	0	0	0.00%	15		12		2	R SC	2			
54683	SLAVONSKI BROD	06/28/1993	Active	17	0	0	0	0.00%	19		11			N T,M,SC	24+			



# Club Health Assessment for District 126 through May 2025

			Status	Membership							Reports					Finance		LCIF
Club Number	Club Name	Charter Date		Current Member Count	YTD Members Added	YTD Members Dropped	YTD Net Growth	YTD Net Growth%	Member Count 12 Months Ago	Avg. length of service for dropped members	Months Since Last MMR ***	Yrs. Since Last Officer Report	President Rotation	Vice President Reported ****	Months Since Last Activity Report ***	Account Balance	Donations for current Fiscal Year	
			Number of times on status quo within last two years	If below 15 members appears				If net loss is greater than 20% appears			If no report in 3 months appears in	When more than one year appears in	Number of repeat terms	Notes the officers that do not have an active	If no report at 12 months appears in red			
64505	SOLIN SALONA	06/28/2001	Active	23	0	2	-2	-8.00%	27	20	1			M,VP,SC	0			
	Exc Award (06/30/2018, 06/30/2020, 06/30/2022)																	
51191	SPLIT	01/09/1991	Active(1)	25	1	6	-5	-16.67%	30	11	0			N M,SC	4			
	Exc Award (06/30/2016, 06/30/2018, 06/30/2020)																	
78643	SPLIT DIOKLECIJAN	03/31/2004	Active	22	0	1	-1	-4.35%	24	10	0			N	0			
	Exc Award (06/30/2017, 06/30/2018, 06/30/2020)																	
60598	SPLIT MARJAN	04/01/1998	Active	33	0	1	-1	-2.94%	31	13	0			VP	0			
	Exc Award (06/30/2021, 06/30/2022, 06/30/2024)																	
60599	TROGIR	04/01/1998	Active	16	2	0	2	14.29%	12		1			N S,SC	5		\$160.46	
	Exc Award (06/30/2024)																	
84728	VALPOVO BELISCE	01/20/2005	Status Quo(1)	12	0	0	0	0.00%	12		22	1	None	P,S,T,M,VP SC	24+	90+ Days		
	Exc Award (06/30/2017)																	
61475	VARAZDIN	02/01/1999	Active	26	0	0	0	0.00%	27		11			N	19			
78644	VARAZDIN MILLENNIUM NEW CENTURY	03/31/2004	Active	28	0	0	0	0.00%	28		0			N	1		\$50.00	
	Exc Award (06/30/2020)																	
60600	VINKOVCI	04/01/1998	Active(1)	16	0	0	0	0.00%	16		13		2	R M,SC	8			
78074	VUKOVAR	01/20/2004	Active	10	0	1	-1	-9.09%	11	7	1			N SC	7			
	Exc Award (06/30/2016, 06/30/2018)																	
61041	ZADAR	07/23/1998	Active	18	2	0	2	12.50%	16		10			N M,SC	5			
	Exc Award (06/30/2017)																	
60752	ZAGORJE	05/11/1998	Active	15	2	2	0	0.00%	15	6	0		3	N SC	24+			
51656	ZAGREB	05/06/1991	Active	31	1	2	-1	-3.13%	32	27	0			N M,SC	0			
	Exc Award (06/30/2017)																	
130507	Zagreb - Lenuci	03/27/2017	Active(1)	43	2	3	-1	-2.27%	44	0	6			R	6		\$30.00	
	Exc Award (06/30/2019, 06/30/2020, 06/30/2022)																	
134800	Zagreb - Slava Raskaj	05/18/2018	Active	25	2	2	0	0.00%	25	4	0			N SC	15			
62668	ZAGREB AGRAM	01/07/2000	Active	18	0	0	0	0.00%	19		5			N SC	13		\$1,000.00	
	Exc Award (06/30/2017, 06/30/2018, 06/30/2020)																	



# Club Health Assessment for District 126 through May 2025

			Status	Membership							Reports					Finance		LCIF
Club Number	Club Name	Charter Date		Current Member Count	YTD Members Added	YTD Members Dropped	YTD Net Growth	YTD Net Growth%	Member Count 12 Months Ago	Avg. length of service for dropped members	Months Since Last MMR ***	Yrs. Since Last Officer Report	President Rotation	Vice President Reported ****	Months Since Last Activity Report ***	Account Balance	Donations for current Fiscal Year	
			Number of times on status quo within last two years	If below 15 members appears				If net loss is greater than 20% appears			If no report in 3 months appears in	When more than one year appears in	Number of repeat terms	Notes the officers that do not have an active	If no report at 12 months appears in red			
58622	ZAGREB GRIC	07/30/1996	Active	20	1	1	0	0.00%	22	3	0			N	M,SC	1		
	Exc Award (06/30/2016, 06/30/2018, 06/30/20																	
58510	ZAGREB KAPTOL	06/27/1996	Active	22	0	0	0	0.00%	22		12			R	SC	7		
146504	Zagreb Meridijan	06/10/2021	Active	25	0	0	0	0.00%	25		23				M,VP,SC	24+		
138291	Zagreb Slavoljub Penkala	06/04/2019	Status Quo(3)	12	1	9	-8	-40.00%	20	4	5				M,VP,SC	24+	90+ Days	
61476	ZAGREB ZRINJEVAC	02/01/1999	Active	24	1	0	1	4.35%	23		3		2	N	M,SC	7		
	Exc Award (06/30/2016, 06/30/2017, 06/30/20																	

Clubs Cancelled Previous Fiscal Year – Clubs Cancelled within last 12 months may be reinstated

Club Number	Club Name	Charter Date	Current Status*	Cancellation Date
63036	HVAR	04/06/2000	Cancelled(6*)	04/29/2024
124470	Rijeka Polytechnic	05/08/2015	Cancelled(8*)	06/29/2024

Current Total Clubs Count	YTD New Clubs Count	YTD Cancelled Clubs Count	YTD Net Club Gain	Current Total Members Count	YTD Add	YTD Drop	YTD Net Growth	YTD Net Growth %	Member Count 12 Months Ago	Average Member Count Per Club	% of Clubs with less than 20 members	% No MMR in 3 Months	% No Officer Report in 12 Months	% of Clubs with balance 90+ days	Number of Clubs in Status Quo	% Status Quo Clubs in Financial Suspension	Number of Cancelled Clubs	Average Cancelled Club Age	Members Lost Due to Cancellation	% of Clubs Cancelled for Non-Financial Reasons
57	1	0	1	1,135	62	92	-30	-2.58%	1,137	20	46%	53%	4%	11%	4	100%	0	0	0	0%

\* - P - Priority Club. Cancellation Reasons: 1-Objectives/conduct, 2-Non-active club, 5-Non-existing club, 6-Disbanding, 7-Merger, 8-Financial Suspension, 9-District/Multiple District Dues.

\*\* - Abbreviation: P-President, S-Secretary, T-Treasurer, M-Member Chairperson, VP-First Vice President, MC-Communications Chairperson, SC-Service Chairperson

\*\*\* - Abbreviation: N/R - Never reported using the Lions Clubs website, N/A - Not applicable, No password registered for the Lions Clubs website.

\*\*\*\* - Abbreviation: N - New, IP - Immediate Past, R - Repeat.




# Club Health Assessment for District 128 through May 2025

			Status	Membership							Reports					Finance		LCIF
Club Number	Club Name	Charter Date		Current Member Count	YTD Members Added	YTD Members Dropped	YTD Net Growth	YTD Net Growth%	Member Count 12 Months Ago	Avg. length of service for dropped members	Months Since Last MMR ***	Yrs. Since Last Officer Report	President Rotation	Vice President Reported ****	Months Since Last Activity Report ***	Account Balance	Donations for current Fiscal Year	
			Number of times on status quo within last two years	If below 15 members appears				If net loss is greater than 20% appears			If no report in 3 months appears in	When more than one year appears in	Number of repeat terms	Notes the officers that do not have an active	If no report at 12 months appears in red			
Clubs less than two years old																		
153854	Ganei Tikva - H-Tikva	06/27/2023	Status Quo(2)	20	0	1	-1	-4.76%	20	1	5			M,VP,SC	1	90+ Days	\$413.70	
171852	Kiryat Ono, Reut	06/04/2024	Active	29	8	0	8	38.10%	0		3			M,VP,SC	2		\$460.45	
157819	Netanya Yahalom	05/23/2024	Active	19	3	10	-7	-26.92%	29	0	4		2	N	N/R		\$283.79	
Clubs more than two years old																		
49658	ARAD	06/26/1989	Active	13	0	1	-1	-7.14%	18	23	3			T,M,VP,SC	1		\$280.27	
128645	Ashdod	08/19/2016	Active	15	4	2	2	15.38%	18	3	0		3	M,VP,SC	1	90+ Days	\$263.04	
84243	BEER SHEVA NEGEV FRIENDSHIP	10/18/2004	Active	7	0	3	-3	-30.00%	10	13	5			M,VP,SC	6		\$197.00	
26943	GIVATAIM	04/17/1964	Active	20	0	1	-1	-4.76%	21	19	5		2	M,VP,SC	24+		\$413.70	
62421	GIVATAYIM GUR-ARIE	10/19/1999	Active	48	3	0	3	6.67%	45		7		None	P,M,VP,SC	1		\$886.50	
119499	HASHARON LATINOS	05/30/2013	Active	34	2	0	2	6.25%	32		3			N SC	1			
61305	HERZILIA	12/01/1998	Active	23	0	0	0	0.00%	24		11			S,T,M,VP,SC	1		\$503.22	
50607	HOD HASHARON	05/25/1990	Active	49	0	2	-2	-3.92%	51	11	4			P,M,VP,SC	24+	90+ Days		
106974	HOD HASHARON LEV ARI	03/08/2010	Active	29	0	0	0	0.00%	30		8			M,VP,SC	1		\$571.30	
26945	HOLON	01/19/1969	Cancelled(6*)	0	0	4	-4	-100.00%	5	26	5		None	P,S,T,M,VP SC	24+			
153215	Holon Shikma	04/18/2023	Active	30	1	3	-2	-6.25%	32	2	3		2	M,VP,SC	5		\$630.40	
26946	JERUSALEM	03/16/1960	Active(2)	1	0	4	-4	-80.00%	5	29	10			P,S,T,M,VP SC	24+			
43441	KFAR SABA	01/18/1984	Active	58	0	1	-1	-1.69%	61	19	5			T,M,VP,SC	1		\$2,328.98	
109029	KIRYAT ONO	08/05/2010	Active	36	5	0	5	16.13%	33		0			M,VP,SC	1		\$610.70	
118228	MODIIN	10/31/2012	Active	33	6	8	-2	-5.71%	35	10	5			M,VP,SC	1		\$689.50	
49721	NAZARET	06/26/1989	Active	26	5	2	3	13.04%	23	24	5			M,VP,SC	24+		\$493.43	
60756	NAZARETH MERRY'S WELL	05/08/1998	Active	28	5	1	4	16.67%	24	14	5			P,M,VP,SC	24+		\$513.17	
100021	NESS ZIONA	08/10/2007	Active	14	2	0	2	16.67%	12		8			M,VP,SC	2		\$236.40	
53433	PETAH-TIKVA AVUKA	06/25/1992	Status Quo(1)	25	1	1	0	0.00%	25	2	2			S,M,VP,SC	1	90+ Days	\$498.92	
42925	PETHA TIQUA SHALOM	06/30/1983	Active	11	0	6	-6	-35.29%	19	27	6		4	S,T,M,VP,SC	23			



# Club Health Assessment for District 128 through May 2025

			Status								Membership					Reports					Finance		LCIF																																																																																																																																																																																																																																																																																																																																																																																																																																																																																																																																																																																																																																																																																																																																																																																																																																																																																																																																																																																																																																																																																																																																																																																																																																																																																																																																																														
Club Number	Club Name	Charter Date																																																																																																																																																																																																																																																																																																																																																																																																																																																																																																																																																																																																																																																																																																																																																																																																																																																																																																																																																																																																																																																																																																																																																																																																																																																																																																																																																																																			</

\* - P - Priority Club. Cancellation Reasons: 1-Objectives/conduct, 2-Non-active club, 5-Non-existing club, 6-Disbanding, 7-Merger, 8-Financial Suspension, 9-District/Multiple District Dues.

\*\* - Abbreviation: P-President, S-Secretary, T-Treasurer, M-Member Chairperson, VP-First Vice President, MC-Communications Chairperson, SC-Service Chairperson

\*\*\* - Abbreviation: N/R - Never reported using the Lions Clubs website, N/A - Not applicable, No password registered for the Lions Clubs website.

\*\*\*\* - Abbreviation: N - New, IP - Immediate Past, R - Repeat.




# Club Health Assessment for District 129 through May 2025

			Status	Membership							Reports					Finance		LCIF
Club Number	Club Name	Charter Date		Current Member Count	YTD Members Added	YTD Members Dropped	YTD Net Growth	YTD Net Growth%	Member Count 12 Months Ago	Avg. length of service for dropped members	Months Since Last MMR ***	Yrs. Since Last Officer Report	President Rotation	Vice President Reported ****	Months Since Last Activity Report ***	Account Balance	Donations for current Fiscal Year	
			Number of times on status quo within last two years	If below 15 members appears				If net loss is greater than 20% appears			If no report in 3 months appears in	When more than one year appears in	Number of repeat terms	Notes the officers that do not have appears in an active	If no report at 12 months red			
Clubs less than two years old																		
181882	Adelma Von Vay	04/30/2025	Newly Chartered	26	26	0	26	100.00%	0		0			VP,SC	N/R		\$10.00	
171732	Alma Mater Europaea University	06/05/2024	Active	31	0	1	-1	-3.13%	0	0	2		2	M,VP,SC	3	90+ Days		
154789	Goriška	06/20/2023	Active	23	1	0	1	4.55%	22		1		N		1			
179191	Kocevje	11/08/2024	Active	21	21	0	21	100.00%	0		6			M,VP,SC	N/A		\$20.00	
171968	Sentjur Mozaik	06/14/2024	Active	14	1	7	-6	-30.00%	0	1	1		2	M,VP,SC	1		\$73.40	
Clubs more than two years old																		
61930	ANKARAN ISTRA	05/18/1999	Active	29	0	0	0	0.00%	29		14			M,VP,SC	20			
Exc Award (06/30/2021, 06/30/2023)																		
55396	BLED	03/02/1994	Active	19	0	0	0	0.00%	19		0			N SC	5			
64546	BLED GOLF	06/30/2001	Active	27	1	0	1	3.85%	26		5			N M,SC	5		\$411.00	
Exc Award (06/30/2018)																		
112063	BREŽICE	08/19/2011	Active	19	0	0	0	0.00%	17		7			N	3			
107750	BRNIK	03/05/2010	Active	15	1	0	1	7.14%	14		8			N M,SC	5			
Exc Award (06/30/2021)																		
57973	CELJE	03/11/1996	Active	17	0	0	0	0.00%	17		11			N M,SC	0		\$408.00	
Exc Award (06/30/2019, 06/30/2024)																		
59134	CELJE KELEIA	02/13/1997	Active	19	1	0	1	5.56%	19		2			N M,SC	1		\$273.00	
61351	CELJE MOZAIK	12/17/1998	Active	37	4	0	4	12.12%	39		4			N	1		\$1,395.14	
Exc Award (06/30/2018, 06/30/2019, 06/30/20)																		
63643	DOBROVO	10/24/2000	Active	26	1	0	1	4.00%	25		0			M,VP,SC	3		\$303.81	
Exc Award (06/30/2016, 06/30/2017, 06/30/20)																		
58021	DOMZALE	03/18/1996	Active	16	0	4	-4	-20.00%	20	6	0			N SC	5		\$249.26	
Exc Award (06/30/2016, 06/30/2021, 06/30/20)																		
132501	Gornja Radgona	08/23/2017	Active	30	2	1	1	3.45%	29	7	1			N	2	90+ Days	\$582.28	
Exc Award (06/30/2019, 06/30/2022, 06/30/20)																		
122135	Idrija	05/14/2014	Active	31	1	0	1	3.33%	30		1			N M,SC	5		\$110.00	





# Club Health Assessment for District 129 through May 2025

			Status	Membership							Reports					Finance	LCIF	
Club Number	Club Name	Charter Date		Current Member Count	YTD Members Added	YTD Members Dropped	YTD Net Growth	YTD Net Growth%	Member Count 12 Months Ago	Avg. length of service for dropped members	Months Since Last MMR ***	Yrs. Since Last Officer Report	President Rotation	Vice President Reported ****	Months Since Last Activity Report ***	Account Balance	Donations for current Fiscal Year	
			Number of times on status quo within last two years	If below 15 members appears				If net loss is greater than 20% appears			If no report in 3 months appears in	When more than one year appears in	Number of repeat terms	Notes the officers that do not have an active	If no report at 12 months appears in red			
Exc Award (06/30/2016, 06/30/2019, 06/30/2020)			Active	24	0	1	-1	-4.00%	25	2	1			N	M,SC	0		
115975	IZOLA-ISOLA	01/30/2012																
Exc Award (06/30/2018, 06/30/2023)			Active	20	0	0	0	0.00%	20		0			N	M,SC	11		\$55.00
78547	KAMNIK	03/26/2004																
Exc Award (06/30/2023)			Active	23	2	1	1	4.55%	22	17	3		2	R	SC	1		\$105.00
57404	KOBARID SOCA	10/02/1995																
Exc Award (06/30/2018, 06/30/2023, 06/30/2020)			Active	60	5	9	-4	-6.25%	64	16	1			N	SC	2		\$376.00
78696	KONJICE	04/05/2004																
Exc Award (06/30/2017, 06/30/2018, 06/30/2020)			Active	31	2	2	0	0.00%	31	5	6			N	SC	0		\$430.00
138372	Konjice Vita	06/11/2019																
Exc Award (06/30/2021, 06/30/2022, 06/30/2020)			Active	29	0	0	0	0.00%	29		0			N	M,SC	0		\$104.70
51473	KOPER CAPODISTRIA	03/25/1991																
Exc Award (06/30/2021)			Active	21	0	2	-2	-8.70%	23	19	0		2	N	M,SC	7		\$115.00
59762	KRANJ	06/23/1997																
Exc Award (06/30/2018, 06/30/2024)			Active	25	0	0	0	0.00%	25		1			N	M,SC	0		\$416.00
58718	KRSKO	09/24/1996																
Exc Award (06/30/2016, 06/30/2023, 06/30/2020)			Active	24	2	2	0	0.00%	25	15	4				M,VP,SC	3		
106657	LENDAVA LENDVA	10/01/2009																
Exc Award (06/30/2024)			Active	33	1	2	-1	-2.94%	33	19	0				M,VP,SC	2		\$1,990.34
50742	LJUBLJANA	06/15/1990																
Exc Award (06/30/2019, 06/30/2020, 06/30/2020)			Active	21	0	2	-2	-8.70%	21	5	0			N		5		\$570.76
67414	LJUBLJANA BARJE	03/13/2003																
Exc Award (06/30/2020, 06/30/2021, 06/30/2020)			Active	7	0	0	0	0.00%	7		17			R	M,SC	24		
62377	LJUBLJANA EMONA	09/28/1999																
Exc Award (06/30/2023)			Active(1)	46	7	1	6	15.00%	39	13	0			N	M,SC	0		\$197.90
59318	LJUBLJANA FORUM	04/01/1997																
Exc Award (06/30/2016, 06/30/2023, 06/30/2020)			Active	20	2	4	-2	-9.09%	22	13	4				VP	2		
62866	LJUBLJANA ILIRIA	03/06/2000																
Exc Award (06/30/2016)																		



# Club Health Assessment for District 129 through May 2025

			Status	Membership							Reports					Finance		LCIF
Club Number	Club Name	Charter Date		Current Member Count	YTD Members Added	YTD Members Dropped	YTD Net Growth	YTD Net Growth%	Member Count 12 Months Ago	Avg. length of service for dropped members	Months Since Last MMR ***	Yrs. Since Last Officer Report	President Rotation	Vice President Reported ****	Months Since Last Activity Report ***	Account Balance	Donations for current Fiscal Year	
			Number of times on status quo within last two years	If below 15 members appears				If net loss is greater than 20% appears			If no report in 3 months appears in	When more than one year appears in	Number of repeat terms	Notes the officers that do not have an active	If no report at 12 months appears in red			
84638	LJUBLJANA OMNIA	01/04/2005	Active	22	2	2	0	0.00%	22	15	1			N	M,SC	5	\$249.45	
	Exc Award (06/30/2020, 06/30/2022, 06/30/2024)																	
57608	LJUBLJANA ROZNIK	12/06/1995	Active	20	0	0	0	0.00%	19		4			R	M,SC	24+		
	Exc Award (06/30/2023, 06/30/2024)																	
54246	LJUBLJANA TIVOLI	03/08/1993	Active	23	1	0	1	4.55%	22		0				M,VP,SC	1	\$218.00	
	Exc Award (06/30/2019, 06/30/2023)																	
122198	Ljubljana Vega	05/13/2014	Active	27	6	1	5	22.73%	22	0	5			R	M,SC	0	\$2,017.13	
	Exc Award (06/30/2021, 06/30/2022, 06/30/2024)																	
104693	LJUBLJANA VIVA	02/09/2009	Active	26	2	3	-1	-3.70%	27	14	0			N		0		
	Exc Award (06/30/2021, 06/30/2022, 06/30/2024)																	
105553	LJUTOMER	05/26/2009	Active	41	2	1	1	2.50%	40	12	4			N		0	\$517.00	
	Exc Award (06/30/2018, 06/30/2019, 06/30/2024)																	
55176	MARIBOR	12/29/1993	Active	18	0	5	-5	-21.74%	23	24	3			N		0		
	Exc Award (06/30/2021, 06/30/2022)																	
55263	MARIBOR PIRAMIDA	01/24/1994	Active	27	5	1	4	17.39%	23	0	1			N	SC	24+		
	Exc Award (06/30/2017, 06/30/2022)																	
101084	MARIBOR ZARJA	02/01/2008	Active	33	3	7	-4	-10.81%	37	12	1			N	M,SC	1	\$159.95	
	Exc Award (06/30/2017, 06/30/2018, 06/30/2024)																	
51137	MURSKA SOBOTA	12/18/1990	Active	40	2	2	0	0.00%	42	9	2			N	SC	1	\$105.00	
	Exc Award (06/30/2022, 06/30/2023)																	
55294	NOVA GORICA	02/14/1994	Active	11	0	0	0	0.00%	11		0		2	N	M,SC	0		
54684	NOVO MESTO	06/28/1993	Active	37	4	0	4	12.12%	33		0			N		2	\$758.75	
	Exc Award (06/30/2016, 06/30/2020, 07/01/2025)																	
130494	Podzemelj Bela Krajina	03/22/2017	Active	15	0	1	-1	-6.25%	16	8	5			N	M,SC	8	\$110.00	
124926	Portoroz Zarja	06/10/2015	Active	25	1	2	-1	-3.85%	26	6	8				VP	0	\$303.00	
	Exc Award (06/30/2023, 06/30/2024)																	
57253	POSTOJNA PROTEUS	07/28/1995	Status Quo(3)	5	0	2	-2	-28.57%	7	19	2		6	R	M,SC	24+	90+ Days	
61017	PTUJ	07/09/1998	Active(1)	27	0	2	-2	-6.90%	28	14	0			N	T,SC	11		
	Exc Award (06/30/2021, 06/30/2022)																	



# Club Health Assessment for District 129 through May 2025

			Status	Membership							Reports					Finance		LCIF
Club Number	Club Name	Charter Date		Current Member Count	YTD Members Added	YTD Members Dropped	YTD Net Growth	YTD Net Growth%	Member Count 12 Months Ago	Avg. length of service for dropped members	Months Since Last MMR ***	Yrs. Since Last Officer Report	President Rotation	Vice President Reported ****	Months Since Last Activity Report ***	Account Balance	Donations for current Fiscal Year	
			Number of times on status quo within last two years	If below 15 members appears				If net loss is greater than 20% appears			If no report in 3 months appears in	When more than one year appears in	Number of repeat terms	Notes the officers that do not have an active	If no report at 12 months appears in red			
138319	Ptuj Primus	06/11/2019	Active	25	0	1	-1	-3.85%	26	5	0			N	0		\$743.47	
	Exc Award (06/30/2020, 06/30/2021, 06/30/2022)																	
61684	RIBNICA	03/24/1999	Active	33	0	0	0	0.00%	33		7			M,VP,SC	21			
	Exc Award (06/30/2016, 06/30/2021)																	
67327	ROGASKA SLATINA	02/28/2003	Active	39	2	2	0	0.00%	39	16	1			M,VP,SC	0			
	Exc Award (06/30/2020, 06/30/2022, 06/30/2024)																	
63185	SAVINJSKA DOLINA	05/17/2000	Active	17	0	0	0	0.00%	17		14			N	M,SC	1		
	Exc Award (06/30/2024)																	
57659	SEZANA	12/27/1995	Active	35	5	2	3	9.38%	32	5	0			N	M,SC	5	\$105.00	
	Exc Award (06/30/2016, 06/30/2020, 06/30/2022)																	
65208	SKOFJA LOKA	04/09/2002	Active	23	1	2	-1	-4.17%	24	20	0			N	T,M,SC	1		
	Exc Award (06/30/2023)																	
57974	SLOVENJ GRADEC	03/11/1996	Active	38	3	0	3	8.57%	35		1			N	M	1	\$350.00	
	Exc Award (06/30/2017, 06/30/2018, 06/30/2022)																	
105502	SLOVENSKA BISTRICA	05/18/2009	Active	30	3	2	1	3.45%	29	9	2		2	N	M,SC	4		
	Exc Award (06/30/2017, 06/30/2018, 06/30/2022)																	
57246	TRBOVLJE	07/21/1995	Active	20	0	2	-2	-9.09%	22	29	7			N	M,SC	0		
	Exc Award (06/30/2017)																	
62902	TRBOVLJE BRIN	03/09/2000	Active(1)	18	0	0	0	0.00%	18		0			N	M,SC	0	\$53.00	
	Exc Award (06/30/2017)																	
62528	TREBNJE	11/30/1999	Active	19	3	3	0	0.00%	19	15	0			N	M	1	\$105.00	
	Exc Award (06/30/2024)																	
63295	VELENJE	06/12/2000	Active	25	1	0	1	4.17%	23		0			N	M,SC	0		
58286	VOGRSKO	05/06/1996	Active	23	0	0	0	0.00%	23		8			N	M,SC	12	\$72.00	
	Exc Award (06/30/2016, 06/30/2017, 06/30/2022)																	
63284	VRHNIKA	06/07/2000	Active	32	2	2	0	0.00%	32	11	0			N	SC	0	\$405.00	
	Exc Award (06/30/2019, 06/30/2024)																	
58022	ZEMONO	03/18/1996	Active	20	2	0	2	11.11%	18		2			N	M,SC	0		



# Club Health Assessment for District 129 through May 2025

				Status				Membership						Reports				Finance		LCIF
Club Number	Club Name	Charter Date			Current Member Count	YTD Members Added	YTD Members Dropped	YTD Net Growth	YTD Net Growth%	Member Count 12 Months Ago	Avg. length of service for dropped members	Months Since Last MMR ***	Yrs. Since Last Officer Report	President Rotation	Vice President Reported ****	Months Since Last Activity Report ***	Account Balance	Donations for current Fiscal Year		
				Number of times on status quo within last two years	If below 15 members appears			If net loss is greater than 20% appears			If no report in 3 months appears in			When more than one year appears in	Number of repeat terms	Notes the officers that do not have an active	If no report at 12 months appears in red			
Current Total Clubs Count	YTD New Clubs Count	YTD Cancelled Clubs Count	YTD Net Club Gain	Current Total Members Count	YTD Add	YTD Drop	YTD Net Growth	YTD Net Growth %	Member Count 12 Months Ago	Average Member Count Per Club	% of Clubs with less than 20 members	% No MMR in 3 Months	% No Officer Report in 12 Months	% of Clubs with balance 90+ days	Number of Clubs in Status Quo	% Status Quo Clubs in Financial Suspension	Number of Cancelled Clubs	Average Cancelled Club Age	Members Lost Due to Cancellation	% of Clubs Cancelled for Non-Financial Reasons
62	2	0	2	1,578	131	84	47	3.07%	1,480	25	24%	35%	0%	5%	1	100%	0	0	0	0%

\* - P - Priority Club. Cancellation Reasons: 1-Objectives/conduct, 2-Non-active club, 5-Non-existing club, 6-Disbanding, 7-Merger, 8-Financial Suspension, 9-District/Multiple District Dues.

\*\* - Abbreviation: P-President, S-Secretary, T-Treasurer, M-Member Chairperson, VP-First Vice President, MC-Communications Chairperson, SC-Service Chairperson

\*\*\* - Abbreviation: N/R - Never reported using the Lions Clubs website, N/A - Not applicable, No password registered for the Lions Clubs website.

\*\*\*\* - Abbreviation: N - New, IP - Immediate Past, R - Repeat.




# Club Health Assessment for District 130 through May 2025

			Status	Membership							Reports					Finance		LCIF
Club Number	Club Name	Charter Date		Current Member Count	YTD Members Added	YTD Members Dropped	YTD Net Growth	YTD Net Growth%	Member Count 12 Months Ago	Avg. length of service for dropped members	Months Since Last MMR ***	Yrs. Since Last Officer Report	President Rotation	Vice President Reported ****	Months Since Last Activity Report ***	Account Balance	Donations for current Fiscal Year	
			Number of times on status quo within last two years	If below 15 members appears			If net loss is greater than 20% appears				If no report in 3 months appears in	When more than one year appears in	Number of repeat terms	Notes the officers that do not have an active	If no report at 12 months appears in red			
Clubs less than two years old																		
179231	Byala Kolyo Ficheto	11/20/2024	Active	21	23	2	21	100.00%	0	0	4			M,VP,SC	1			
171898	Gorna Oryahovitsa Ryahovets	05/31/2024	Active	16	0	7	-7	-30.43%	21	0	6		2	M,VP,SC	0			
156798	Pazardzhik - Maritsa	01/22/2024	Active	11	4	15	-11	-50.00%	22	2	2			N T,M,SC	1		\$360.00	
Exc Award (06/30/2024)																		
157839	Yambol	04/04/2024	Active	14	3	15	-12	-46.15%	20	1	2			N M,SC	0			
Clubs more than two years old																		
110936	BURGAS VIA PONTICA	05/10/2011	Active	13	3	0	3	30.00%	10		1			N	0		\$65.00	
Exc Award (06/30/2018)																		
62529	DOBRIC	12/01/1999	Active	24	1	1	0	0.00%	24	6	4		2	R T,M,SC	0			
Exc Award (06/30/2023, 06/30/2024)																		
105504	GABROVO	05/19/2009	Active(1)	15	0	4	-4	-21.05%	19	3	6			N T,M,VP,SC	2			
Exc Award (06/30/2016, 06/30/2018, 06/30/2020)																		
149333	Lyubimets	01/06/2022	Active	20	2	3	-1	-4.76%	22	2	0			N M,SC	6			
105225	PANAGYURISHTE	04/27/2009	Active	24	0	0	0	0.00%	24		14			N M,SC	4		\$240.00	
Exc Award (06/30/2023)																		
61882	PAZARDJIK	05/03/1999	Active	38	0	5	-5	-11.63%	42	11	0			N M,SC	11			
Exc Award (06/30/2024)																		
63623	PAZARDJIK TRAKIA	10/11/2000	Active	31	5	1	4	14.81%	27	4	0			IP M	6		(\$220.00)	
Exc Award (06/30/2020, 06/30/2021, 06/30/2022)																		
133983	Pleven Ogledalo	03/15/2018	Active(1)	18	2	1	1	5.88%	16	0	6			N M,SC	0		\$25.00	
Exc Award (06/30/2022)																		
153314	Pleven Olympians	12/29/2022	Active	21	1	2	-1	-4.55%	19	3	0			N SC	8			
59699	PLOVDIV	06/06/1997	Active	13	0	2	-2	-13.33%	15	4	0			N M,SC	13			
Exc Award (06/30/2023)																		
62031	PLOVDIV EVRIDIKA	06/04/1999	Active	28	0	0	0	0.00%	27		11			S,M,VP,SC	1			
Exc Award (06/30/2018, 06/30/2019, 06/30/2020)																		
99763	PLOVDIV PHILIPPOPOLIS	06/28/2007	Active(2)	6	0	0	0	0.00%	7		0		4	M,VP,SC	13			



# Club Health Assessment for District 130 through May 2025

			Status	Membership							Reports					Finance		LCIF
Club Number	Club Name	Charter Date		Current Member Count	YTD Members Added	YTD Members Dropped	YTD Net Growth	YTD Net Growth%	Member Count 12 Months Ago	Avg. length of service for dropped members	Months Since Last MMR ***	Yrs. Since Last Officer Report	President Rotation	Vice President Reported ****	Months Since Last Activity Report ***	Account Balance	Donations for current Fiscal Year	
			Number of times on status quo within last two years	If below 15 members appears			If net loss is greater than 20% appears				If no report in 3 months appears in	When more than one year appears in	Number of repeat terms	Notes the officers that do not have an active	If no report at 12 months appears in red			
Exc Award (06/30/2018)																		
154419	Rakovski	05/25/2023	Active	6	1	9	-8	-57.14%	14	1	5			M,VP,SC	7			
64551	RAZGRAD	06/20/2001	Active	34	0	0	0	0.00%	34		11			N	P,SC	15		
58436	RUSSE	06/12/1996	Active	16	1	1	0	0.00%	17	19	2			M,VP,SC	15			
108329	RUSSE NORTH	05/11/2010	Active	13	0	0	0	0.00%	13		14			M,VP,SC	8			
Exc Award (06/30/2016)																		
60541	RUSSE SEXAGINTA PRISTA	03/16/1998	Active	37	0	0	0	0.00%	37		15			N	M,SC	0	\$205.00	
Exc Award (06/30/2021, 06/30/2022, 06/30/20)																		
98623	SILISTRA	03/27/2007	Active(2)	16	0	0	0	0.00%	16		11		5	M,VP,SC	12			
62530	SMOLYAN	12/01/1999	Active(1)	9	0	0	0	0.00%	9		11		4	M,VP	16			
103793	SOFIA DIAMOND	10/14/2008	Active	29	1	0	1	3.57%	28		2			R	M,SC	7		
60263	SOFIA SREDETS	01/05/1998	Active(1)	13	4	1	3	30.00%	10	19	2		3	R	M,SC	12	90+ Days	
99266	SOFIA VITOSHA	05/01/2007	Active	24	1	3	-2	-7.69%	26	9	3			N	SC	12	90+ Days	
127341	Stara Zagora	05/06/2016	Active	20	1	1	0	0.00%	21	7	3		2	N	M,VP,SC	17	\$10.00	
Exc Award (06/30/2021)																		
100776	STARA ZAGORA AUGUSTA	12/10/2007	Active	32	0	1	-1	-3.03%	32	4	2			N	M	1	\$2,276.97	
Exc Award (06/30/2016, 06/30/2019, 06/30/20)																		
65473	STARA ZAGORA TRAKIA	06/10/2002	Active(1)	13	0	1	-1	-7.14%	14	5	6		2	N	VP,SC	17		
116721	SVILENGRAD SVILENA	05/01/2012	Active	26	0	2	-2	-7.14%	31	2	0			M,VP,SC	2		\$130.00	
Exc Award (06/30/2016, 06/30/2018, 06/30/20)																		
118668	TARGOVISHTTE	01/30/2013	Active	12	3	2	1	9.09%	11	11	2			M,VP,SC	1			
Exc Award (06/30/2024)																		
61941	VARNA	05/19/1999	Active	12	0	0	0	0.00%	12		24		5	R	M,SC	13		
110710	VARNA ACADEMICA	04/05/2011	Active	11	1	0	1	10.00%	10		2		4		VP,SC	15	\$30.00	
Exc Award (06/30/2019, 06/30/2020)																		
68673	VELIKO TARNOVO	04/21/2003	Active	19	0	3	-3	-13.64%	22	14	4			S,M,VP,SC	2			
77412	VELIKO TARNOVO TSAREVETS	07/09/2003	Active	15	0	0	0	0.00%	15		8		2	N	M,SC	6	\$75.00	



# Club Health Assessment for District 130 through May 2025

			Status				Membership					Reports					Finance		LCIF	
Club Number	Club Name	Charter Date		Current Member Count	YTD Members Added	YTD Members Dropped	YTD Net Growth	YTD Net Growth%	Member Count 12 Months Ago	Avg. length of service for dropped members	Months Since Last MMR ***	Yrs. Since Last Officer Report	President Rotation	Vice President Reported ****	Months Since Last Activity Report ***	Account Balance	Donations for current Fiscal Year			
			Number of times on status quo within last two years	If below 15 members appears				If net loss is greater than 20% appears			If no report in 3 months appears in	When more than one year appears in	Number of repeat terms	Notes the officers that do not have an active	If no report at 12 months appears in red					
Exc Award (06/30/2016, 06/30/2023)																				
145795	Veliko Tarnovo Yantar	03/31/2021	Active	27	3	4	-1	-3.57%	29	3	1			N	M,VP,SC	0				
Exc Award (06/30/2021, 06/30/2023, 06/30/20)																				
68472	VELIKO TARNOVO-ARBANASSI	04/15/2003	Active(1)	16	0	0	0	0.00%	16		11			N	M,SC	12				
Exc Award (06/30/2023)																				
110709	VELINGRAD	04/04/2011	Status Quo(3)	5	0	0	0	0.00%	5		18		2		P,T,M,VP,SC	15	90+ Days			
Exc Award (06/30/2016)																				
108933	VIDIN VIDA	07/28/2010	Active	1	0	0	0	0.00%	1		6		7		M,VP,SC	16				
Current Total Clubs Count	YTD New Clubs Count	YTD Cancelled Clubs Count	YTD Net Club Gain	Current Total Members Count	YTD Add	YTD Drop	YTD Net Growth	YTD Net Growth %	Member Count 12 Months Ago	Average Member Count Per Club	% of Clubs with less than 20 members	% No MMR in 3 Months	% No Officer Report in 12 Months	% of Clubs with balance 90+ days	Number of Clubs in Status Quo	% Status Quo Clubs in Financial Suspension	Number of Cancelled Clubs	Average Cancelled Club Age	Members Lost Due to Cancellation	% of Clubs Cancelled for Non-Financial Reasons
39	1	0	1	719	60	86	-26	-3.49%	738	18	59%	56%	0%	8%	1	100%	0	0	0	0%

\* - P - Priority Club. Cancellation Reasons: 1-Objectives/conduct, 2-Non-active club, 5-Non-existing club, 6-Disbanding, 7-Merger, 8-Financial Suspension, 9-District/Multiple District Dues.

\*\* - Abbreviation: P-President, S-Secretary, T-Treasurer, M-Member Chairperson, VP-First Vice President, MC-Communications Chairperson, SC-Service Chairperson

\*\*\* - Abbreviation: N/R - Never reported using the Lions Clubs website, N/A - Not applicable, No password registered for the Lions Clubs website.

\*\*\*\* - Abbreviation: N - New, IP - Immediate Past, R - Repeat.






# Club Health Assessment for District 131 through May 2025

			Status	Membership							Reports					Finance		LCIF
Club Number	Club Name	Charter Date		Current Member Count	YTD Members Added	YTD Members Dropped	YTD Net Growth	YTD Net Growth%	Member Count 12 Months Ago	Avg. length of service for dropped members	Months Since Last MMR ***	Yrs. Since Last Officer Report	President Rotation	Vice President Reported ****	Months Since Last Activity Report ***	Account Balance	Donations for current Fiscal Year	
			Number of times on status quo within last two years	If below 15 members appears				If net loss is greater than 20% appears			If no report in 3 months appears in	When more than one year appears in	Number of repeat terms	Notes the officers that do not have appears in an active	If no report at 12 months red			
Clubs less than two years old																		
181700	Kalvarija LIONS	04/07/2025	Newly Chartered	22	22	0	22	100.00%	0		1			M,VP,SC	N/R			
155168	Pakruojis	09/07/2023	Active(1)	20	0	1	-1	-4.76%	21	1	1		3	R	M,SC	0		
Clubs more than two years old																		
136298	Alytaus Lions Moteru	09/07/2018	Active(1)	15	6	1	5	50.00%	10	1	1			N	M,SC	13	90+ Days \$2,080.97	
62852	ALYTUS DZUKIJOS	03/03/2000	Active(1)	28	0	5	-5	-15.15%	33	16	2			N	M,SC	2	\$1,560.73	
100056	DRUSKININKAI MOTERU	08/22/2007	Active(1)	26	1	1	0	0.00%	26	9	2			N	M	2	\$780.37	
Exc Award (06/30/2023, 06/30/2024)																		
59989	JURBARKAS	09/19/1997	Active(1)	15	0	4	-4	-21.05%	19	8	5			N	T,M,SC	2	\$880.37	
Exc Award (06/30/2023)																		
51075	KAUNAS	11/15/1990	Active(1)	22	0	0	0	0.00%	22		0	1	None		P,S,T,M,VP SC	18		
58199	KAUNAS CIURLIONIS	04/24/1996	Active(1)	16	0	2	-2	-11.11%	19	11	0		2	N	M,VP	1	\$312.15	
108166	KAUNAS TAURAS	04/26/2010	Active(1)	17	2	0	2	13.33%	15		0			N	SC	0	\$1,560.73	
132370	Kaunas Women	08/07/2017	Active(1)	11	1	5	-4	-26.67%	15	6	1		2	N	S,T,M,SC	0	90+ Days	
124302	Kedainiai Women	03/17/2015	Active(1)	26	0	0	0	0.00%	26		10			N	M	0		
Exc Award (06/30/2023)																		
59619	KLAIPEDA	05/27/1997	Active(1)	9	0	1	-1	-10.00%	10	8	10			R	M,SC	N/R		
60540	KLAIPEDA KRASTO	03/16/1998	Active(1)	13	1	0	1	8.33%	12		4			N	M,SC	4	90+ Days \$324.10	
85932	KLAIPEDA SMILTE	03/21/2005	Active(1)	26	1	2	-1	-3.70%	26	11	1			N		15		
Exc Award (06/30/2020)																		
143677	Marijampole Women	11/19/2020	Active(1)	13	0	3	-3	-18.75%	17	4	0			N	T,M,SC	0	\$780.37	
65104	MARIJAMPOLES APSKRITIES	03/12/2002	Active(1)	27	0	0	0	0.00%	27		0		None		P,T,M,VP,SC	1	\$1,610.73	
89062	MAZEIKIAI WOMEN'S	08/08/2005	Active(1)	21	3	0	3	16.67%	18		0			N	M	24+		
89043	NIDA	07/27/2005	Active(1)	10	0	0	0	0.00%	10		10	1	None		P,S,T,M,VP SC	18		
101232	PALANGA WOMEN'S	02/13/2008	Active(1)	18	2	0	2	12.50%	16		0			N	M,VP	24+	\$324.10	
55543	PANEVEZYS	04/11/1994	Active(1)	27	0	0	0	0.00%	22		11			N		15	\$312.15	



Club Health Assessment for District 131 through May 2025

			Status	Membership							Reports					Finance		LCIF
Club Number	Club Name	Charter Date		Current Member Count	YTD Members Added	YTD Members Dropped	YTD Net Growth	YTD Net Growth%	Member Count 12 Months Ago	Avg. length of service for dropped members	Months Since Last MMR ***	Yrs. Since Last Officer Report	President Rotation	Vice President Reported ****	Months Since Last Activity Report ***	Account Balance	Donations for current Fiscal Year	
			Number of times on status quo within last two years	If below 15 members appears				If net loss is greater than 20% appears			If no report in 3 months appears in	When more than one year appears in	Number of repeat terms	Notes the officers that do not have an active	If no report at 12 months appears in red			
Exc Award (06/30/2023)																		
67148	PLUNGE	01/14/2003	Active(1)	33	1	1	0	0.00%	33	22	4			M,VP,SC	13			
108834	SAKIU	06/29/2010	Active(1)	22	0	3	-3	-12.00%	25	7	0		N	SC	0		\$780.37	
Exc Award (06/30/2021, 06/30/2023)																		
55720	SIAULIAI	05/18/1994	Active(1)	23	0	0	0	0.00%	23		10		N	M,SC	6		\$1,560.73	
Exc Award (06/30/2024)																		
65043	SIAULIAI ALKA	02/27/2002	Active(1)	27	1	2	-1	-3.57%	28	20	0		N	M,SC	0		\$1,303.19	
Exc Award (06/30/2023, 06/30/2024)																		
84289	SIAULIAI RAJONS	10/15/2004	Active(1)	23	1	0	1	4.55%	22		7			M,VP,SC	23		\$780.37	
82882	SIAULIAI WOMEN	06/28/2004	Active(1)	27	0	0	0	0.00%	27		9			M,VP,SC	5		\$1,710.73	
Exc Award (06/30/2021, 06/30/2023)																		
136617	Taurages	04/15/2019	Active(1)	11	0	0	0	0.00%	11		1		N	SC	4		\$624.95	
Exc Award (06/30/2020)																		
59113	TELSIAI	02/12/1997	Active(1)	26	3	1	2	8.33%	24	2	4		N	M	0		\$324.10	
Exc Award (06/30/2023)																		
121417	Telsiai Women	02/21/2014	Active(1)	17	3	2	1	6.25%	16	5	0		2	N	0		\$1,383.66	
135905	Ukmerges	07/17/2018	Active(1)	19	1	0	1	5.56%	18		0		N	M,SC	14		\$1,710.73	
Exc Award (06/30/2023)																		
64677	UZPALIAI	09/07/2001	Active(1)	15	0	5	-5	-25.00%	20	13	0			T,M,VP,SC	N/R			
96832	VILKAVISKIS	04/03/2006	Active(1)	30	3	0	3	11.11%	27		9		N	M	0		\$1,504.66	
Exc Award (06/30/2023)																		
82381	VILNIAUS VYTAUTO DIDZIOJO	05/20/2004	Active(1)	20	2	2	0	0.00%	20	20	0		N	M,SC	17		\$1,092.51	
60828	VILNIUS CAPITAL	06/03/1998	Active(1)	15	0	0	0	0.00%	15		0		N	T,SC	N/R		\$624.28	
78128	VILNIUS KING MINDAUGAS	01/26/2004	Active(1)	25	1	0	1	4.17%	24		3		N	M	2		\$162.05	
Exc Award (06/30/2021, 06/30/2024)																		
61164	VILNIUS KRISTOFORAS	10/05/1998	Active(1)	12	0	1	-1	-7.69%	13	14	2		N	M,SC	3		\$156.07	
110672	VILNIUS WOMEN'S	06/07/2011	Active(1)	15	0	0	0	0.00%	14		11		3	N	SC	0		\$156.07
Exc Award (06/30/2021)																		



## Club Health Assessment for District 131 through May 2025

			Status	Membership							Reports					Finance	LCIF
Club Number	Club Name	Charter Date		Current Member Count	YTD Members Added	YTD Members Dropped	YTD Net Growth	YTD Net Growth%	Member Count 12 Months Ago	Avg. length of service for dropped members	Months Since Last MMR ***	Yrs. Since Last Officer Report	President Rotation	Vice President Reported ****	Months Since Last Activity Report ***	Account Balance	Donations for current Fiscal Year
			Number of times on status quo within last two years	If below 15 members appears				If net loss is greater than 20% appears			If no report in 3 months appears in	When more than one year appears in	Number of repeat terms	Notes the officers that do not have an active	If no report at 12 months appears in red		

Clubs Cancelled Previous Fiscal Year – Clubs Cancelled within last 12 months may be reinstated

Club Number	Club Name	Charter Date	Current Status*	Cancellation Date
148317	Vilnius Littouwin	10/06/2021	Cancelled(2*)	12/29/2023

Current Total Clubs Count	YTD New Clubs Count	YTD Cancelled Clubs Count	YTD Net Club Gain	Current Total Members Count	YTD Add	YTD Drop	YTD Net Growth	YTD Net Growth %	Member Count 12 Months Ago	Average Member Count Per Club	% of Clubs with less than 20 members	% No MMR in 3 Months	% No Officer Report in 12 Months	% of Clubs with balance 90+ days	Number of Clubs in Status Quo	% Status Quo Clubs in Financial Suspension	Number of Cancelled Clubs	Average Cancelled Club Age	Members Lost Due to Cancellation	% of Clubs Cancelled for Non-Financial Reasons
37	1	0	1	742	55	42	13	1.78%	724	20	46%	38%	5%	8%	0	0%	0	0	0	0%

\* - P - Priority Club. Cancellation Reasons: 1-Objectives/conduct, 2-Non-active club, 5-Non-existing club, 6-Disbanding, 7-Merger, 8-Financial Suspension, 9-District/Multiple District Dues.

\*\* - Abbreviation: P-President, S-Secretary, T-Treasurer, M-Member Chairperson, VP-First Vice President, MC-Communications Chairperson, SC-Service Chairperson

\*\*\* - Abbreviation: N/R - Never reported using the Lions Clubs website, N/A - Not applicable, No password registered for the Lions Clubs website.

\*\*\*\* - Abbreviation: N - New, IP - Immediate Past, R - Repeat.



# Club Health Assessment for District 132 through May 2025

			Status	Membership							Reports					Finance		LCIF		
Club Number	Club Name	Charter Date		Current Member Count	YTD Members Added	YTD Members Dropped	YTD Net Growth	YTD Net Growth%	Member Count 12 Months Ago	Avg. length of service for dropped members	Months Since Last MMR ***	Yrs. Since Last Officer Report	President Rotation	Vice President Reported ****	Months Since Last Activity Report ***	Account Balance	Donations for current Fiscal Year			
			Number of times on status quo within last two years	If below 15 members appears					If net loss is greater than 20% appears					If no report in 3 months appears in	When more than one year appears in	Number of repeat terms	Notes the officers that do not have an active	If no report at 12 months appears in red		
Clubs less than two years old																				
180222	Štip	01/16/2025	Active	22	22	0	22	100.00%	0		3			N	SC	3				
Clubs more than two years old																				
99545	BITOLA	06/06/2007	Active(1)	10	0	10	-10	-50.00%	20	4	0		2	N	M,SC	5				
Exc Award (06/30/2016, 06/30/2017)																				
104069	BITOLA HERAKLEJA	12/09/2008	Active	15	0	0	0	0.00%	15		0			N	T	0				
Exc Award (06/30/2016, 06/30/2017, 06/30/20)																				
105516	BITOLA KABADAYA	06/11/2009	Active(1)	25	0	0	0	0.00%	25		15			N	SC	4				
Exc Award (06/30/2016)																				
104615	GEVGELIJA	02/02/2009	Active(2)	10	11	1	10	100.00%	10	0	7			N	S,T	1				
Exc Award (06/30/2016)																				
131322	Kavadarci Tikves	06/14/2017	Active	16	0	4	-4	-20.00%	20	5	0			N	M,SC	0				
Exc Award (06/30/2023)																				
100189	KUMANOVO	09/14/2007	Active(2)	13	1	0	1	8.33%	12		0			N	VP	5				
Exc Award (06/30/2016, 06/30/2017)																				
104832	LYCHNIDOS	02/24/2009	Active(1)	18	18	0	18	100.00%	17		0			N	M,SC	5				
Exc Award (06/30/2016)																				
99369	OHRID	05/16/2007	Active	15	0	0	0	0.00%	15		0			N	M	2				
Exc Award (06/30/2017)																				
99549	OHRID DESARETI	06/06/2007	Active	20	0	0	0	0.00%	20		18			N	S,SC	1				
Exc Award (06/30/2023)																				
116601	OHRID-DENICA	04/18/2012	Active	16	1	1	0	0.00%	16	13	2				M,VP,SC	0				
Exc Award (06/30/2016)																				
104176	PRILEP	12/17/2008	Active	9	3	4	-1	-10.00%	10	2	1				M,VP,SC	1				
Exc Award (06/30/2016, 06/30/2017)																				
99370	SKOPJE ALFA	05/16/2007	Active(1)	20	2	0	2	11.11%	18		10			N	M,SC	1				
Exc Award (06/30/2016, 06/30/2017, 06/30/20)																				
84017	SKOPJE CENTRE	08/16/2004	Active(3)	8	0	0	0	0.00%	8		11	1	None		P,S,T,M,VP SC	24+				
Exc Award (06/30/2016, 06/30/2017)																				



# Club Health Assessment for District 132 through May 2025

			Status	Membership								Reports					Finance		LCIF
Club Number	Club Name	Charter Date		Current Member Count	YTD Members Added	YTD Members Dropped	YTD Net Growth	YTD Net Growth%	Member Count 12 Months Ago	Avg. length of service for dropped members	Months Since Last MMR ***	Yrs. Since Last Officer Report	President Rotation	Vice President Reported ****	Months Since Last Activity Report ***	Account Balance	Donations for current Fiscal Year		
			Number of times on status quo within last two years	If below 15 members appears				If net loss is greater than 20% appears			If no report in 3 months appears in	When more than one year appears in	Number of repeat terms	Notes the officers that do not have an active	If no report at 12 months appears in red				
123783	Skopje Darma	12/10/2014	Active	10	6	3	3	42.86%	7	10	0		None	P,S,M,VP,SC	5				
131320	Skopje Debar Maalo	06/19/2017	Active(1)	5	0	0	0	0.00%	5		10		None	P,S,T,M,VP SC	24+				
59920	SKOPJE GAZI BABA	08/04/1997	Active(1)	19	0	0	0	0.00%	19		18		None	P,S,M,VP,SC	24+				
Exc Award (06/30/2016, 06/30/2017)																			
119174	SKOPJE HIPPOCRATES	04/15/2013	Active	7	0	0	0	0.00%	7		1			M,VP,SC	6				
Exc Award (06/30/2017)																			
105563	SKOPJE KALE	05/20/2009	Active	18	7	3	4	28.57%	11	1	0		N	M,SC	21				
Exc Award (06/30/2016, 06/30/2017)																			
141888	Skopje Kruna	06/30/2020	Active	11	4	0	4	57.14%	7		0			M,VP,SC	0				
119550	Skopje Lux Aeterna	06/10/2013	Active	21	1	2	-1	-4.55%	24	11	6		N	VP,SC	6				
Exc Award (06/30/2016, 06/30/2017, 06/30/2020)																			
126243	Skopje Matka	11/30/2015	Active	19	6	10	-4	-17.39%	23	2	0		N		1		\$250.46		
Exc Award (06/30/2016, 06/30/2017, 06/30/2020)																			
111344	SKOPJE PAJKO MAALO	06/09/2011	Active	17	1	0	1	6.25%	16		3		N	M,SC	5				
Exc Award (06/30/2016, 06/30/2017)																			
122582	Skopje Spiritus	06/20/2014	Active	6	0	0	0	0.00%	6		41			M,VP,SC	1				
61610	SKOPJE ST PANTELEMON	03/08/1999	Active	25	0	2	-2	-7.41%	26	14	1		N	SC	1		\$100.00		
Exc Award (06/30/2017, 06/30/2022, 06/30/2020)																			
133266	Skopje Stone Bridge	11/28/2017	Cancelled(6*)	0	0	0	0	0.00%	10		11		None	P,S,T,M,VP SC	24+				
Exc Award (06/30/2018)																			
89049	SKOPJE SVETLINA LIGHT	08/05/2005	Active	26	0	2	-2	-7.14%	28	8	0		N	SC	0				
Exc Award (06/30/2016, 06/30/2017, 06/30/2020)																			
63553	VARDAR SKOPJE	09/21/2000	Active	27	0	1	-1	-3.57%	28	25	0		N		1				
Exc Award (06/30/2016, 06/30/2017, 06/30/2020)																			
108773	VELES	06/23/2010	Active(1)	23	0	1	-1	-4.17%	27	8	5		N		6				
Exc Award (06/30/2016, 06/30/2017, 06/30/2020)																			



# Club Health Assessment for District 132 through May 2025

			Status	Membership							Reports					Finance	LCIF
Club Number	Club Name	Charter Date		Current Member Count	YTD Members Added	YTD Members Dropped	YTD Net Growth	YTD Net Growth%	Member Count 12 Months Ago	Avg. length of service for members	Months Since Last MMR ***	Yrs. Since Last Officer Report	President Rotation	Vice President Reported ****	Months Since Last Activity Report ***	Account Balance	Donations for current Fiscal Year
			Number of times on status quo within last two years	If below 15 members appears			If net loss is greater than 20% appears				If no report in 3 months appears in	When more than one year appears in	Number of repeat terms	Notes the officers that do not have an active	If no report at 12 months appears in red		

Clubs Cancelled Previous Fiscal Year – Clubs Cancelled within last 12 months may be reinstated

Club Number	Club Name	Charter Date	Current Status*	Cancellation Date
116966	KRUSHEVO	05/29/2012	Cancelled(8*)	06/29/2024
119861	Skopje Zograf	06/27/2013	Cancelled(8*)	06/29/2024

Current Total Clubs Count	YTD New Clubs Count	YTD Cancelled Clubs Count	YTD Net Club Gain	Current Total Members Count	YTD Add	YTD Drop	YTD Net Growth	YTD Net Growth %	Member Count 12 Months Ago	Average Member Count Per Club	% of Clubs with less than 20 members	% No MMR in 3 Months	% No Officer Report in 12 Months	% of Clubs with balance 90+ days	Number of Clubs in Status Quo	% Status Quo Clubs in Financial Suspension	Number of Cancelled Clubs	Average Cancelled Club Age	Members Lost Due to Cancellation	% of Clubs Cancelled for Non-Financial Reasons
28	1	1	0	451	83	44	39	9.47%	450	16	68%	43%	4%	0%	0	0%	1	30	0	-100%

\* - P - Priority Club. Cancellation Reasons: 1-Objectives/conduct, 2-Non-active club, 5-Non-existing club, 6-Disbanding, 7-Merger, 8-Financial Suspension, 9-District/Multiple District Dues.

\*\* - Abbreviation: P-President, S-Secretary, T-Treasurer, M-Member Chairperson, VP-First Vice President, MC-Communications Chairperson, SC-Service Chairperson

\*\*\* - Abbreviation: N/R - Never reported using the Lions Clubs website, N/A - Not applicable, No password registered for the Lions Clubs website.

\*\*\*\* - Abbreviation: N - New, IP - Immediate Past, R - Repeat.



# Club Health Assessment for District 133 through May 2025

			Status	Membership							Reports					Finance		LCIF
Club Number	Club Name	Charter Date		Current Member Count	YTD Members Added	YTD Members Dropped	YTD Net Growth	YTD Net Growth%	Member Count 12 Months Ago	Avg. length of service for dropped members	Months Since Last MMR ***	Yrs. Since Last Officer Report	President Rotation	Vice President Reported ****	Months Since Last Activity Report ***	Account Balance	Donations for current Fiscal Year	
			Number of times on status quo within last two years	If below 15 members appears				If net loss is greater than 20% appears			If no report in 3 months appears in	When more than one year appears in	Number of repeat terms	Notes the officers that do not have appears in an active	If no report at 12 months red			
Clubs more than two years old																		
67221	ABBEY LEIX AND DISTRICT	02/03/2003	Status Quo(1)	10	0	0	0	0.00%	10		18	1	None	P,S,T,M,VP SC	N/R	90+ Days		
20117	ANTRIM	06/01/1971	Active	26	0	1	-1	-3.70%	27	46	4		2	M,VP,SC	13			
31945	ANTRIM COAST L C	03/30/1976	Active(1)	28	1	2	-1	-3.45%	30	8	5			M,VP,SC	4			
67316	ARMAGH	02/27/2003	Status Quo(3)	10	0	1	-1	-9.09%	11	1	9		2	M,VP,SC	N/R	90+ Days		
52690	ASHBOURNE AND DISTRICT	03/17/1992	Active	36	0	1	-1	-2.70%	37	1	0		3	N M,SC	6			
Exc Award (06/30/2017, 06/30/2018, 06/30/20																		
20136	ATHY	06/29/1971	Active(1)	16	0	0	0	0.00%	16		18		2	M,VP,SC	24+			
36239	BALLINA	11/14/1978	Active(2)	51	0	1	-1	-1.92%	52	35	4			M,VP,SC	N/R			
41364	BALLINASLOE	05/21/1982	Active	13	2	2	0	0.00%	14	22	1		2	M,VP,SC	N/R			
135125	Ballsbridge	06/14/2018	Active	17	9	6	3	21.43%	14	4	3			S,M,VP,SC	24+			
42302	BALLYNAHINCH	02/25/1983	Active(1)	12	2	0	2	20.00%	10		0			M,VP,SC	24+		\$100.00	
62017	BALTINGLASS	06/02/1999	Status Quo(2)	9	0	0	0	0.00%	9		28		2	P,S,M,VP,SC	24+	90+ Days		
20120	BANBRIDGE	11/03/1965	Active	17	0	0	0	0.00%	17		12			R M,SC	0			
88506	BANTRY BAY	06/01/2005	Active	11	0	1	-1	-8.33%	14	17	0		3	R T,M,SC	16			
28050	BIRR OFFALY	02/20/1974	Active	35	0	0	0	0.00%	35		13		2	M,VP,SC	N/R		\$540.15	
51748	BISHOPSTOWN & DIST L C	06/10/1991	Active	19	0	0	0	0.00%	19		15		3	M,VP,SC	24+			
47487	BRAY	06/18/1987	Active	36	10	0	10	38.46%	26		1			N M,SC	16		\$1,620.47	
44993	CAHIR	05/20/1985	Active	15	0	0	0	0.00%	15		25			M,VP,SC	N/R			
34120	CARLOW	06/15/1977	Active(1)	33	0	0	0	0.00%	33		7			N M,SC	24+			
20137	CARRICK ON SUIR	02/28/1969	Active	28	4	0	4	16.67%	24		8		2	M,VP,SC	14			
Exc Award (06/30/2017)																		
20123	CARRICKFERGUS	06/19/1973	Active	17	0	0	0	0.00%	17		13		7	VP,SC	13			
102208	CARRICKMACROSS	05/20/2008	Active(1)	11	2	2	0	0.00%	11	14	3		2	N M,SC	24+			
48515	CARRIGALINE & DIST	05/02/1988	Active	43	7	3	4	10.26%	39	27	0			N SC	5		\$162.04	






# Club Health Assessment for District 133 through May 2025

			Status	Membership							Reports					Finance		LCIF
Club Number	Club Name	Charter Date		Current Member Count	YTD Members Added	YTD Members Dropped	YTD Net Growth	YTD Net Growth%	Member Count 12 Months Ago	Avg. length of service for dropped members	Months Since Last MMR ***	Yrs. Since Last Officer Report	President Rotation	Vice President Reported ****	Months Since Last Activity Report ***	Account Balance	Donations for current Fiscal Year	
			Number of times on status quo within last two years	If below 15 members appears				If net loss is greater than 20% appears			If no report in 3 months appears in	When more than one year appears in	Number of repeat terms	Notes the officers that do not have an active	If no report at 12 months appears in red			
20138	CASHEL	01/23/1961	Active	12	1	3	-2	-14.29%	14	3	8		4	M,VP,SC	24+		\$1,080.31	
33966	CASTLEBAR	05/23/1977	Cancelled(8*)	0	0	22	-22	-100.00%	22	22	5	1	None	P,S,T,M,VP SC	N/R	90+ Days		
49821	CHARLEVILLE	08/24/1989	Active	14	3	1	2	16.67%	12	9	4		2	M,VP,SC	N/R			
92317	CLAREMORRIS	12/12/2005	Active	13	0	0	0	0.00%	13		20			M,VP,SC	N/R		\$162.04	
20139	CLONMEL	02/01/1967	Active(1)	11	0	0	0	0.00%	11		0			N	P,M,SC	24+		
118927	CLONTARF & DISTRICTS	03/12/2013	Active	17	0	0	0	0.00%	17		9			N	M,SC	24+		
58405	COBH	06/17/1996	Active	16	7	1	6	60.00%	10	3	0		2	M,VP,SC	24			
20140	CORK	12/21/1957	Active	27	0	0	0	0.00%	27		10			N	M,SC	5	\$200.00	
45910	DOUGLAS & DISTRICT L C	03/13/1986	Active	19	0	0	0	0.00%	19		15		2	VP,SC	20			
20125	DOWNPATRICK	02/15/1973	Active	16	3	1	2	14.29%	16	52	1			M,VP,SC	13			
119052	DROGHEDA	03/28/2013	Active(1)	20	1	0	1	5.26%	19		10			N	M,SC	18		
20142	DUBLIN	04/22/1955	Active	26	0	3	-3	-10.34%	29	16	0			M,VP	7			
Exc Award (06/30/2023)																		
55844	DUBLIN CASTLEKNOCK	06/17/1994	Active(1)	19	1	0	1	5.56%	18		10		2	M,VP,SC	24+			
20144	DUN LAOGHAIRE	02/17/1969	Active	36	0	0	0	0.00%	36		5			M,VP,SC	24			
Exc Award (06/30/2023)																		
35384	DUNDALK	04/11/1978	Active	20	0	1	-1	-4.76%	21	1	0			M,VP,SC	1		\$1,080.31	
35385	DUNGARVAN	04/10/1978	Active(1)	36	3	7	-4	-10.00%	40	18	0			M,VP,SC	24	90+ Days	\$1.00	
45595	EDENDERRY & DISTRICT	12/26/1985	Active	18	0	1	-1	-5.26%	19	30	5		2	M,VP,SC	N/R			
33358	ENNIS	02/14/1977	Active	34	3	5	-2	-5.56%	36	10	6			P,M,VP,SC	16		\$1,080.31	
Exc Award (06/30/2023)																		
44862	ENNISCORTHY	04/23/1985	Active(1)	14	0	5	-5	-26.32%	19	16	2			S,M,VP,SC	24+			
43160	FERMOY	11/03/1983	Cancelled(8*)	0	0	7	-7	-100.00%	7	18	6		None	P,S,T,M,VP SC	24+	90+ Days		
20146	GALWAY	03/22/1972	Active	46	3	6	-3	-6.12%	51	22	0			N	M,SC	24+	\$2,160.63	
57075	GLASNEVIN	06/20/1995	Active(3)	5	0	0	0	0.00%	5		18		16	T,M,VP,SC	N/R			
44213	GOREY & DIST	08/13/1984	Active	5	0	0	0	0.00%	5		33		13	M,VP,SC	24+			




# Club Health Assessment for District 133 through May 2025

			Status	Membership							Reports					Finance	LCIF
Club Number	Club Name	Charter Date		Current Member Count	YTD Members Added	YTD Members Dropped	YTD Net Growth	YTD Net Growth%	Member Count 12 Months Ago	Avg. length of service for dropped members	Months Since Last MMR ***	Yrs. Since Last Officer Report	President Rotation	Vice President Reported ****	Months Since Last Activity Report ***	Account Balance	Donations for current Fiscal Year
			Number of times on status quo within last two years	If below 15 members appears				If net loss is greater than 20% appears			If no report in 3 months appears in	When more than one year appears in	Number of repeat terms	Notes the officers that do not have appears in an active	If no report at 12 months red		
20147	HOWTH SUTTON L C	11/06/1969	Active	26	0	2	-2	-7.14%	29	10	1			M,VP,SC	24		
	Exc Award (06/30/2023)																
59197	KILCULLEN	03/03/1997	Active	18	2	2	0	0.00%	18	3	4		2	M,VP,SC	N/R		
20148	KILKENNY	01/09/1967	Active	24	1	1	0	0.00%	24	35	2			N	19		
20149	KILLARNEY	03/16/1970	Active	24	3	7	-4	-14.29%	28	22	3			M,VP,SC	24+		
52724	KINSALE & DIST L C	03/18/1992	Active	52	8	2	6	13.04%	46	16	1			M,VP,SC	24+		\$1,080.31
57551	LETTERKENNY	11/29/1995	Active	23	4	4	0	0.00%	23	15	5		2	M,VP,SC	19		
20128	LIMAVADY	01/28/1971	Active	8	0	2	-2	-20.00%	10	14	4		3	M,VP,SC	24+		
20150	LIMERICK	05/20/1964	Status Quo(3)	4	0	5	-5	-55.56%	9	22	8	1	None	P,S,T,M,VP SC	N/R	90+ Days	
42983	LOUGHREA	08/11/1983	Active	16	0	1	-1	-5.88%	18	1	5			M,VP,SC	24+		\$324.09
48264	LUCAN	03/15/1988	Active(1)	13	0	1	-1	-7.14%	14	6	7			M,VP,SC	16		
56800	MACROOM	04/13/1995	Active(1)	9	0	0	0	0.00%	9		23		2	M,VP,SC	24+		
20151	MALAHIDE	08/20/1973	Active	37	2	2	0	0.00%	37	7	1			N SC	0		
39636	MAYNOOTH KILCOCK	03/31/1981	Active(1)	18	0	0	0	0.00%	18		14		4	M,VP,SC	24+		
37478	MITCHELSTOWN	08/06/1979	Active(1)	20	2	0	2	11.11%	18		7		3	P,M,VP,SC	24+		
51749	MONAGHAN	06/11/1991	Active	29	0	0	0	0.00%	29		0			N T,M,SC	24+		
36735	MULLINGAR	03/20/1979	Active	20	0	0	0	0.00%	20		18		2	M,VP,SC	24+		\$10.00
35961	NAAS	07/28/1978	Active	20	1	1	0	0.00%	20	1	0		2	M,VP,SC	1		
20152	NENAGH	04/30/1973	Active	28	0	3	-3	-9.68%	31	21	3			P,M,VP,SC	N/R		\$540.15
32964	NEWBRIDGE-KILDARE	11/05/1976	Active	20	1	3	-2	-9.09%	23	18	2			M,VP,SC	5		\$540.15
	Exc Award (06/30/2017, 06/30/2023)																
44453	NEWCASTLE	12/07/1984	Active	19	3	2	1	5.56%	18	2	0			N M,SC	0	90+ Days	\$100.00
	Exc Award (06/30/2023)																
78270	NEWCASTLE WEST	02/18/2004	Active(1)	19	0	1	-1	-5.00%	20	4	2			IP T,M,SC	2		
	Exc Award (06/30/2023)																
20132	NEWRY	11/13/1967	Active	19	0	0	0	0.00%	19		20		2	M,VP,SC	24+		



# Club Health Assessment for District 133 through May 2025

			Status	Membership							Reports					Finance	LCIF
Club Number	Club Name	Charter Date		Current Member Count	YTD Members Added	YTD Members Dropped	YTD Net Growth	YTD Net Growth%	Member Count 12 Months Ago	Avg. length of service for dropped members	Months Since Last MMR ***	Yrs. Since Last Officer Report	President Rotation	Vice President Reported ****	Months Since Last Activity Report ***	Account Balance	Donations for current Fiscal Year
			Number of times on status quo within last two years	If below 15 members appears				If net loss is greater than 20% appears			If no report in 3 months appears in	When more than one year appears in	Number of repeat terms	Notes the officers that do not have an active	If no report at 12 months appears in red		
99494	PORTARLINGTON	05/29/2007	Status Quo(2)	18	2	0	2	12.50%	16		9			T,M,VP,SC	24+	90+ Days	
32102	PORTLAOISE	04/20/1976	Active	26	0	0	0	0.00%	26		5		None	N	P,M,SC	N/R	
88288	PORTMARNOCK	05/17/2005	Active(1)	10	0	1	-1	-9.09%	11	3	3		2	M,VP,SC	24+		\$500.00
60264	PORTUMNA	01/02/1998	Active	12	1	3	-2	-14.29%	14	3	2			M,VP,SC	1		
Exc Award (06/30/2022)																	
48928	ROSCOMMON	10/03/1988	Cancelled(8*)	0	0	23	-23	-100.00%	23	17	5		None	P,S,T,M,VP SC	N/R	90+ Days	
20154	ROSCREA	07/02/1968	Active	33	0	3	-3	-8.33%	36	17	1			N	SC	7	
41837	SHANNON	09/13/1982	Active	9	1	2	-1	-10.00%	10	3	8		7	M,VP,SC	24+		
48115	SKIBBEREEN	02/08/1988	Active	18	0	0	0	0.00%	18		18			M,VP,SC	24		\$648.19
33967	SLIGO	05/24/1977	Active	13	2	2	0	0.00%	13	29	0			M,VP,SC	N/R		
20155	SUGAR LOAF L C	02/26/1968	Active	26	6	6	0	0.00%	26	25	0		2	M,VP,SC	0		
44454	SWORDS AND DISTRICT	12/11/1984	Active	14	0	0	0	0.00%	14		16			S,M,VP,SC	24+		
54669	TEMPLEMORE	06/24/1993	Active	25	1	0	1	4.17%	24		6		2	M,VP,SC	24+		\$540.15
20156	THURLES	06/01/1964	Active	45	0	3	-3	-6.25%	48	11	0			M,VP,SC	0		\$1,080.31
Exc Award (06/30/2023)																	
30476	TIPPERARY TOWN	03/26/1975	Active	11	0	0	0	0.00%	11		15			M,VP,SC	24+		
20157	TRALEE	11/19/1965	Active	17	1	0	1	6.25%	16		4		2	M,VP,SC	N/R		\$540.15
36736	TUAM	03/09/1979	Active	19	0	0	0	0.00%	19		24		5	M,VP,SC	24+		
30609	TULLAMORE	04/17/1975	Active	35	0	3	-3	-7.89%	38	18	0			M,VP,SC	16		
20158	WATERFORD	04/22/1965	Active(1)	38	4	2	2	5.56%	36	18	2		None	P,M,VP,SC	24+		\$1,080.31
47157	WESTPORT	04/06/1987	Active	19	0	0	0	0.00%	19		12		2	M,VP,SC	24+		
36911	WEXFORD	04/17/1979	Active	38	4	0	4	11.76%	34		10			M,VP,SC	4		\$1,062.04
Exc Award (06/30/2023)																	
46649	WICKLOW & DIST	11/04/1986	Active(1)	29	0	2	-2	-6.45%	32	20	0			M,VP,SC	14		



# Club Health Assessment for District 133 through May 2025

			Status	Membership							Reports					Finance	LCIF
Club Number	Club Name	Charter Date		Current Member Count	YTD Members Added	YTD Members Dropped	YTD Net Growth	YTD Net Growth%	Member Count 12 Months Ago	Avg. length of service for dropped members	Months Since Last MMR ***	Yrs. Since Last Officer Report	President Rotation	Vice President Reported ****	Months Since Last Activity Report ***	Account Balance	Donations for current Fiscal Year
			Number of times on status quo within last two years	If below 15 members appears				If net loss is greater than 20% appears			If no report in 3 months appears in	When more than one year appears in	Number of repeat terms	Notes the officers that do not have an active	If no report at 12 months appears in red		

Clubs Cancelled Previous Fiscal Year – Clubs Cancelled within last 12 months may be reinstated

Club Number	Club Name	Charter Date	Current Status*	Cancellation Date
34871	BALBRIGGAN	12/14/1977	Cancelled(6*)	08/29/2023
20119	BALLYMENA	03/30/1965	Cancelled(6*)	02/29/2024
107765	CLONAKILTY AND DISTRICT	03/09/2010	Cancelled(8*)	12/29/2023
52723	GORT & DIST L C	03/18/1992	Cancelled(8*)	12/29/2023
122085	Leitrim	05/07/2014	Cancelled(8*)	06/29/2024

Current Total Clubs Count	YTD New Clubs Count	YTD Cancelled Clubs Count	YTD Net Club Gain	Current Total Members Count	YTD Add	YTD Drop	YTD Net Growth	YTD Net Growth %	Member Count 12 Months Ago	Average Member Count Per Club	% of Clubs with less than 20 members	% No MMR in 3 Months	% No Officer Report in 12 Months	% of Clubs with balance 90+ days	Number of Clubs in Status Quo	% Status Quo Clubs in Financial Suspension	Number of Cancelled Clubs	Average Cancelled Club Age	Members Lost Due to Cancellation	% of Clubs Cancelled for Non-Financial Reasons
85	0	3	-3	1,838	111	172	-61	-3.21%	1,911	22	55%	64%	2%	8%	5	100%	3	95	52	-100%

\* - P - Priority Club. Cancellation Reasons: 1-Objectives/conduct, 2-Non-active club, 5-Non-existing club, 6-Disbanding, 7-Merger, 8-Financial Suspension, 9-District/Multiple District Dues.

\*\* - Abbreviation: P-President, S-Secretary, T-Treasurer, M-Member Chairperson, VP-First Vice President, MC-Communications Chairperson, SC-Service Chairperson

\*\*\* - Abbreviation: N/R - Never reported using the Lions Clubs website, N/A - Not applicable, No password registered for the Lions Clubs website.

\*\*\*\* - Abbreviation: N - New, IP - Immediate Past, R - Repeat.



# Club Health Assessment for District 134 through May 2025

			Status	Membership							Reports					Finance		LCIF
Club Number	Club Name	Charter Date		Current Member Count	YTD Members Added	YTD Members Dropped	YTD Net Growth	YTD Net Growth%	Member Count 12 Months Ago	Avg. length of service for dropped members	Months Since Last MMR ***	Yrs. Since Last Officer Report	President Rotation	Vice President Reported ****	Months Since Last Activity Report ***	Account Balance	Donations for current Fiscal Year	
			Number of times on status quo within last two years	If below 15 members appears				If net loss is greater than 20% appears			If no report in 3 months appears in	When more than one year appears in	Number of repeat terms		Notes the officers that do not have appears in an active	If no report at 12 months red		
Clubs less than two years old																		
156066	Berezhany	09/20/2023	Active	25	0	0	0	0.00%	25		7		2	N		0		
178536	Chernihiv Collegium	12/10/2024	Active	35	35	0	35	100.00%	0		5				M,VP,SC	0		
178530	Chernihiv Creative	12/10/2024	Active	34	34	0	34	100.00%	0		0				M,VP,SC	0		
175998	Chernihiv Legend	12/11/2024	Active	34	34	0	34	100.00%	0		5			N	M,SC	0		
178535	Chernihiv Optimist	12/10/2024	Active	36	36	0	36	100.00%	0		5				M,VP,SC	0		
176084	Chernihiv Semargl	12/03/2024	Active	35	35	0	35	100.00%	0		5			N	T,M,SC	0		
176267	Chernihiv Siver	12/03/2024	Active	39	39	0	39	100.00%	0		5				T,M,VP,SC	0		
178634	Kobylyaky	12/10/2024	Active	20	20	0	20	100.00%	0		5				M,VP,SC	0		
178009	Kyiv	08/30/2024	Active	18	23	5	18	100.00%	0	0	1				VP,SC	4		
157896	Lviv	03/27/2024	Active	19	0	0	0	0.00%	19		12		2	N	SC	3		
176451	Skole Art	12/03/2024	Active	21	21	0	21	100.00%	0		5				T,M,VP,SC	0		
156352	Stryi	10/03/2023	Active	19	0	1	-1	-5.00%	20	1	0		2		S,T,M,VP,SC	0		
177134	Stryi KO	12/10/2024	Active	20	20	0	20	100.00%	0		5			N	M,SC	0		
175803	Vinnytsia	07/31/2024	Active	24	24	0	24	100.00%	0		9				M,VP,SC	0		
Clubs more than two years old																		
137837	Cherkasy	04/01/2019	Active	22	0	0	0	0.00%	22		17		7		S,T,M,VP,SC	0		
137179	Chernihiv	01/14/2019	Active	34	1	1	0	0.00%	34	6	3				T,M,VP,SC	0		
103829	DONETSK	10/28/2008	Status Quo(1)	20	0	0	0	0.00%	20		35	2	None		P,S,T,M,VP SC	24+	90+ Days	
129155	Donetsk Center	10/11/2016	Status Quo(1)	20	0	0	0	0.00%	20		35	2	None		P,S,T,M,VP SC	24+	90+ Days	
124174	Donetsk City	02/16/2015	Active	11	0	0	0	0.00%	11		16		11		S,T,M,VP,SC	2		
118963	DONETSK YUZOVKA	03/18/2013	Status Quo(1)	21	0	0	0	0.00%	21		35	2	None		P,S,T,M,VP SC	24+	90+ Days	
154098	Kharkiv	04/18/2023	Active	20	0	0	0	0.00%	20		7		3	N		0		
108985	KIEV ECOLOGY	08/06/2010	Active(2)	14	0	2	-2	-12.50%	16	1	1		2	R	S,M,SC	24+		
143153	Kropyvnytskyi	10/15/2020	Status Quo(1)	20	0	0	0	0.00%	20		28	2	None		P,S,T,M,VP SC	24+	90+ Days	



# Club Health Assessment for District 134 through May 2025

			Status	Membership							Reports					Finance		LCIF
Club Number	Club Name	Charter Date		Current Member Count	YTD Members Added	YTD Members Dropped	YTD Net Growth	YTD Net Growth%	Member Count 12 Months Ago	Avg. length of service for dropped members	Months Since Last MMR ***	Yrs. Since Last Officer Report	President Rotation	Vice President Reported ****	Months Since Last Activity Report ***	Account Balance	Donations for current Fiscal Year	
			Number of times on status quo within last two years	If below 15 members appears					If net loss is greater than 20% appears		If no report in 3 months appears in	When more than one year appears in	Number of repeat terms	Notes the officers that do not have an active	If no report at 12 months appears in red			
106081	KYIV ADVERTISING	07/14/2009	Active	26	1	0	1	4.00%	25		1		16	T,M,VP,SC	0	\$100.00		
125813	Kyiv City	10/06/2015	Active	21	0	0	0	0.00%	21		0		N	M,VP,SC	0			
110543	KYIV FISHERS	03/25/2011	Active	36	0	0	0	0.00%	36		0		15	T,M,VP,SC	0			
132950	Kyiv Lions Quest	11/01/2017	Active	23	1	0	1	4.55%	22		0		2	M,VP,SC	0			
117697	KYIV PLATINUM	08/22/2012	Active	20	1	0	1	5.26%	19		0		5	N T,M,SC	0			
152433	Kyiv Sova	09/01/2022	Active	23	0	1	-1	-4.17%	24	2	0		3	S,T,M,VP,SC	1			
97100	KYIVLAND	05/08/2006	Active	17	0	0	0	0.00%	17		0		3	S,T,M,VP,SC	0			
148073	Ladantsi	08/24/2021	Active	21	1	0	1	5.00%	20		1		4	S,T,M,VP,SC	0			
141169	Lviv Empathy	03/18/2020	Active(2)	11	0	3	-3	-21.43%	14	5	1		5	M,VP,SC	N/R			
142421	Makeevka	08/06/2020	Status Quo(1)	21	0	0	0	0.00%	21		35	2	None	P,S,T,M,VP SC	N/R			
107896	MARIUPOL	03/25/2010	Status Quo(1)	30	0	0	0	0.00%	30		47	3	None	P,S,T,M,VP SC	24+			
140444	Poltava City	12/16/2019	Active	23	1	0	1	4.55%	22		0		4	S,T,M,VP,SC	0			
153491	Skole	01/17/2023	Active	25	0	0	0	0.00%	25		17		3	T,M,VP,SC	0			
149297	Sumy	12/27/2021	Active(2)	20	1	4	-3	-13.04%	23	3	6		4	N S,T,M,VP,SC	0			
59850	SVYATOGORSK	06/27/1997	Active	12	0	2	-2	-14.29%	14	1	2		5	R M,SC	24+			
136476	Terebovlya	09/26/2018	Active	22	0	0	0	0.00%	22		3		7	T,M,VP,SC	1			

Clubs Cancelled Previous Fiscal Year – Clubs Cancelled within last 12 months may be reinstated

Club Number	Club Name	Charter Date	Current Status*	Cancellation Date
136097	Kyiv Ad Astra	08/01/2018	Cancelled(6*)	06/29/2024
78932	LUTSK	04/22/2004	Cancelled(8*)	05/29/2024
129779	Lviv Leopold	01/05/2017	Cancelled(8*)	06/29/2024
101422	ODESSA	03/14/2008	Cancelled(6*)	06/29/2024
106462	POLTAVA	08/31/2009	Cancelled(8*)	06/29/2024



# Club Health Assessment for District 134 through May 2025

			Status							Membership					Reports					Finance		LCIF	
Club Number	Club Name	Charter Date								Current Member Count	YTD Members Added	YTD Members Dropped	YTD Net Growth	YTD Net Growth%	Member Count 12 Months Ago	Avg. length of service for dropped members	Months Since Last MMR ***	Yrs. Since Last Officer Report	President Rotation	Vice President Reported ****	Months Since Last Activity Report ***	Account Balance	Donations for current Fiscal Year
			Number of times on status quo within last two years							If below 15 members appears				If net loss is greater than 20% appears			If no report in 3 months appears in	When more than one year appears in	Number of repeat terms	Notes the officers that do not have an active	If no report at 12 months appears in red		
Current Total Clubs Count	YTD New Clubs Count	YTD Cancelled Clubs Count	YTD Net Club Gain	Current Total Members Count	YTD Add	YTD Drop	YTD Net Growth	YTD Net Growth %	Member Count 12 Months Ago	Average Member Count Per Club	% of Clubs with less than 20 members	% No MMR in 3 Months	% No Officer Report in 12 Months	% of Clubs with balance 90+ days	Number of Clubs in Status Quo	% Status Quo Clubs in Financial Suspension	Number of Cancelled Clubs	Average Cancelled Club Age	Members Lost Due to Cancellation	% of Clubs Cancelled for Non-Financial Reasons			
39	11	0	11	912	328	19	309	51.24%	603	23	21%	62%	15%	15%	6	0%	0	0	0	0	0%		

\* - P - Priority Club. Cancellation Reasons: 1-Objectives/conduct, 2-Non-active club, 5-Non-existing club, 6-Disbanding, 7-Merger, 8-Financial Suspension, 9-District/Multiple District Dues.

\*\* - Abbreviation: P-President, S-Secretary, T-Treasurer, M-Member Chairperson, VP-First Vice President, MC-Communications Chairperson, SC-Service Chairperson

\*\*\* - Abbreviation: N/R - Never reported using the Lions Clubs website, N/A - Not applicable, No password registered for the Lions Clubs website.

\*\*\*\* - Abbreviation: N - New, IP - Immediate Past, R - Repeat.





Club Health Assessment for Ident 5787 - MALTA - UND through May 2025

				Status							Membership							Reports				Finance		LCIF
Club Number	Club Name	Charter Date			Current Member Count	YTD Members Added	YTD Members Dropped	YTD Net Growth	YTD Net Growth%	Member Count 12 Months Ago	Avg. length of service for dropped members	Months Since Last MMR ***	Yrs. Since Last Officer Report	President Rotation	Vice President Reported ****	Months Since Last Activity Report ***	Account Balance	Donations for current Fiscal Year						
				Number of times on status quo within last two years	If below 15 members appears				If net loss is greater than 20% appears			If no report in 3 months appears in		When more than one year appears in	Number of repeat terms	Notes the officers that do not have an active	If no report at 12 months appears in red							
Clubs more than two years old																								
27947	Mdina-Malta Host	02/03/1958		Active	35	8	1	7	25.00%	28	1	0			N	M,VP,SC	5	90+ Days	\$1,082.23					
29727	SLIEMA	07/12/1974		Active	59	4	2	2	3.51%	57	6	0			N	SC	1							
Exc Award (06/30/2023, 06/30/2024)																								
43193	ST PAULS BAY	11/02/1983		Active	13	0	0	0	0.00%	13		17	1	None		P,S,T,M,VP SC	24+							
Current Total Clubs Count	YTD New Clubs Count	YTD Cancelled Clubs Count	YTD Net Club Gain	Current Total Members Count	YTD Add	YTD Drop	YTD Net Growth	YTD Net %	Member Count 12 Months Ago	Average Member Count Per Club	% of Clubs with less than 20 members	% No MMR in 3 Months	% No Officer Report in 12 Months	% of Clubs with balance 90+ days	Number of Clubs in Status Quo	% Status Quo Clubs in Financial Suspension	Number of Cancelled Clubs	Average Cancelled Club Age	Members Lost Due to Cancellation	% of Clubs Cancelled for Non-Financial Reasons				
3	0	0	0	107	12	3	9	9.18%	98	36	33%	33%	33%	33%	0	0%	0	0	0	0%				

\* - P - Priority Club. Cancellation Reasons: 1-Objectives/conduct, 2-Non-active club, 5-Non-existing club, 6-Disbanding, 7-Merger, 8-Financial Suspension, 9-District/Multiple District Dues.  
\*\* - Abbreviation: P-President, S-Secretary, T-Treasurer, M-Member Chairperson, VP-First Vice President, MC-Communications Chairperson, SC-Service Chairperson  
\*\*\* - Abbreviation: N/R - Never reported using the Lions Clubs website, N/A - Not applicable, No password registered for the Lions Clubs website.  
\*\*\*\* - Abbreviation: N - New, IP - Immediate Past, R - Repeat.



# Club Health Assessment for Ident 5795 - PRINCIPAT D'ANDORRA - UND through May 2025

			Status							Membership					Reports					Finance		LCIF
Club Number	Club Name	Charter Date			Current Member Count	YTD Members Added	YTD Members Dropped	YTD Net Growth	YTD Net Growth%	Member Count 12 Months Ago	Avg. length of service for dropped members	Months Since Last MMR ***	Yrs. Since Last Officer Report	President Rotation	Vice President Reported ****	Months Since Last Activity Report ***	Account Balance	Donations for current Fiscal Year				
			Number of times on status quo within last two years		If below 15 members appears				If net loss is greater than 20% appears			If no report in 3 months appears in	When more than one year appears in	Number of repeat terms	Notes the officers that do not have an active	If no report at 12 months appears in red						
Clubs more than two years old																						
44697	ANDORRA DE VELLA	02/18/1985	Active(1)		31	0	0	0	0.00%	31		16		5	T,M,VP,SC	N/R						
Current Total Clubs Count	YTD New Clubs Count	YTD Cancelled Clubs Count	YTD Net Club Gain	Current Total Members Count	YTD Add	YTD Drop	YTD Net Growth	YTD Net %	Member Count 12 Months Ago	Average Member Count Per Club	% of Clubs with less than 20 members	% No MMR in 3 Months	% No Officer Report in 12 Months	% of Clubs with balance 90+ days	Number of Clubs in Status Quo	% Status Quo Clubs in Financial Suspension	Number of Cancelled Clubs	Average Cancelled Club Age	Members Lost Due to Cancellation	% of Clubs Cancelled for Non-Financial Reasons		
1	0	0	0	31	0	0	0	0.00%	31	31	0%	100%	0%	0%	0	0%	0	0	0	0%		

\* - P - Priority Club. Cancellation Reasons: 1-Objectives/conduct, 2-Non-active club, 5-Non-existing club, 6-Disbanding, 7-Merger, 8-Financial Suspension, 9-District/Multiple District Dues.

\*\* - Abbreviation: P-President, S-Secretary, T-Treasurer, M-Member Chairperson, VP-First Vice President, MC-Communications Chairperson, SC-Service Chairperson

\*\*\* - Abbreviation: N/R - Never reported using the Lions Clubs website, N/A - Not applicable, No password registered for the Lions Clubs website.

\*\*\*\* - Abbreviation: N - New, IP - Immediate Past, R - Repeat.



# Club Health Assessment for Ident 5811 - BOSNIA & HERZEGOVINA - UND through May 2025

INTERNATIONAL

			Status	Membership						Reports					Finance	LCIF	
Club Number	Club Name	Charter Date		Current Member Count	YTD Members Added	YTD Members Dropped	YTD Net Growth	YTD Net Growth%	Member Count 12 Months Ago	Avg. length of service for dropped members	Months Since Last MMR ***	Yrs. Since Last Officer Report	President Rotation	Vice President Reported ****	Months Since Last Activity Report ***	Account Balance	Donations for current Fiscal Year
			Number of times on status quo within last two years	If below 15 members appears				If net loss is greater than 20% appears			If no report in 3 months appears in	When more than one year appears in	Number of repeat terms	Notes the officers that do not have an active	If no report at 12 months appears in red		
Clubs more than two years old																	
68947	SARAJEVO CENTAR	06/17/2003	Active	13	0	0	0	0.00%	13		11			N	T,SC	N/R	
67239	SARAJEVO FIRST LADIES	02/07/2003	Active(1)	26	1	0	1	4.00%	25		8			N	SC	14	
105591	SARAJEVO OLYMPIC CITY	05/27/2009	Active	14	0	0	0	0.00%	19		5			N	M,SC	24+	
118860	TUZLA	02/27/2013	Active	16	0	2	-2	-11.11%	20	11	3			IP	M,SC	4	

Clubs Cancelled Previous Fiscal Year – Clubs Cancelled within last 12 months may be reinstated

Club Number	Club Name	Charter Date	Current Status*	Cancellation Date
130769	Banja Luka Centar	04/20/2017	Cancelled(8*)	12/29/2023

Current Total Clubs Count	YTD New Clubs Count	YTD Cancelled Clubs Count	YTD Net Club Gain	Current Total Members Count	YTD Add	YTD Drop	YTD Net Growth	YTD Net Growth %	Member Count 12 Months Ago	Average Member Count Per Club	% of Clubs with less than 20 members	% No MMR in 3 Months	% No Officer Report in 12 Months	% of Clubs with balance 90+ days	Number of Clubs in Status Quo	% Status Quo Clubs in Financial Suspension	Number of Cancelled Clubs	Average Cancelled Club Age	Members Lost Due to Cancellation	% of Clubs Cancelled for Non-Financial Reasons
4	0	0	0	69	1	2	-1	-1.43%	77	17	75%	100%	0%	0%	0	0%	0	0	0	0%

\* - P - Priority Club. Cancellation Reasons: 1-Objectives/conduct, 2-Non-active club, 5-Non-existing club, 6-Disbanding, 7-Merger, 8-Financial Suspension, 9-District/Multiple District Dues.

\*\* - Abbreviation: P-President, S-Secretary, T-Treasurer, M-Member Chairperson, VP-First Vice President, MC-Communications Chairperson, SC-Service Chairperson

\*\*\* - Abbreviation: N/R - Never reported using the Lions Clubs website, N/A - Not applicable, No password registered for the Lions Clubs website.

\*\*\*\* - Abbreviation: N - New, IP - Immediate Past, R - Repeat.



Club Health Assessment for Ident 5815 - REPUBLIC OF MONTENEGRO - UND through May 2025

			Status		Membership						Reports					Finance		LCIF		
Club Number	Club Name	Charter Date			Current Member Count	YTD Members Added	YTD Members Dropped	YTD Net Growth	YTD Net Growth%	Member Count 12 Months Ago	Avg. length of service for dropped members	Months Since Last MMR ***	Yrs. Since Last Officer Report	President Rotation	Vice President Reported ****	Months Since Last Activity Report ***	Account Balance	Donations for current Fiscal Year		
			Number of times on status quo within last two years		If below 15 members appears				If net loss is greater than 20% appears			If no report in 3 months appears in	When more than one year appears in	Number of repeat terms		Notes the officers that do not have an active	If no report at 12 months appears in red			
Clubs more than two years old																				
136053	Bar Antibarīs	10/03/2018	Active		20	2	1	1	5.26%	19	6	6			N	M,SC	9			
127285	Podgorica Host	04/25/2016	Active		21	0	3	-3	-12.50%	24	8	0			N	T,M	N/R	90+ Days		
Current Total Clubs Count	YTD New Clubs	YTD Cancelled Clubs	YTD Net Club Gain	Current Total Members Count	YTD Add	YTD Drop	YTD Net Growth	YTD Net Growth %	Member Count 12 Months Ago	Average Member Count Per Club	% of Clubs with less than 20 members	% No MMR in 3 Months	% No Officer Report in 12 Months	% of Clubs with balance 90+ days	Number of Clubs in Status Quo	% Status Quo Clubs in Financial Suspension	Number of Cancelled Clubs	Average Cancelled Club Age	Members Lost Due to Cancellation	% of Clubs Cancelled for Non-Financial Reasons
2	0	0	0	41	2	4	-2	-4.65%	43	21	0%	50%	0%	50%	0	0%	0	0	0	0%

\* - P - Priority Club. Cancellation Reasons: 1-Objectives/conduct, 2-Non-active club, 5-Non-existing club, 6-Disbanding, 7-Merger, 8-Financial Suspension, 9-District/Multiple District Dues.  
\*\* - Abbreviation: P-President, S-Secretary, T-Treasurer, M-Member Chairperson, VP-First Vice President, MC-Communications Chairperson, SC-Service Chairperson  
\*\*\* - Abbreviation: N/R - Never reported using the Lions Clubs website, N/A - Not applicable, No password registered for the Lions Clubs website.  
\*\*\*\* - Abbreviation: N - New, IP - Immediate Past, R - Repeat.



# Club Health Assessment for Ident 5823 - REP OF TAJIKISTAN - UND through May 2025

INTERNATIONAL

Club Number	Club Name	Charter Date	Status		Membership							Reports				Finance		LCIF		
					Current Member Count	YTD Members Added	YTD Members Dropped	YTD Net Growth	YTD Net Growth%	Member Count 12 Months Ago	Avg. length of service for dropped members	Months Since Last MMR ***	Yrs. Since Last Officer Report	President Rotation	Vice President Reported ****	Months Since Last Activity Report ***	Account Balance	Donations for current Fiscal Year		
			Number of times on status quo within last two years		If below 15 members appears				If net loss is greater than 20% appears			If no report in 3 months appears in	When more than one year appears in	Number of repeat terms		Notes the officers that do not have an active	If no report at 12 months appears in red			
Clubs less than two years old																				
158057	Dushanbe-Navruz	04/19/2024	Active		20	0	0	0	0.00%	20		13				T,VP,SC	7	90+ Days		
Clubs more than two years old																				
152885	Dushanbe Assistance	10/18/2022	Cancelled(8*)		0	0	18	-18	-100.00%	18	2	7		None		P,S,T,M,VP SC	N/R	90+ Days		
Current Total Clubs Count	YTD New Clubs Count	YTD Cancelled Clubs Count	YTD Net Club Gain	Current Total Members Count	YTD Add	YTD Drop	YTD Net Growth	YTD Net Growth %	Member Count 12 Months Ago	Average Member Count Per Club	% of Clubs with less than 20 members	% No MMR in 3 Months	% No Officer Report in 12 Months	% of Clubs with balance 90+ days	Number of Clubs in Status Quo	% Status Quo Clubs in Financial Suspension	Number of Cancelled Clubs	Average Cancelled Club Age	Members Lost Due to Cancellation	% of Clubs Cancelled for Non-Financial Reasons
1	0	1	-1	20	0	18	-18	-47.37%	38	20	0%	100%	0%	100%	0	0%	1	2	18	0%

\* - P - Priority Club. Cancellation Reasons: 1-Objectives/conduct, 2-Non-active club, 5-Non-existing club, 6-Disbanding, 7-Merger, 8-Financial Suspension, 9-District/Multiple District Dues.

\*\* - Abbreviation: P-President, S-Secretary, T-Treasurer, M-Member Chairperson, VP-First Vice President, MC-Communications Chairperson, SC-Service Chairperson

\*\*\* - Abbreviation: N/R - Never reported using the Lions Clubs website, N/A - Not applicable, No password registered for the Lions Clubs website.

\*\*\*\* - Abbreviation: N - New, IP - Immediate Past, R - Repeat.



Club Health Assessment for Ident 5827 - REP OF GEORGIA - UND through May 2025

			Status								Membership								Reports				Finance		LCIF	
Club Number	Club Name	Charter Date		Current Member Count	YTD Members Added	YTD Members Dropped	YTD Net Growth	YTD Net Growth%	Member Count 12 Months Ago	Avg. length of service for dropped members	Months Since Last MMR ***	Yrs. Since Last Officer Report	President Rotation	Vice President Reported ****	Months Since Last Activity Report ***	Account Balance	Donations for current Fiscal Year									
			Number of times on status quo within last two years	If below 15 members appears			If net loss is greater than 20% appears				If no report in 3 months appears in	When more than one year appears in	Number of repeat terms	Notes the officers that do not have an active	If no report at 12 months appears in red											
Clubs less than two years old																										
155795	Tbilisi Medical Care	08/23/2023	Active(1)	21	0	0	0	0.00%	21		1		2	N	N/A											
Clubs more than two years old																										
125110	Akhaltikhe	06/17/2015	Active	10	0	0	0	0.00%	10		30	2	None	P,S,T,M,VP SC	24+											
129179	Batumi	10/14/2016	Active	10	0	0	0	0.00%	10		30	2	None	P,S,T,M,VP SC	N/A											
123298	Gori	10/07/2014	Active(2)	10	0	0	0	0.00%	10		18	2	None	P,S,T,M,VP SC	N/A											
138241	Kutaisi Imeri	05/20/2019	Active	20	0	0	0	0.00%	20		72	2	None	P,S,T,M,VP SC	N/A											
127156	Rustavi	03/31/2016	Active	20	0	0	0	0.00%	20		102	2	None	P,S,T,M,VP SC	N/A											
120612	Tbilisi	10/29/2013	Active	7	1	3	-2	-22.22%	9	2	2		13	R	S,M,SC	24+										
Exc Award (06/30/2018)																										
140081	Tbilisi Center for Sustainable Development	10/23/2019	Active	20	0	0	0	0.00%	20		67	2	None	P,S,T,M,VP SC	N/A											
135355	Tbilisi Endocrinologists	10/24/2018	Active(2)	11	0	0	0	0.00%	11		18	2	None	P,S,T,M,VP SC	N/R											
138262	Tbilisi Fonichala	05/20/2019	Active	20	0	0	0	0.00%	20		30	2	None	P,S,T,M,VP SC	N/R											
78634	TBILISI GEORGIAN	06/30/2004	Active(2)	16	0	0	0	0.00%	16		2	2	None	P,S,T,M,VP SC	N/R											
125653	Tbilisi Volunteer	09/14/2015	Active	20	0	0	0	0.00%	20		30	2	None	P,S,T,M,VP SC	N/A											
134694	Tbilisi Young Ophthalmologists	05/30/2018	Active(2)	21	0	0	0	0.00%	21		18	2	None	P,S,T,M,VP SC	N/R											
120063	Tskaltubo	08/19/2013	Active	6	0	0	0	0.00%	6		30		2	N	M,SC	N/R										
130894	Zugdidi	05/12/2017	Active	20	0	0	0	0.00%	20		96	2	None	P,S,T,M,VP SC	N/A											
Current Total Clubs Count	YTD New Clubs Count	YTD Cancelled Clubs Count	YTD Net Club Gain	Current Total Members Count	YTD Add	YTD Drop	YTD Net Growth	YTD Net Growth %	Member Count 12 Months Ago	Average Member Count Per Club	% of Clubs with less than 20 members	% No MMR in 3 Months	% No Officer Report in 12 Months	% of Clubs with balance 90+ days	Number of Clubs in Status Quo	% Status Quo Clubs in Financial Suspension	Number of Cancelled Clubs	Average Cancelled Club Age	Members Lost Due to Cancellation	% of Clubs Cancelled for Non-Financial Reasons						
15	0	0	0	232	1	3	-2	-0.85%	234	15	47%	80%	80%	0%	0	0%	0	0	0	0%						



Club Health Assessment for Ident 5827 - REP OF GEORGIA - UND through May 2025


			Status	Membership							Reports					Finance	LCIF
Club Number	Club Name	Charter Date		Current Member Count	YTD Members Added	YTD Members Dropped	YTD Net Growth	YTD Net Growth%	Member Count 12 Months Ago	Avg. length of service for dropped members	Months Since Last MMR ***	Yrs. Since Last Officer Report	President Rotation	Vice President Reported ****	Months Since Last Activity Report ***	Account Balance	Donations for current Fiscal Year
			Number of times on status quo within last two years	If below 15 members appears				If net loss is greater than 20% appears			If no report in 3 months appears in	When more than one year appears in	Number of repeat terms	Notes the officers that do not have an active	If no report at 12 months appears in red		

\* - P - Priority Club. Cancellation Reasons: 1-Objectives/conduct, 2-Non-active club, 5-Non-existing club, 6-Disbanding, 7-Merger, 8-Financial Suspension, 9-District/Multiple District Dues.  
\*\* - Abbreviation: P-President, S-Secretary, T-Treasurer, M-Member Chairperson, VP-First Vice President, MC-Communications Chairperson, SC-Service Chairperson  
\*\*\* - Abbreviation: N/R - Never reported using the Lions Clubs website, N/A - Not applicable, No password registered for the Lions Clubs website.  
\*\*\*\* - Abbreviation: N - New, IP - Immediate Past, R - Repeat.





# Club Health Assessment for Ident 5831 - REP OF KYRGYZSTAN - UND through May 2025



			Status		Membership						Reports					Finance		LCIF		
Club Number	Club Name	Charter Date			Current Member Count	YTD Members Added	YTD Members Dropped	YTD Net Growth	YTD Net Growth%	Member Count 12 Months Ago	Avg. length of service for dropped members	Months Since Last MMR ***	Yrs. Since Last Officer Report	President Rotation	Vice President Reported ****	Months Since Last Activity Report ***	Account Balance	Donations for current Fiscal Year		
			Number of times on status quo within last two years	If below 15 members appears					If net loss is greater than 20% appears			If no report in 3 months appears in	When more than one year appears in	Number of repeat terms		Notes the officers that do not have an active	If no report at 12 months appears in red			
Clubs more than two years old																				
111683	Bishkek Ala-Too	10/10/2011	Cancelled(8*)		0	0	6	-6	-100.00%	6	1	5		None		P,S,T,M,VP SC	N/R	90+ Days		
Current Total Clubs Count	YTD New Clubs Count	YTD Cancelled Clubs Count	YTD Net Club Gain	Current Total Members Count	YTD Add	YTD Drop	YTD Net Growth	YTD Net Growth %	Member Count 12 Months Ago	Average Member Count Per Club	% of Clubs with less than 20 members	% No MMR in 3 Months	% No Officer Report in 12 Months	% of Clubs with balance 90+ days	Number of Clubs in Status Quo	% Status Quo Clubs in Financial Suspension	Number of Cancelled Clubs	Average Cancelled Club Age	Members Lost Due to Cancellation	% of Clubs Cancelled for Non-Financial Reasons
0	0	1	-1	0	0	6	-6	-100.00%	6	0	0%	0%	0%	0%	0	0%	1	13	6	0%

\* - P - Priority Club. Cancellation Reasons: 1-Objectives/conduct, 2-Non-active club, 5-Non-existing club, 6-Disbanding, 7-Merger, 8-Financial Suspension, 9-District/Multiple District Dues.

\*\* - Abbreviation: P-President, S-Secretary, T-Treasurer, M-Member Chairperson, VP-First Vice President, MC-Communications Chairperson, SC-Service Chairperson

\*\*\* - Abbreviation: N/R - Never reported using the Lions Clubs website, N/A - Not applicable, No password registered for the Lions Clubs website.

\*\*\*\* - Abbreviation: N - New, IP - Immediate Past, R - Repeat.



# Club Health Assessment for Ident 5835 - ALBANIA - UND through May 2025

			Status	Membership						Reports					Finance	LCIF	
Club Number	Club Name	Charter Date		Current Member Count	YTD Members Added	YTD Members Dropped	YTD Net Growth	YTD Net Growth%	Member Count 12 Months Ago	Avg. length of service for dropped members	Months Since Last MMR ***	Yrs. Since Last Officer Report	President Rotation	Vice President Reported ****	Months Since Last Activity Report ***	Account Balance	Donations for current Fiscal Year
			Number of times on status quo within last two years	If below 15 members appears				If net loss is greater than 20% appears			If no report in 3 months appears in	When more than one year appears in	Number of repeat terms	Notes the officers that do not have an active	If no report at 12 months appears in red		
Clubs more than two years old																	
144237	Apollonia Fier	01/04/2021	Active	18	0	0	0	0.00%	18		36	3	None	P,S,T,M,VP SC	N/R	90+ Days	
112062	POGRADEEC	08/17/2011	Active	19	1	0	1	5.56%	18		5		8	M,VP,SC	24+		

Clubs Cancelled Previous Fiscal Year – Clubs Cancelled within last 12 months may be reinstated

Club Number	Club Name	Charter Date	Current Status*	Cancellation Date
64243	TIRANA	05/01/2001	Cancelled(8*)	06/29/2024

Current Total Clubs Count	YTD New Clubs Count	YTD Cancelled Clubs Count	YTD Net Club Gain	Current Total Members Count	YTD Add	YTD Drop	YTD Net Growth	YTD Net Growth %	Member Count 12 Months Ago	Average Member Count Per Club	% of Clubs with less than 20 members	% No MMR in 3 Months	% No Officer Report in 12 Months	% of Clubs with balance 90+ days	Number of Clubs in Status Quo	% Status Quo Clubs in Financial Suspension	Number of Cancelled Clubs	Average Cancelled Club Age	Members Lost Due to Cancellation	% of Clubs Cancelled for Non-Financial Reasons
2	0	0	0	37	1	0	1	2.78%	36	19	100%	100%	50%	50%	0	0%	0	0	0	0%

\* - P - Priority Club. Cancellation Reasons: 1-Objectives/conduct, 2-Non-active club, 5-Non-existing club, 6-Disbanding, 7-Merger, 8-Financial Suspension, 9-District/Multiple District Dues.

\*\* - Abbreviation: P-President, S-Secretary, T-Treasurer, M-Member Chairperson, VP-First Vice President, MC-Communications Chairperson, SC-Service Chairperson

\*\*\* - Abbreviation: N/R - Never reported using the Lions Clubs website, N/A - Not applicable, No password registered for the Lions Clubs website.

\*\*\*\* - Abbreviation: N - New, IP - Immediate Past, R - Repeat.



# Club Health Assessment for Ident 5839 - BELARUS REP. - UND through May 2025

			Status							Membership							Reports				Finance		LCIF
Club Number	Club Name	Charter Date		Current Member Count	YTD Members Added	YTD Members Dropped	YTD Net Growth	YTD Net Growth%	Member Count 12 Months Ago	Avg. length of service for dropped members	Months Since Last MMR ***	Yrs. Since Last Officer Report	President Rotation	Vice President Reported ****	Months Since Last Activity Report ***	Account Balance	Donations for current Fiscal Year						
			Number of times on status quo within last two years	If below 15 members appears					If net loss is greater than 20% appears		If no report in 3 months appears in	When more than one year appears in	Number of repeat terms	Notes the officers that do not have an active	If no report at 12 months appears in red								
Clubs more than two years old																							
99956	GOMEL	07/30/2007	Status Quo(1)	14	0	0	0	0.00%	14		41	2	None	P,S,T,M,VP SC	24+								
57378	MINSK CENTRAL	09/15/1995	Status Quo(1)	14	0	0	0	0.00%	14		38	2	None	P,S,T,M,VP SC	24+								
104377	MINSK MARA	04/01/2009	Status Quo(1)	12	0	0	0	0.00%	12		47	2	None	P,S,T,M,VP SC	24+	90+ Days							
Current Total Clubs Count	YTD New Clubs Count	YTD Cancelled Clubs Count	YTD Net Club Gain	Current Total Members Count	YTD Add	YTD Drop	YTD Net Growth	YTD Net Growth %	Member Count 12 Months Ago	Average Member Count Per Club	% of Clubs with less than 20 members	% No MMR in 3 Months	% No Officer Report in 12 Months	% of Clubs with balance 90+ days	Number of Clubs in Status Quo	% Status Quo Clubs in Financial Suspension	Number of Cancelled Clubs	Average Cancelled Club Age	Members Lost Due to Cancellation	% of Clubs Cancelled for Non-Financial Reasons			
3	0	0	0	40	0	0	0	0.00%	40	13	100%	100%	100%	33%	3	0%	0	0	0	0%			

\* - P - Priority Club. Cancellation Reasons: 1-Objectives/conduct, 2-Non-active club, 5-Non-existing club, 6-Disbanding, 7-Merger, 8-Financial Suspension, 9-District/Multiple District Dues.

\*\* - Abbreviation: P-President, S-Secretary, T-Treasurer, M-Member Chairperson, VP-First Vice President, MC-Communications Chairperson, SC-Service Chairperson

\*\*\* - Abbreviation: N/R - Never reported using the Lions Clubs website, N/A - Not applicable, No password registered for the Lions Clubs website.

\*\*\*\* - Abbreviation: N - New, IP - Immediate Past, R - Repeat.



Club Health Assessment for Ident 5851 - REP OF SAN MARINO - UND through May 2025

			Status		Membership						Reports					Finance		LCIF		
Club Number	Club Name	Charter Date			Current Member Count	YTD Members Added	YTD Members Dropped	YTD Net Growth	YTD Net Growth%	Member Count 12 Months Ago	Avg. length of service for dropped members	Months Since Last MMR ***	Yrs. Since Last Officer Report	President Rotation	Vice President Reported ****	Months Since Last Activity Report ***	Account Balance	Donations for current Fiscal Year		
			Number of times on status quo within last two years		If below 15 members appears				If net loss is greater than 20% appears			If no report in 3 months appears in	When more than one year appears in	Number of repeat terms	Notes the officers that do not have an active	If no report at 12 months appears in red				
Clubs more than two years old																				
27950	SAN MARINO	11/07/1959	Active		39	0	2	-2	-4.88%	40	5	0			N	P,M,SC	N/R		\$1,410.59	
Current Total Clubs Count	YTD New Clubs Count	YTD Cancelled Clubs Count	YTD Net Club Gain	Current Total Members Count	YTD Add	YTD Drop	YTD Net Growth	YTD Net Growth %	Member Count 12 Months Ago	Average Member Count Per Club	% of Clubs with less than 20 members	% No MMR in 3 Months	% No Officer Report in 12 Months	% of Clubs with balance 90+ days	Number of Clubs in Status Quo	% Status Quo Clubs in Financial Suspension	Number of Cancelled Clubs	Average Cancelled Club Age	Members Lost Due to Cancellation	% of Clubs Cancelled for Non-Financial Reasons
1	0	0	0	39	0	2	-2	-4.88%	40	39	0%	0%	0%	0%	0	0%	0	0	0	0%

\* - P - Priority Club. Cancellation Reasons: 1-Objectives/conduct, 2-Non-active club, 5-Non-existing club, 6-Disbanding, 7-Merger, 8-Financial Suspension, 9-District/Multiple District Dues.  
\*\* - Abbreviation: P-President, S-Secretary, T-Treasurer, M-Member Chairperson, VP-First Vice President, MC-Communications Chairperson, SC-Service Chairperson  
\*\*\* - Abbreviation: N/R - Never reported using the Lions Clubs website, N/A - Not applicable, No password registered for the Lions Clubs website.  
\*\*\*\* - Abbreviation: N - New, IP - Immediate Past, R - Repeat.



# Club Health Assessment for Ident 5855 - CYPRUS - UND through May 2025

			Status	Membership							Reports					Finance	LCIF
Club Number	Club Name	Charter Date		Current Member Count	YTD Members Added	YTD Members Dropped	YTD Net Growth	YTD Net Growth%	Member Count 12 Months Ago	Avg. length of service for dropped members	Months Since Last MMR ***	Yrs. Since Last Officer Report	President Rotation	Vice President Reported ****	Months Since Last Activity Report ***	Account Balance	Donations for current Fiscal Year
			Number of times on status quo within last two years	If below 15 members appears		If net loss is greater than 20% appears					If no report in 3 months appears in	When more than one year appears in	Number of repeat terms	Notes the officers that do not have an active	If no report at 12 months appears in red		

Clubs Cancelled Previous Fiscal Year – Clubs Cancelled within last 12 months may be reinstated

Club Number	Club Name	Charter Date	Current Status*	Cancellation Date
123449	Magusa Mesarya	11/11/2014	Cancelled(6*)	02/29/2024
152925	Nicosia Pandora Cyprus	11/03/2022	Cancelled(6*)	02/29/2024

Current Total Clubs Count	YTD New Clubs Count	YTD Cancelled Clubs Count	YTD Net Club Gain	Current Total Members Count	YTD Add	YTD Drop	YTD Net Growth	YTD Net Growth %	Member Count 12 Months Ago	Average Member Count Per Club	% of Clubs with less than 20 members	% No MMR in 3 Months	% No Officer Report in 12 Months	% of Clubs with balance 90+ days	Number of Clubs in Status Quo	% Status Quo Clubs in Financial Suspension	Number of Cancelled Clubs	Average Cancelled Club Age	Members Lost Due to Cancellation	% of Clubs Cancelled for Non-Financial Reasons
0	0	0	0	0	0	0	0	100.00%	0	0	0%	0%	0%	0%	0	0%	0	0	0	0%

\* - P - Priority Club. Cancellation Reasons: 1-Objectives/conduct, 2-Non-active club, 5-Non-existing club, 6-Disbanding, 7-Merger, 8-Financial Suspension, 9-District/Multiple District Dues.

\*\* - Abbreviation: P-President, S-Secretary, T-Treasurer, M-Member Chairperson, VP-First Vice President, MC-Communications Chairperson, SC-Service Chairperson

\*\*\* - Abbreviation: N/R - Never reported using the Lions Clubs website, N/A - Not applicable, No password registered for the Lions Clubs website.

\*\*\*\* - Abbreviation: N - New, IP - Immediate Past, R - Repeat.



# Club Health Assessment for Ident 5863 - REP OF MOLDOVA - UND through May 2025

Club NumberClub NameCharter Date			Status	Membership							Reports					Finance		LCIF		
				Current Member Count	YTD Members Added	YTD Members Dropped	YTD Net Growth	YTD Net Growth%	Member Count 12 Months Ago	Avg. length of service for dropped members	Months Since Last MMR ***	Yrs. Since Last Officer Report	President Rotation	Vice President Reported ****	Months Since Last Activity Report ***	Account Balance				
			Number of times on status quo within last two years	If below 15 members appears				If net loss is greater than 20% appears			If no report in 3 months appears in	When more than one year appears in	Number of repeat terms	Notes the officers that do not have an active	If no report at 12 months appears in red					
Clubs less than two years old																				
156695 Chisinau Champions11/20/2023			Active	16	0	0	0	0.00%	29		11		2	N	M,SC	N/R				
157135 Rybnitsa01/17/2024			Active	20	0	0	0	0.00%	20		1		2	R		N/A				
Clubs more than two years old																				
105560 BENDERY06/10/2009			Active	9	0	12	-12	-57.14%	21	10	0			N	T,M,VP,SC	N/A				
88485 CAUSENI05/31/2005			Active(1)	12	0	9	-9	-42.86%	21	8	0		2		S,T,M,VP,SC	24+				
147594 Chisinau07/16/2021			Active(1)	17	0	0	0	0.00%	17		10	1	None		P,S,T,M,VP SC	N/A				
144643 Dubossary12/29/2020			Active	15	0	3	-3	-16.67%	18	4	0		4		S,T,M,VP,SC	N/A				
65282 TIRASPOL04/03/2002			Active	19	0	0	0	0.00%	19		0		6	R	T,VP,SC	N/R				
Current Total Clubs Count	YTD New Clubs Count	YTD Cancelled Clubs Count	YTD Net Club Gain	Current Total Members Count	YTD Add	YTD Drop	YTD Net Growth	YTD Net Growth %	Member Count 12 Months Ago	Average Member Count Per Club	% of Clubs with less than 20 members	% No MMR in 3 Months	% No Officer Report in 12 Months	% of Clubs with balance 90+ days	Number of Clubs in Status Quo	% Status Quo Clubs in Financial Suspension	Number of Cancelled Clubs	Average Cancelled Club Age	Members Lost Due to Cancellation	% of Clubs Cancelled for Non-Financial Reasons
7	0	0	0	108	0	24	-24	-18.18%	145	15	86%	29%	14%	0%	0	0%	0	0	0	0%

\* - P - Priority Club. Cancellation Reasons: 1-Objectives/conduct, 2-Non-active club, 5-Non-existing club, 6-Disbanding, 7-Merger, 8-Financial Suspension, 9-District/Multiple District Dues.

\*\* - Abbreviation: P-President, S-Secretary, T-Treasurer, M-Member Chairperson, VP-First Vice President, MC-Communications Chairperson, SC-Service Chairperson

\*\*\* - Abbreviation: N/R - Never reported using the Lions Clubs website, N/A - Not applicable, No password registered for the Lions Clubs website.

\*\*\*\* - Abbreviation: N - New, IP - Immediate Past, R - Repeat.



Club Health Assessment for Ident 5867 - PRIN OF MONACO - UND through May 2025

			Status		Membership							Reports					Finance		LCIF	
Club Number	Club Name	Charter Date			Current Member Count	YTD Members Added	YTD Members Dropped	YTD Net Growth	YTD Net Growth%	Member Count 12 Months Ago	Avg. length of service for dropped members	Months Since Last MMR ***	Yrs. Since Last Officer Report	President Rotation	Vice President Reported ****	Months Since Last Activity Report ***	Account Balance	Donations for current Fiscal Year		
			Number of times on status quo within last two years		If below 15 members appears				If net loss is greater than 20% appears			If no report in 3 months appears in	When more than one year appears in	Number of repeat terms	Notes the officers that do not have an active	If no report at 12 months appears in red				
Clubs more than two years old																				
27952	Monaco	05/24/1961	Active(1)		34	10	11	-1	-2.86%	35	25	1			N	M,SC	N/R			
Current Total Clubs Count	YTD New Clubs Count	YTD Cancelled Clubs Count	YTD Net Club Gain	Current Total Members Count	YTD Add	YTD Drop	YTD Net Growth	YTD Net Growth %	Member Count 12 Months Ago	Average Member Count Per Club	% of Clubs with less than 20 members	% No MMR in 3 Months	% No Officer Report in 12 Months	% of Clubs with balance 90+ days	Number of Clubs in Status Quo	% Status Quo Clubs in Financial Suspension	Number of Cancelled Clubs	Average Cancelled Club Age	Members Lost Due to Cancellation	% of Clubs Cancelled for Non-Financial Reasons
1	0	0	0	34	10	11	-1	-2.86%	35	34	0%	0%	0%	0%	0	0%	0	0	0	0%

\* - P - Priority Club. Cancellation Reasons: 1-Objectives/conduct, 2-Non-active club, 5-Non-existing club, 6-Disbanding, 7-Merger, 8-Financial Suspension, 9-District/Multiple District Dues.  
\*\* - Abbreviation: P-President, S-Secretary, T-Treasurer, M-Member Chairperson, VP-First Vice President, MC-Communications Chairperson, SC-Service Chairperson  
\*\*\* - Abbreviation: N/R - Never reported using the Lions Clubs website, N/A - Not applicable, No password registered for the Lions Clubs website.  
\*\*\*\* - Abbreviation: N - New, IP - Immediate Past, R - Repeat.



Club Health Assessment for Ident 5875 - GIBRALTAR - UND through May 2025

			Status		Membership						Reports					Finance		LCIF		
Club Number	Club Name	Charter Date			Current Member Count	YTD Members Added	YTD Members Dropped	YTD Net Growth	YTD Net Growth%	Member Count 12 Months Ago	Avg. length of service for dropped members	Months Since Last MMR ***	Yrs. Since Last Officer Report	President Rotation	Vice President Reported ****	Months Since Last Activity Report ***	Account Balance	Donations for current Fiscal Year		
			Number of times on status quo within last two years		If below 15 members appears				If net loss is greater than 20% appears			If no report in 3 months appears in	When more than one year appears in	Number of repeat terms	Notes the officers that do not have an active	If no report at 12 months appears in red				
Clubs more than two years old																				
33988	GIBRALTAR	05/10/1977	Active(2)		14	0	3	-3	-17.65%	17	4	0		2	S,T,VP	0		\$2,000.00		
Current Total Clubs Count	YTD New Clubs Count	YTD Cancelled Clubs Count	YTD Net Club Gain	Current Total Members Count	YTD Add	YTD Drop	YTD Net Growth	YTD Net Growth %	Member Count 12 Months Ago	Average Member Count Per Club	% of Clubs with less than 20 members	% No MMR in 3 Months	% No Officer Report in 12 Months	% of Clubs with balance 90+ days	Number of Clubs in Status Quo	% Status Quo Clubs in Financial Suspension	Number of Cancelled Clubs	Average Cancelled Club Age	Members Lost Due to Cancellation	% of Clubs Cancelled for Non-Financial Reasons
1	0	0	0	14	0	3	-3	-17.65%	17	14	100%	0%	0%	0%	0	0%	0	0	0	0%

\* - P - Priority Club. Cancellation Reasons: 1-Objectives/conduct, 2-Non-active club, 5-Non-existing club, 6-Disbanding, 7-Merger, 8-Financial Suspension, 9-District/Multiple District Dues.  
\*\* - Abbreviation: P-President, S-Secretary, T-Treasurer, M-Member Chairperson, VP-First Vice President, MC-Communications Chairperson, SC-Service Chairperson  
\*\*\* - Abbreviation: N/R - Never reported using the Lions Clubs website, N/A - Not applicable, No password registered for the Lions Clubs website.  
\*\*\*\* - Abbreviation: N - New, IP - Immediate Past, R - Repeat.





# Club Health Assessment for Ident 5891 - REP OF LATVIA - UND through May 2025

			Status							Membership					Reports					Finance		LCIF
Club Number	Club Name	Charter Date		Current Member Count	YTD Members Added	YTD Members Dropped	YTD Net Growth	YTD Net Growth%	Member Count 12 Months Ago	Avg. length of service for dropped members	Months Since Last MMR ***	Yrs. Since Last Officer Report	President Rotation	Vice President Reported ****	Months Since Last Activity Report ***	Account Balance	Donations for current Fiscal Year					
			Number of times on status quo within last two years	If below 15 members appears				If net loss is greater than 20% appears			If no report in 3 months appears in	When more than one year appears in	Number of repeat terms	Notes the officers that do not have an active	If no report at 12 months appears in red							
Clubs more than two years old																						
117994	JURMALA	10/24/2012	Status Quo(2)	2	0	0	0	0.00%	2		13			IP	S,T,M,SC	24+	90+ Days					
53760	LIEPAJA	10/26/1992	Cancelled(8*)	0	0	6	-6	-100.00%	6	18	5	3	None		P,S,T,M,VP SC	24+	90+ Days					
97377	RIGA	06/26/2006	Active(2)	9	0	3	-3	-25.00%	12	11	7			N	T	24+						
133922	Riga Centennial	03/13/2018	Active	6	1	1	0	0.00%	5	9	4				S,T,M,VP,SC	24+						
57293	RIGA RIGAS LIEPA	08/18/1995	Active	6	0	1	-1	-14.29%	7	29	6		2	R	P,M,VP,SC	24+						
62548	VALMIERA	12/08/1999	Cancelled(8*)	0	0	1	-1	-100.00%	1	14	2		None		P,S,T,M,VP SC	24+	90+ Days					
Current Total Clubs Count	YTD New Clubs Count	YTD Cancelled Clubs Count	YTD Net Club Gain	Current Total Members Count	YTD Add	YTD Drop	YTD Net Growth	YTD Net Growth %	Member Count 12 Months Ago	Average Member Count Per Club	% of Clubs with less than 20 members	% No MMR in 3 Months	% No Officer Report in 12 Months	% of Clubs with balance 90+ days	Number of Clubs in Status Quo	% Status Quo Clubs in Financial Suspension	Number of Cancelled Clubs	Average Cancelled Club Age	Members Lost Due to Cancellation	% of Clubs Cancelled for Non-Financial Reasons		
4	0	2	-2	23	1	12	-11	-32.35%	33	6	100%	100%	0%	25%	1	100%	2	29	7	0%		

\* - P - Priority Club. Cancellation Reasons: 1-Objectives/conduct, 2-Non-active club, 5-Non-existing club, 6-Disbanding, 7-Merger, 8-Financial Suspension, 9-District/Multiple District Dues.

\*\* - Abbreviation: P-President, S-Secretary, T-Treasurer, M-Member Chairperson, VP-First Vice President, MC-Communications Chairperson, SC-Service Chairperson

\*\*\* - Abbreviation: N/R - Never reported using the Lions Clubs website, N/A - Not applicable, No password registered for the Lions Clubs website.

\*\*\*\* - Abbreviation: N - New, IP - Immediate Past, R - Repeat.



# Club Health Assessment for Ident 5911 - REPUBLIC OF KOSOVO - UND through May 2025

			Status								Reports								Finance		LCIF	
Club Number	Club Name	Charter Date		Current Member Count	YTD Members Added	YTD Members Dropped	YTD Net Growth	YTD Net Growth%	Member Count 12 Months Ago	Avg. length of service for dropped members	Months Since Last MMR ***	Yrs. Since Last Officer Report	President Rotation	Vice President Reported ****	Months Since Last Activity Report ***	Account Balance	Donations for current Fiscal Year					
			Number of times on status quo within last two years	If below 15 members appears				If net loss is greater than 20% appears			If no report in 3 months appears in	When more than one year appears in	Number of repeat terms	Notes the officers that do not have an active	If no report at 12 months appears in red							
Clubs less than two years old																						
154024	Dardania	06/16/2023	Status Quo(1)	18	0	1	-1	-5.26%	26	2	1		2	R M	N/A	90+ Days						
178178	Deqani	01/20/2025	Active	20	21	1	20	100.00%	0	0	0			N T,SC	N/A	90+ Days						
172799	Gjakova	01/22/2025	Active	20	20	0	20	100.00%	0		4			N M	N/A	90+ Days						
Clubs more than two years old																						
139565	Istog	09/25/2019	Active	16	0	0	0	0.00%	16		5			R S	7	90+ Days						
154025	Istogu Elite	05/04/2023	Active(1)	17	0	11	-11	-39.29%	28	2	5		3	R	7	90+ Days						
Exc Award (06/30/2023, 06/30/2024)																						
128337	Peja	07/22/2016	Active	21	3	4	-1	-4.55%	30	3	0		7	N	15	90+ Days						
Exc Award (06/30/2023)																						
140168	Prishtina	01/10/2020	Active(1)	16	1	1	0	0.00%	16	5	3		8	R	12	90+ Days						
Current Total Clubs Count	YTD New Clubs Count	YTD Cancelled Clubs Count	YTD Net Club Gain	Current Total Members Count	YTD Add	YTD Drop	YTD Net Growth	YTD Net Growth %	Member Count 12 Months Ago	Average Member Count Per Club	% of Clubs with less than 20 members	% No MMR in 3 Months	% No Officer Report in 12 Months	% of Clubs with balance 90+ days	Number of Clubs in Status Quo	% Status Quo Clubs in Financial Suspension	Number of Cancelled Clubs	Average Cancelled Club Age	Members Lost Due to Cancellation	% of Clubs Cancelled for Non-Financial Reasons		
7	2	0	2	128	45	18	27	26.73%	116	18	57%	57%	0%	100%	1	100%	0	0	0	0%		

\* - P - Priority Club. Cancellation Reasons: 1-Objectives/conduct, 2-Non-active club, 5-Non-existing club, 6-Disbanding, 7-Merger, 8-Financial Suspension, 9-District/Multiple District Dues.


\*\* - Abbreviation: P-President, S-Secretary, T-Treasurer, M-Member Chairperson, VP-First Vice President, MC-Communications Chairperson, SC-Service Chairperson

\*\*\* - Abbreviation: N/R - Never reported using the Lions Clubs website, N/A - Not applicable, No password registered for the Lions Clubs website.

\*\*\*\* - Abbreviation: N - New, IP - Immediate Past, R - Repeat.



Club Health Assessment for Ident 5915 - ARMENIA - UND through May 2025

		Status								Membership					Reports					Finance		LCIF	
Club Number	Club Name	Charter Date								Current Member Count	YTD Members Added	YTD Members Dropped	YTD Net Growth	YTD Net Growth%	Member Count 12 Months Ago	Avg. length of service for dropped members	Months Since Last MMR ***	Yrs. Since Last Officer Report	President Rotation	Vice President Reported ****	Months Since Last Activity Report ***	Account Balance	Donations for current Fiscal Year
			Number of times on status quo within last two years	If below 15 members appears			If net loss is greater than 20% appears						If no report in 3 months appears in			When more than one year appears in	Number of repeat terms	Notes the officers that do not have an active			If no report at 12 months appears in red		
Clubs more than two years old																							
137395	Armavir	03/12/2019	Status Quo(1)	9	0	0	0	0.00%	9				36	1	None	P,S,T,M,VP SC	N/A	90+ Days					
126229	Artashat	11/17/2015	Active(1)	11	11	0	11	100.00%	13				1			M,VP,SC	24+						
63902	EREVAN ARARAT	01/16/2001	Status Quo(3)	5	0	0	0	0.00%	5				18	1	None	P,S,T,M,VP SC	N/R	90+ Days					
104577	EREVAN EREBOUNI	02/04/2009	Status Quo(1)	13	0	0	0	0.00%	13				42	3	None	P,S,T,M,VP SC	24+	90+ Days					
Exc Award (06/30/2020)																							
136668	Yerevan-Artashat Lawyers and Diplomats	10/26/2018	Active(2)	5	5	0	5	100.00%	8				1		5	N	M,SC	24+					
Current Total Clubs Count	YTD New Clubs Count	YTD Cancelled Clubs Count	YTD Net Club Gain	Current Total Members Count	YTD Add	YTD Drop	YTD Net Growth	YTD Net %	Member Count 12 Months Ago	Average Member Count Per Club	% of Clubs with less than 20 members	% No MMR in 3 Months	% No Officer Report in 12 Months	% of Clubs with balance 90+ days	Number of Clubs in Status Quo	% Status Quo Clubs in Financial Suspension	Number of Cancelled Clubs	Average Cancelled Club Age	Members Lost Due to Cancellation	% of Clubs Cancelled for Non-Financial Reasons			
5	0	0	0	43	16	0	16	59.26%	48	9	100%	60%	60%	60%	3	0%	0	0	0	0%			

\* - P - Priority Club. Cancellation Reasons: 1-Objectives/conduct, 2-Non-active club, 5-Non-existing club, 6-Disbanding, 7-Merger, 8-Financial Suspension, 9-District/Multiple District Dues.  
\*\* - Abbreviation: P-President, S-Secretary, T-Treasurer, M-Member Chairperson, VP-First Vice President, MC-Communications Chairperson, SC-Service Chairperson  
\*\*\* - Abbreviation: N/R - Never reported using the Lions Clubs website, N/A - Not applicable, No password registered for the Lions Clubs website.  
\*\*\*\* - Abbreviation: N - New, IP - Immediate Past, R - Repeat.



# Club Health Assessment for Ident 5931 - BULGARIA - UND through May 2025

			Status		Membership						Reports					Finance		LCIF		
Club Number	Club Name	Charter Date			Current Member Count	YTD Members Added	YTD Members Dropped	YTD Net Growth	YTD Net Growth%	Member Count 12 Months Ago	Avg. length of service for dropped members	Months Since Last MMR ***	Yrs. Since Last Officer Report	President Rotation	Vice President Reported ****	Months Since Last Activity Report ***	Account Balance	Donations for current Fiscal Year		
			Number of times on status quo within last two years		If below 15 members appears				If net loss is greater than 20% appears			If no report in 3 months appears in	When more than one year appears in	Number of repeat terms		Notes the officers that do not have an active	If no report at 12 months appears in red			
Clubs less than two years old																				
157995	Sofia Rayna Knyaginya	04/19/2024	Active		24	4	0	4	20.00%	20		0		2	N		3			
Clubs more than two years old																				
109699	BYDIN	11/19/2010	Active		12	0	0	0	0.00%	12		0			R	M,SC	24+			
Exc Award (06/30/2018)																				
119277	PLEVEN	05/02/2013	Active		20	0	1	-1	-4.76%	21	4	4			N	M,SC	1			
Exc Award (06/30/2024)																				
141222	Pleven Miziya	06/30/2020	Active		19	0	2	-2	-9.52%	21	4	0			N		0			
134671	Sofia Capital	05/23/2018	Active		34	4	2	2	6.25%	31	4	1				M,VP,SC	7			
116633	SOFIA SAINT JOHN OF RILA	04/26/2012	Active		33	0	0	0	0.00%	33		0			N		0			
144971	Sofia Saint Michael	05/17/2021	Active		29	8	0	8	38.10%	21		7		2	N		2		\$291.00	
103751	SOFIA ST JOHN	10/10/2008	Active		17	0	2	-2	-10.53%	19	10	0			N	M,SC	24+			
107848	VIDIN	03/19/2010	Active		30	1	1	0	0.00%	30	15	1			N		8			
Current Total Clubs Count	YTD New Clubs Count	YTD Cancelled Clubs Count	YTD Net Club Gain	Current Total Members Count	YTD Add	YTD Drop	YTD Net Growth	YTD Net Growth %	Member Count 12 Months Ago	Average Member Count Per Club	% of Clubs with less than 20 members	% No MMR in 3 Months	% No Officer Report in 12 Months	% of Clubs with balance 90+ days	Number of Clubs in Status Quo	% Status Quo Clubs in Financial Suspension	Number of Cancelled Clubs	Average Cancelled Club Age	Members Lost Due to Cancellation	% of Clubs Cancelled for Non-Financial Reasons
9	0	0	0	218	17	8	9	4.31%	208	24	33%	22%	0%	0%	0	0%	0	0	0	0%

\* - P - Priority Club. Cancellation Reasons: 1-Objectives/conduct, 2-Non-active club, 5-Non-existing club, 6-Disbanding, 7-Merger, 8-Financial Suspension, 9-District/Multiple District Dues.

\*\* - Abbreviation: P-President, S-Secretary, T-Treasurer, M-Member Chairperson, VP-First Vice President, MC-Communications Chairperson, SC-Service Chairperson

\*\*\* - Abbreviation: N/R - Never reported using the Lions Clubs website, N/A - Not applicable, No password registered for the Lions Clubs website.

\*\*\*\* - Abbreviation: N - New, IP - Immediate Past, R - Repeat.



# Club Health Assessment for Ident 5935 - SERBIA - UND through May 2025

			Status								Membership								Reports					Finance		LCIF
Club Number	Club Name	Charter Date		Current Member Count	YTD Members Added	YTD Members Dropped	YTD Net Growth	YTD Net Growth%	Member Count 12 Months Ago	Avg. length of service for dropped members	Months Since Last MMR ***	Yrs. Since Last Officer Report	President Rotation	Vice President Reported ****	Months Since Last Activity Report ***	Account Balance	Donations for current Fiscal Year									
			Number of times on status quo within last two years	If below 15 members appears				If net loss is greater than 20% appears			If no report in 3 months appears in	When more than one year appears in	Number of repeat terms	Notes the officers that do not have an active	If no report at 12 months appears in red											
Clubs more than two years old																										
120378	Beograd	09/20/2013	Active	12	5	3	2	20.00%	10	3	0			R	M,SC	3										
139701	Nis	08/29/2019	Cancelled(8*)	0	0	7	-7	-100.00%	7	4	10		None		P,S,T,M,VP SC	16	90+ Days									
115138	NOVI SAD MILEVA MARIC EINSTEIN	09/26/2011	Active	31	10	2	8	34.78%	23	4	3			N	M,SC	0										
103810	NOVI SAD NEOPLANTA	11/07/2008	Active(1)	5	0	0	0	0.00%	7		11			N	M,SC	24+	90+ Days									
136191	Petrovgrad Zrenjanin	08/07/2018	Active	5	0	6	-6	-54.55%	11	4	0		2		M,VP,SC	13										
Current Total Clubs Count	YTD New Clubs Count	YTD Cancelled Clubs Count	YTD Net Club Gain	Current Total Members Count	YTD Add	YTD Drop	YTD Net Growth	YTD Net Growth %	Member Count 12 Months Ago	Average Member Count Per Club	% of Clubs with less than 20 members	% No MMR in 3 Months	% No Officer Report in 12 Months	% of Clubs with balance 90+ days	Number of Clubs in Status Quo	% Status Quo Clubs in Financial Suspension	Number of Cancelled Clubs	Average Cancelled Club Age	Members Lost Due to Cancellation	% of Clubs Cancelled for Non-Financial Reasons						
4	0	1	-1	53	15	18	-3	-5.36%	58	13	75%	50%	0%	25%	0	0%	1	5	7	0%						

\* - P - Priority Club. Cancellation Reasons: 1-Objectives/conduct, 2-Non-active club, 5-Non-existing club, 6-Disbanding, 7-Merger, 8-Financial Suspension, 9-District/Multiple District Dues.

\*\* - Abbreviation: P-President, S-Secretary, T-Treasurer, M-Member Chairperson, VP-First Vice President, MC-Communications Chairperson, SC-Service Chairperson

\*\*\* - Abbreviation: N/R - Never reported using the Lions Clubs website, N/A - Not applicable, No password registered for the Lions Clubs website.

\*\*\*\* - Abbreviation: N - New, IP - Immediate Past, R - Repeat.



Club Health Assessment for Ident 5951 - KAZAKHSTAN - UND through May 2025

			Status		Membership							Reports					Finance		LCIF	
Club Number	Club Name	Charter Date			Current Member Count	YTD Members Added	YTD Members Dropped	YTD Net Growth	YTD Net Growth%	Member Count 12 Months Ago	Avg. length of service for dropped members	Months Since Last MMR ***	Yrs. Since Last Officer Report	President Rotation	Vice President Reported ****	Months Since Last Activity Report ***	Account Balance	Donations for current Fiscal Year		
			Number of times on status quo within last two years		If below 15 members appears				If net loss is greater than 20% appears			If no report in 3 months appears in	When more than one year appears in	Number of repeat terms	Notes the officers that do not have an active	If no report at 12 months appears in red				
Clubs less than two years old																				
172666	Almaty	06/28/2024	Active		27	11	5	6	28.57%	0	1	0		2	R	SC	N/A			
Current Total Clubs Count	YTD New Clubs Count	YTD Cancelled Clubs Count	YTD Net Club Gain	Current Total Members Count	YTD Add	YTD Drop	YTD Net Growth	YTD Net Growth %	Member Count 12 Months Ago	Average Member Count Per Club	% of Clubs with less than 20 members	% No MMR in 3 Months	% No Officer Report in 12 Months	% of Clubs with balance 90+ days	Number of Clubs in Status Quo	% Status Quo Clubs in Financial Suspension	Number of Cancelled Clubs	Average Cancelled Club Age	Members Lost Due to Cancellation	% of Clubs Cancelled for Non-Financial Reasons
1	0	0	0	27	11	5	6	28.57%	0	27	0%	0%	0%	0%	0	0%	0	0	0	0%

\* - P - Priority Club. Cancellation Reasons: 1-Objectives/conduct, 2-Non-active club, 5-Non-existing club, 6-Disbanding, 7-Merger, 8-Financial Suspension, 9-District/Multiple District Dues.  
\*\* - Abbreviation: P-President, S-Secretary, T-Treasurer, M-Member Chairperson, VP-First Vice President, MC-Communications Chairperson, SC-Service Chairperson  
\*\*\* - Abbreviation: N/R - Never reported using the Lions Clubs website, N/A - Not applicable, No password registered for the Lions Clubs website.  
\*\*\*\* - Abbreviation: N - New, IP - Immediate Past, R - Repeat.